



NOVEMBER 2022

CITY MANAGER'S UPDATE



Monthly Report
to the City of Modesto
City Council & Community

City Managers Monthly Update



Table of Contents

Awards.....3

Financial Report.....4

Police Department....10

Community & Economic
Development | Measure L
Projects....18

Parks, Recreation &
Neighborhoods.....22

Utilities.....25

Design Phase.....33

Council and Community:

I am happy to inform you that the City of Modesto has been honored with an award for its innovative use of information technology from the Center for Digital Government. The award was presented at the National League of Cities Summit on November 17, 2022. Modesto has been at the forefront of implementing new technology improve city services. More details can be found on the following page.

In the Financial Report, you will see that the City received revenues in the amount of \$2.06 million in the month of November 2022. The City has expended \$32.99 million in General Fund dollars, which represents approximately 18.2% of the monthly budget. The financial report can be found on page 4.

Starting on page 10, the **Police** Department reports on decreases in arrests and citations over the past year. There have also been decreases in major crimes, as well as auto theft and vehicle larceny.

Parks, Recreation & Neighborhoods continues to make progress on two exciting projects: The Awesome Spot and Ralston Tower Park. Investment in these projects will improve the city's attractiveness as a place to live and work and will also help to improve the physical and mental health of our residents. Parks and recreation facilities play a vital role in the health and well-being of a community, and we are committed to ensuring that residents have access to quality amenities. These projects are highlighted beginning on page 22.

The **Utilities** Department is busy with several projects including plant structural improvements at the Sutter Wastewater Treatment Plant and two river trunk realignment projects. The realignment gravity system project will address flow capacity deficiencies for the river trunk and will replace aging infrastructure. For the realignment project at the Shackelford pump station, the flow from the existing river trunk line will be redirected to a new line along Colorado Avenue and which will help to improve flow throughout the area. These projects are expected to be completed in 2023. You can get an update on these projects and others starting on page 25.

We are grateful for your support in these endeavors, and we will continue working hard to make Modesto a better place for everyone. Feel free to share this information, and Happy New Year!

A handwritten signature in blue ink that reads "Joseph P. Lopez". The signature is fluid and cursive, with a long, sweeping tail on the final letter.

Joseph P. Lopez
City Manager

Awards



“The Center for Digital Government (CDG) recognizes cities utilizing technology to strengthen cybersecurity, enhance transparency and digital equity and plan for the future of work and more.”

The top 10-ranking cities in each of five population categories were honored during the Digital Cities Awards event at the National League of Cities “City Summit” on November 17th in Kansas City, Missouri.

Congratulations to our **Information Technology** department for coming in 10th in the 125,000 – 249,999 population category!



2022 Highlights

The Helen Putnam Award for Excellence for Internal Administration for the implementation of data collection of unhoused residents



The Municipal Information Systems Association of California Award for Excellence in Information Technology Practices

The National Procurement Institute Achievement of Excellence in Procurement® Award for demonstrating commitment to innovation, professionalism, productivity, e-procurement and leadership



The Government Finance Officers Association (GFOA) Triple Crown in recognition of receiving GFOA's Certificate of Achievement for Excellence in Financial Reporting, Popular Annual Financial Reporting Award, and the Distinguished Budget Presentation Award

Fiscal Year 2022-23

November Financial Report

City of Modesto, California
Through November 30, 2022*

General Fund Overview

	Monthly Actuals Received/ Expended	Monthly % of Total Budget	YTD Actuals	2022-23 Operating Budget	% of Total Budget Received/ Expended
Revenues	\$ 2,064,238	1.2%	\$ 31,049,725	\$ 169,858,540	18.3%
Expenditures	\$ 32,982,591	18.2%	\$ 77,173,274	\$ 181,519,771	42.5%
Revenue Over Expenditure Variance	\$ (30,918,353)		\$ (46,123,549)	\$ (11,661,231)	

Summary

Revenue Overview

In the month of November, the City received revenues in the amount of \$2.06M (1.2% of budget). These revenues are \$5.28M less than the amount received in the same month last year which was driven by an accounting distribution of Fair Market Value of -\$7.9M in the month. This is for all funds but is housed in the General Fund during the fiscal year and will be distributed out by the end of the year. Fiscal-year-to-date, the City has received \$31.05M in revenues (18.3% of budget), which are \$2.2M less than the amount received in the same period last year.

Fiscal Year 2022-23 includes the fourth year of the Oakdale Fire Service contract which has fiscal-year-to-date revenue of \$2.3M. This is the second year of fire service contracts for City of Ceres, City of Turlock, and Stanislaus Consolidated. Fiscal-year-to-date revenue for City of Ceres is \$2.91M, City of Turlock is \$144K, and revenues for Stanislaus Consolidated is \$124K. Recently, the Council approved Fire Service Contract for City of Salida with fiscal-year-to-date revenue of \$163K.

Expenditure Overview

In the month of November, the City expended \$32.99M (18.2% of budget) in General Fund dollars. These expenditures are \$21.5M greater than the amount spent in the same month last year. This is being caused by the PERS Unfunded Accrued Liability payment being distributed amongst the various funds in the month of November this fiscal year. The total General Fund payment of \$21M was accounted for in the month of November which inflated the salary and benefit accounts during this period. Fiscal-year-to-date, the City has expended \$77.2M (42.5% of budget). These expenditures are \$4.78M higher than the amount spent in the same period last year.

Fiscal Year 2022-23 includes the fourth year of the Oakdale Fire Service contract which has fiscal-year-to-date expenditure of \$2.4M. This is the second year of fire service contracts for City of Ceres, City of Turlock, and Stanislaus Consolidated. Fiscal-year-to-date expenditure for City of Ceres is \$2.8M, City of Turlock is \$99K, and expenditure for Stanislaus Consolidated is \$94K. Recently, the Council approved Fire Service Contract for City of Salida with fiscal-year-to-date expenditure of \$135K.

The majority of departmental expenditures that occurred during this period originated from the Public Safety Departments (\$27.9M of the total \$32.99M) and were mainly related to salary and benefit charges. The salary and benefit expenses for the Police and Fire Departments totaled \$25.4M. All remaining salary and benefit expenditures from General Fund departments totaled \$3.8M, for a total salary and benefit expenditure of \$29.2M.

Fiscal Year 2022-23

November Financial Report

City of Modesto, California
Through November 30, 2022*

General Fund Revenues Overview

Revenue Category	Monthly Actuals Received	Monthly % of Total Budget	YTD Actuals	2022-23 Operating Budget	% of Total Budget Received
1 Property Tax - Property	42,955	0.2%	315,733	20,644,000	1.5%
2 Property Tax - VLF Swap	0	0.0%	0	20,149,001	0.0%
3 Sales Tax	3,293,145	8.4%	10,455,010	39,270,902	26.6%
4 Utility Users Tax	1,419,480	6.8%	7,045,440	20,950,000	33.6%
5 Business License/Mill Tax	1,185,200	8.3%	4,735,118	14,250,000	33.2%
6 Franchise Fees	1,181,383	22.1%	1,228,821	5,333,800	23.0%
7 Transient Occupancy Tax	362,926	10.9%	1,283,978	3,338,441	38.5%
8 Construction Revenues	168,056	6.0%	1,088,558	2,791,770	39.0%
9 Departmental Revenues	(5,730,609)	-15.4%	3,707,925	37,121,986	10.0%
10 Motor Vehicle Fees	(0)	0.0%	46,596	380,000	12.3%
11 Cannabis Tax	141,702	2.8%	1,142,546	5,000,000	22.9%
12 Transfers In	0	0.0%	0	628,640	0.0%
Total	2,064,238	1.2%	31,049,725	169,858,540	18.3%

October Actuals Notes

- 1 **Property Tax - Property** - Payments will be received in December/January and April/May.
- 2 **Property Tax - VLF Swap** - Payments will be received in December/January and April/May.
- 3 **Sales Tax** - the City received payment in the amount of \$3.29M. This payment is \$483K more than the amount received in the same month last year. Fiscal-year-to-date, the City has received \$10.45M in revenues, which are \$559K greater than the amount received in the same period last year.
- 4 **Utility Users Tax** - The City received payment in the amount of \$1.42M. This payment is \$44K greater than the amount received in the same month last year. Fiscal-year-to-date, the City has received \$7.04M in revenues, which are \$62K greater than the amount received in the same period last year.
- 5 **Business License/Mill Tax** - The City received payment in the amount of \$1.19M. This payment is \$253K less than the amount received in the same month last year. Fiscal-year-to-date, the City has received \$4.73M in revenues, which are \$610K greater than the amount received in the same period last year.
- 9 **Departmental Revenues** - The City received Departmental revenues in the amount of -\$5.73M. These revenues are \$4.7M less than the amount received in the same month last year. Fiscal-year-to-date, the City has received \$3.71M in revenues, which are \$2.87M less than the amount received in the same period last year.
- 11 **Cannabis Tax** - The City received payment in the amount of \$141K. This payment is \$225K less than the amount received in the same month last year. Fiscal-year-to-date, the City has received \$1.14M in revenues, which are \$470K less than the amount received in the same period last year.
- 12 **Transfers In** - The majority of the transfers are typically processed in June.

Fiscal Year 2022-23 November Financial Report

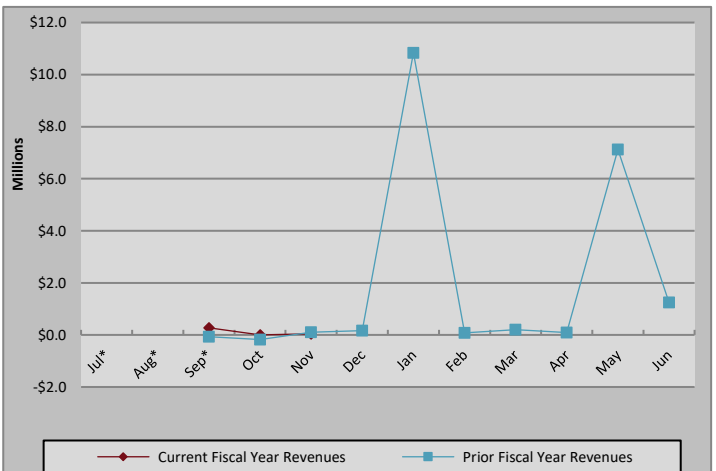
City of Modesto, California
Through November 30, 2022*

General Fund Revenue Overview

GENERAL FUND MAJOR REVENUE SOURCES

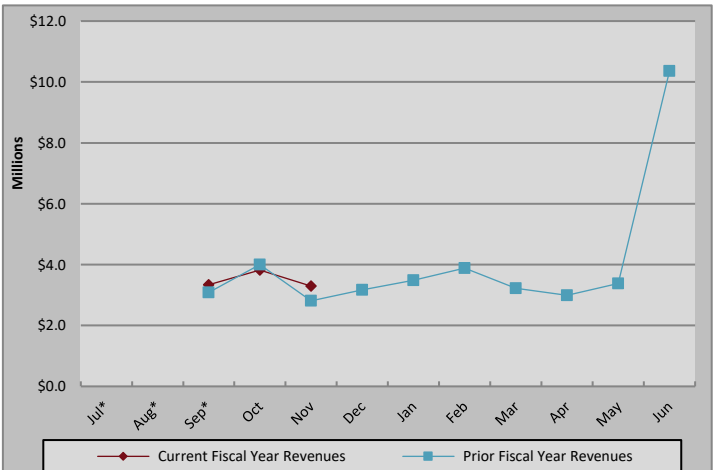
Property Tax - Property

	Current Fiscal Year Revenues	Prior Fiscal Year Revenues	Year-over-Year Variance
July*			
August*			
September*	\$ 272,778	\$ (70,693)	\$ 343,471
October	\$ -	\$ (178,101)	\$ 178,101
November	\$ 42,955	\$ 98,551	\$ (55,596)
December		\$ 162,790	
January		\$ 10,839,014	
February		\$ 77,368	
March		\$ 206,001	
April		\$ 87,359	
May		\$ 7,125,954	
June		\$ 1,247,375	
Totals	\$ 315,733	\$ 19,595,618	\$ 465,976



Sales Tax

	Current Fiscal Year Revenues	Prior Fiscal Year Revenues	Year-over-Year Variance
July*			
August*			
September*	\$ 3,340,293	\$ 3,088,263	\$ 252,030
October	\$ 3,821,572	\$ 3,997,134	\$ (175,562)
November	\$ 3,293,145	\$ 2,810,198	\$ 482,947
December		\$ 3,173,866	
January		\$ 3,480,521	
February		\$ 3,887,497	
March		\$ 3,224,199	
April		\$ 2,991,741	
May		\$ 3,377,038	
June		\$ 10,359,193	
Totals	\$ 10,455,010	\$ 40,389,650	\$ 559,415



*Accrual reversals occur in July, August, and September. To address this, July and August revenues are reported in September.

Fiscal Year 2022-23 November Financial Report

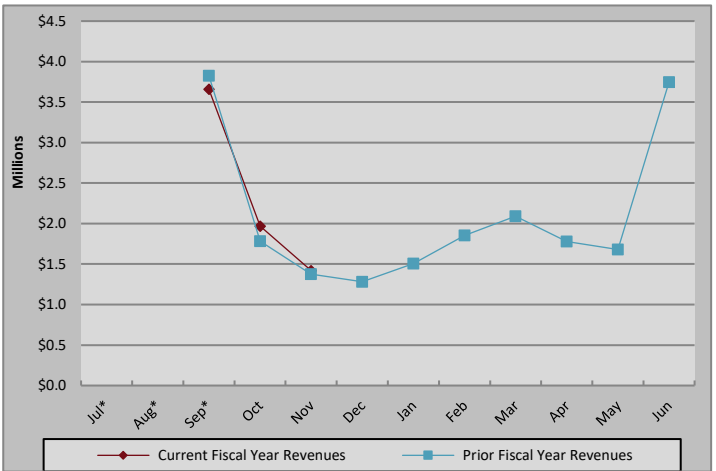
City of Modesto, California
Through November 30, 2022*

General Fund Revenue Overview

GENERAL FUND MAJOR REVENUE SOURCES

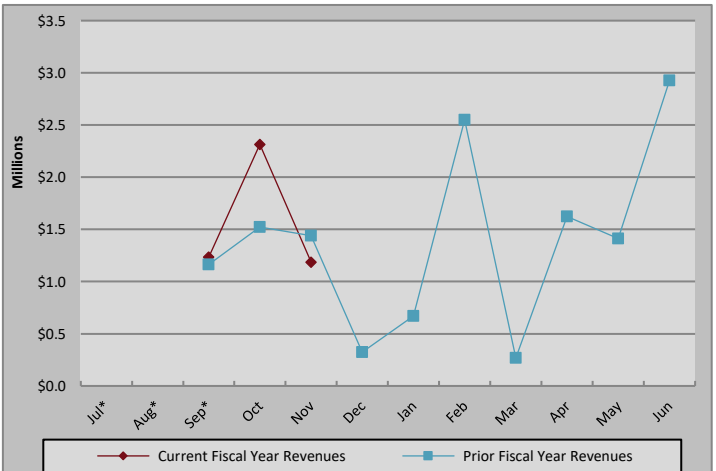
Utility Users Tax

	Current Fiscal Year Revenues	Prior Fiscal Year Revenues	Year-over-Year Variance
July*			
August*			
September*	\$ 3,658,357	\$ 3,826,506	\$ (168,149)
October	\$ 1,967,603	\$ 1,781,897	\$ 185,706
November	\$ 1,419,480	\$ 1,375,231	\$ 44,249
December		\$ 1,281,929	
January		\$ 1,505,570	
February		\$ 1,852,933	
March		\$ 2,091,669	
April		\$ 1,778,097	
May		\$ 1,679,930	
June		\$ 3,744,892	
Totals	\$ 7,045,440	\$ 20,918,654	\$ 61,806



Business License/Mill Tax

	Current Fiscal Year Revenues	Prior Fiscal Year Revenues	Year-over-Year Variance
July*			
August*			
September*	\$ 1,235,260	\$ 1,163,142	\$ 72,118
October	\$ 2,314,658	\$ 1,523,382	\$ 791,276
November	\$ 1,185,200	\$ 1,438,294	\$ (253,094)
December		\$ 324,491	
January		\$ 669,391	
February		\$ 2,549,716	
March		\$ 268,185	
April		\$ 1,624,016	
May		\$ 1,412,672	
June		\$ 2,926,267	
Totals	\$ 4,735,118	\$ 13,899,556	\$ 610,300



*Accrual reversals occur in July, August, and September. To address this, July and August revenues are reported in September.

Fiscal Year 2022-23 November Financial Report

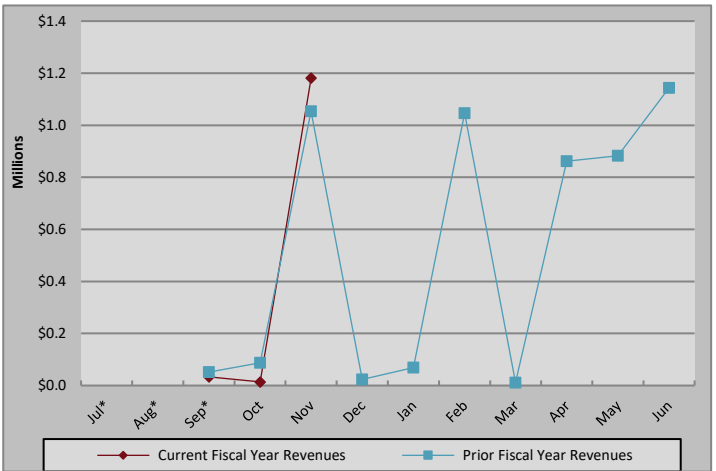
City of Modesto, California
Through November 30, 2022*

General Fund Revenue Overview

GENERAL FUND MAJOR REVENUE SOURCES

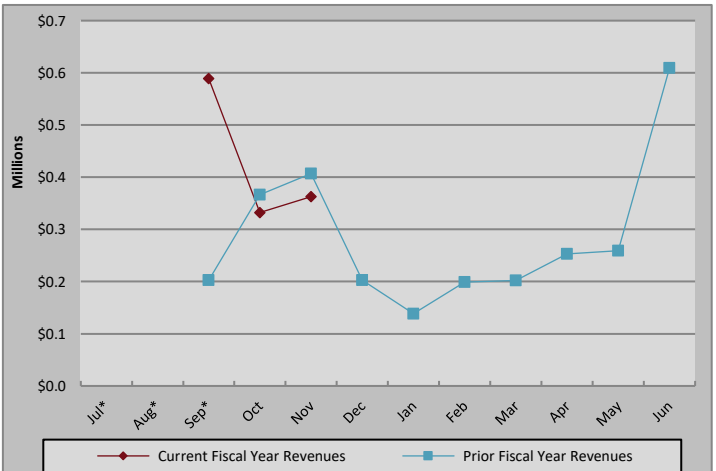
Franchise Fees

	Current Fiscal Year Revenues	Prior Fiscal Year Revenues	Year-over-Year Variance
July*			
August*			
September*	\$ 33,458	\$ 51,505	\$ (18,047)
October	\$ 13,980	\$ 87,343	\$ (73,363)
November	\$ 1,181,383	\$ 1,053,205	\$ 128,178
December		\$ 23,058	
January		\$ 69,477	
February		\$ 1,046,525	
March		\$ 11,630	
April		\$ 862,325	
May		\$ 883,059	
June		\$ 1,143,258	
Totals	\$ 1,228,821	\$ 5,231,385	\$ 36,768



Transient Occupancy Tax

	Current Fiscal Year Revenues	Prior Fiscal Year Revenues	Year-over-Year Variance
July*			
August*			
September*	\$ 588,721	\$ 202,606	\$ 386,115
October	\$ 332,331	\$ 366,691	\$ (34,360)
November	\$ 362,926	\$ 407,056	\$ (44,130)
December		\$ 202,736	
January		\$ 138,503	
February		\$ 198,937	
March		\$ 201,930	
April		\$ 253,272	
May		\$ 259,403	
June		\$ 609,097	
Totals	\$ 1,283,978	\$ 2,840,231	\$ 307,625



*Accrual reversals occur in July, August, and September. To address this, July and August revenues are reported in September.

Fiscal Year 2022-23 November Financial Report

City of Modesto, California
Through November 30, 2022*

General Fund Expenditures Overview

Department	Monthly Actuals Expended	Monthly % of Total Budget	YTD Actuals	2022-23 Operating Budget	% of Total Budget Expended
1 City Council	55,650	11.0%	200,802	506,560	39.6%
2 City Manager's Office	498,952	16.1%	1,514,964	3,096,260	48.9%
3 City Attorney's Office	292,398	16.2%	635,964	1,804,143	35.3%
4 City Clerk's Office	94,442	6.5%	266,826	1,448,565	18.4%
5 Office of the City Auditor	59,071	11.9%	107,264	495,574	21.6%
6 Finance Department	963,785	15.6%	2,604,754	6,176,892	42.2%
7 Community & Economic Development	1,109,892	15.9%	2,976,277	6,989,692	42.6%
8 Human Resources Department	312,810	17.3%	851,896	1,803,065	47.2%
9 Fire Department	13,794,511	23.3%	29,451,370	59,133,740	49.8%
10 Police Department	14,154,217	18.7%	32,511,967	75,515,295	43.1%
11 Parks, Recreation & Neighborhoods	1,642,467	10.2%	5,966,193	16,140,789	37.0%
12 Public Works Department	0	N/A	0	(0)	N/A
13 Non-Departmental	4,394	0.9%	53,645	473,400	11.3%
14 Transfers Out	0	0.0%	31,353	7,935,796	0.4%
Total	32,982,589	18.2%	77,173,275	181,519,770	42.5%

October Actuals Notes

- City Council** - The City Council had a total of \$55.6K in expenditures in the month of November. \$36.6K of the expenditures were from salary and benefit expense, \$11.5K were for internal service fund changes, and \$7.5K were for discretionary expenses.
- City Manager's Office** - The City Manager's Office had a total of \$498.9K in expenditures in the month of November. \$467K of the expenditures were from salary and benefit expense, \$17.7K were for internal service fund changes, and \$13.9K were for discretionary expenses.
- City Attorney's Office** - The City Attorney's Office had a total of \$292.4K in expenditures in the month of November. \$141.9K of the expenditures were from salary and benefit expense, \$12.2K were for internal service fund changes, and \$138.3K were for discretionary expenses.
- Finance Department** - The Finance Department had a total of \$963.8K in expenditures in the month of November. \$725K of the expenditures were from salary and benefit expense, \$43.5K were for internal service fund changes, and \$199.6K were for discretionary expenses. There was also \$4.4K received as an offsetting expense for direct charge revenue.
- Community & Economic Development (CED)** - CED had a total of \$1.11M in expenditures in the month of November. \$936.6K of the expenditures were from salary and benefit expense, \$95.1K were for internal service fund changes, and \$94.4K were for discretionary expenses. There was also \$16.2K received as an offsetting expense for direct charge revenue.
- Fire Department** - The Fire Department had a total of \$13.8M in expenditures in the month of November. \$12.4M of the expenditures were from salary and benefit expense, \$152K were for internal service fund changes, and \$1.24M were for discretionary expenses.
- Police Department** - The Police Department had a total of \$14.2M in expenditures in the month of November. \$12.9M of the expenditures were from salary and benefit expense, \$344K were for internal service fund changes, and \$845K were for discretionary expenses. There was also \$24K received as an offsetting expense for direct charge revenue.

Modesto Police Department

Incident Arrest and Crime Statistics

November 2022

ARRESTS AND CITATIONS

MONTH	2020	2021	2022
JANUARY	2170	1523	738
FEBRUARY	2102	1578	921
MARCH	1496	1492	988
APRIL	2367	1489	853
MAY	2882	1549	1021
JUNE	1661	1555	1079
JULY	2139	1603	1136
AUGUST	2402	1380	892
SEPTEMBER	2666	1473	1261
OCTOBER	1843	1227	928
NOVEMBER	1267	1070	963
TOTAL	22995	15939	10780

Year to Date Comparison 2021 to 2022		
Crime Type	Over/Under	% Change
Major Crime	-373	-8%
Auto Theft	-151	-17%
Commercial	20	8%
Larceny	-137	-9%
Residential	11	4%
Robbery	40	17%

MAJOR CRIMES

MONTH	2020	2021	2022
JANUARY	520	455	407
FEBRUARY	440	421	336
MARCH	555	441	388
APRIL	503	369	363
MAY	479	389	355
JUNE	403	386	379
JULY	332	383	333
AUGUST	328	420	357
SEPTEMBER	357	384	356
OCTOBER	359	406	457
NOVEMBER	406	401	351
TOTAL	4682	4455	4082

AUTO THEFT

MONTH	2020	2021	2022
JANUARY	106	105	70
FEBRUARY	84	82	59
MARCH	143	94	47
APRIL	105	62	58
MAY	97	76	69
JUNE	89	70	59
JULY	84	78	56
AUGUST	68	77	53
SEPTEMBER	68	75	71
OCTOBER	62	65	89
NOVEMBER	112	79	81
TOTAL	1018	863	712

COMMERCIAL BURGLARY

MONTH	2020	2021	2022
JANUARY	51	33	44
FEBRUARY	32	32	20
MARCH	39	21	20
APRIL	43	13	23
MAY	19	17	23
JUNE	17	13	31
JULY	21	18	18
AUGUST	13	20	24
SEPTEMBER	15	29	19
OCTOBER	14	22	25
NOVEMBER	20	43	34
TOTAL	284	261	281

VEHICLE LARCENY

MONTH	2020	2021	2022
JANUARY	165	147	138
FEBRUARY	170	138	133
MARCH	198	159	154
APRIL	176	132	120
MAY	163	108	111
JUNE	101	120	119
JULY	61	98	79
AUGUST	83	145	128
SEPTEMBER	96	129	93
OCTOBER	110	142	147
NOVEMBER	129	131	90
TOTAL	1452	1449	1312

RESIDENTIAL BURGLARY

MONTH	2020	2021	2022
JANUARY	70	32	26
FEBRUARY	35	34	20
MARCH	46	31	18
APRIL	40	19	29
MAY	31	23	21
JUNE	24	21	25
JULY	22	20	22
AUGUST	18	18	20
SEPTEMBER	23	20	31
OCTOBER	32	23	27
NOVEMBER	14	21	34
TOTAL	355	262	273

ROBBERIES

MONTH	2020	2021	2022
JANUARY	23	25	28
FEBRUARY	22	23	21
MARCH	14	21	29
APRIL	28	19	35
MAY	37	21	24
JUNE	21	23	19
JULY	19	23	19
AUGUST	17	22	24
SEPTEMBER	35	17	29
OCTOBER	15	30	37
NOVEMBER	30	17	16
TOTAL	261	241	281

Modesto Police Department

Three-Year Crime Trend Comparison 2022 Year-to-Date

The following charts compare the number of incidents reported to the Modesto Police Department for November 2022 year-to-date to the 3-year average of 2019-2021. Year-to-year comparisons can result in drastic spikes, which are moderated when periods are averaged. This type of comparison results in a more accurate picture of crime trends and how the City of Modesto is doing this year.

Note: Some categories have a Key Performance Indicator (KPI) line that represents the current reduction goal from the previous year's total. This comparison does not consider the impact any changes in the law may have had.

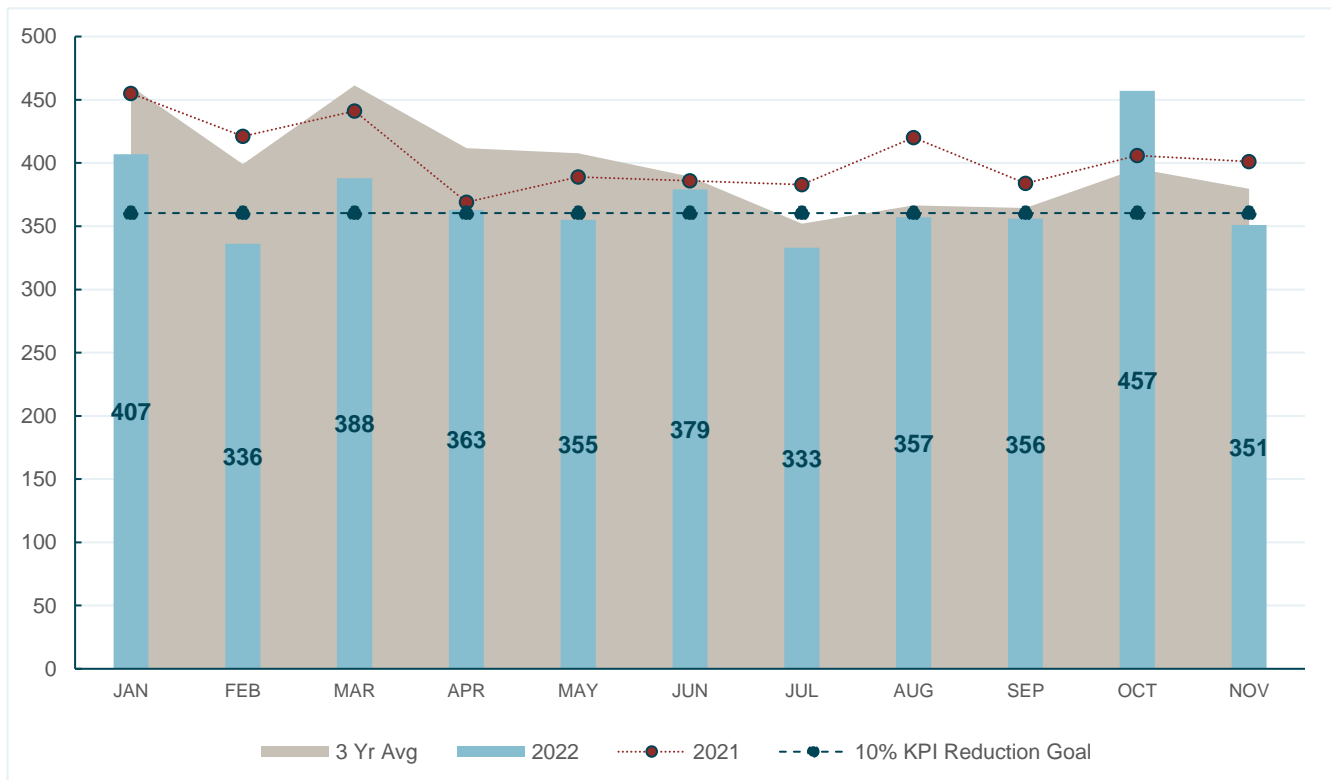
MAJOR CRIMES

2021 to 2022 Comparison

2021	4455
2022	4082
Over/Under	-373
% Change	-8%

KPI Comparison (KPI/2022)

Monthly Goal	360
Monthly Average	371
Year to Date Goal	3,964
Year to Date Actual	4,082
Over/Under KPI Goal	118
% Over/Under	3.0%



Modesto Police Department

Three-Year Crime Trend Comparison 2022 Year-to-Date

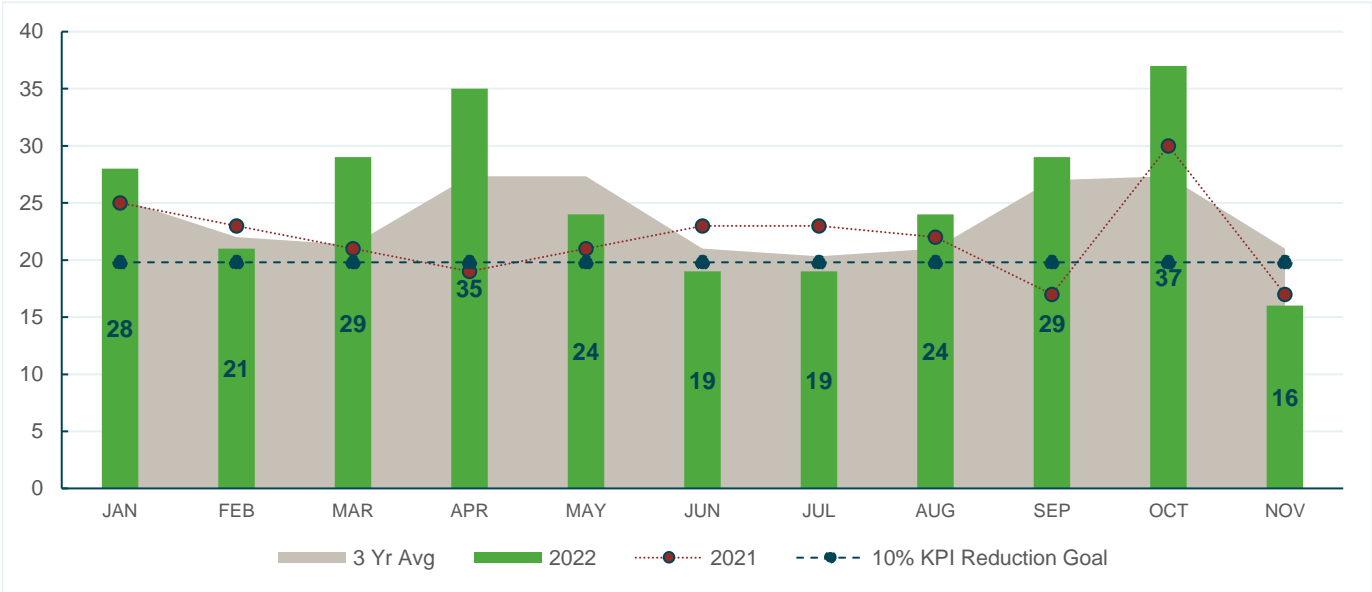
ROBBERIES

2021 to 2022 Comparison

2021	241
2022	281
Over/Under	40
% Change	17%

KPI Comparison (KPI/2022)

Monthly Goal	20
Monthly Average	26
Year to Date Goal	218
Year to Date Actual	281
Over/Under KPI Goal	63
% Over/Under	29.0%



Modesto Police Department

Three-Year Crime Trend Comparison 2022 Year-to-Date

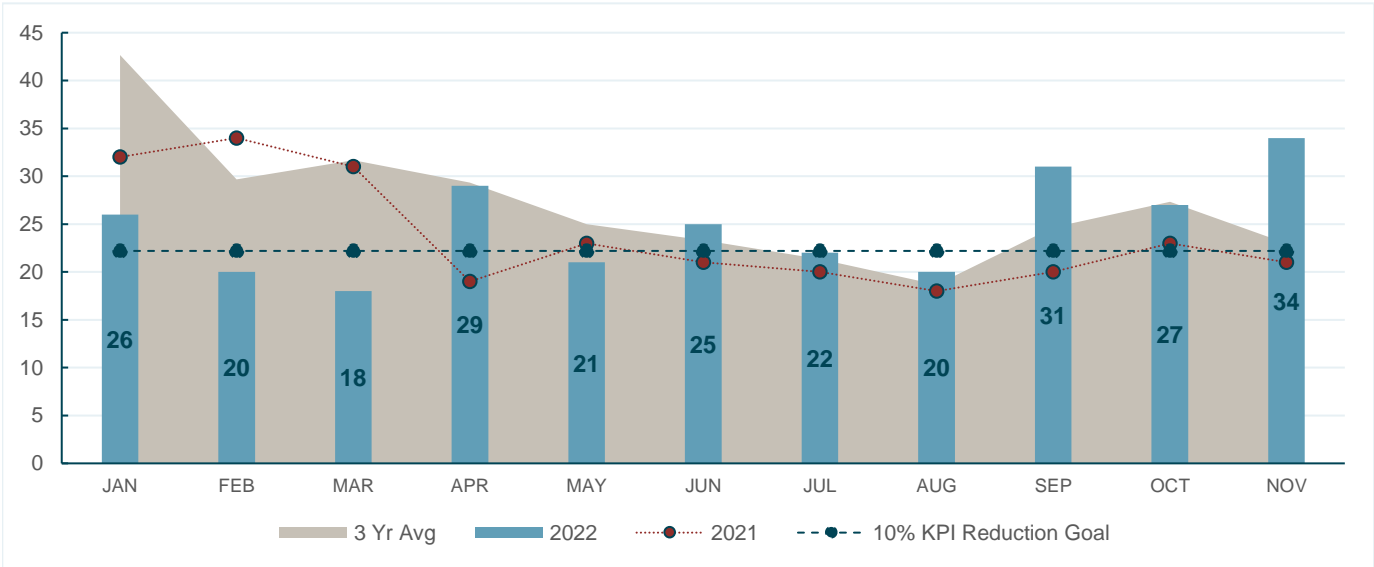
RESIDENTIAL BURGLARY

2021 to 2022 Comparison

2021	262
2022	273
Over/Under	11
% Change	4%

KPI Comparison (KPI/2022)

Monthly Goal	22
Monthly Average	25
Year to Date Goal	244
Year to Date Actual	273
Over/Under KPI Goal	29
% Over/Under	11.8%



Modesto Police Department

Three-Year Crime Trend Comparison 2022 Year-to-Date

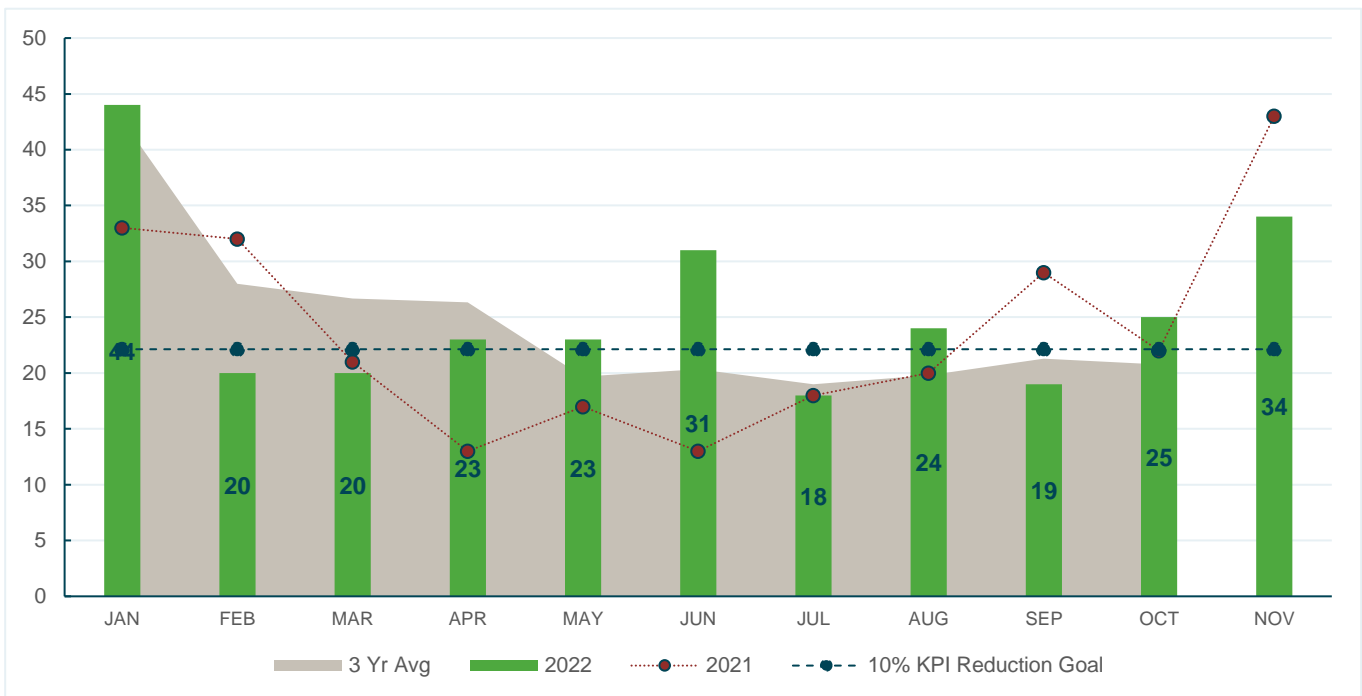
COMMERCIAL BURGLARY

2021 to 2022 Comparison

2021	261
2022	281
Over/Under	20
% Change	8%

KPI Comparison (KPI/2022)

Monthly Goal	22
Monthly Average	26
Year to Date Goal	243
Year to Date Actual	281
Over/Under KPI Goal	38
% Over/Under	15%



Modesto Police Department

Three-Year Crime Trend Comparison

2022 Year-to-Date

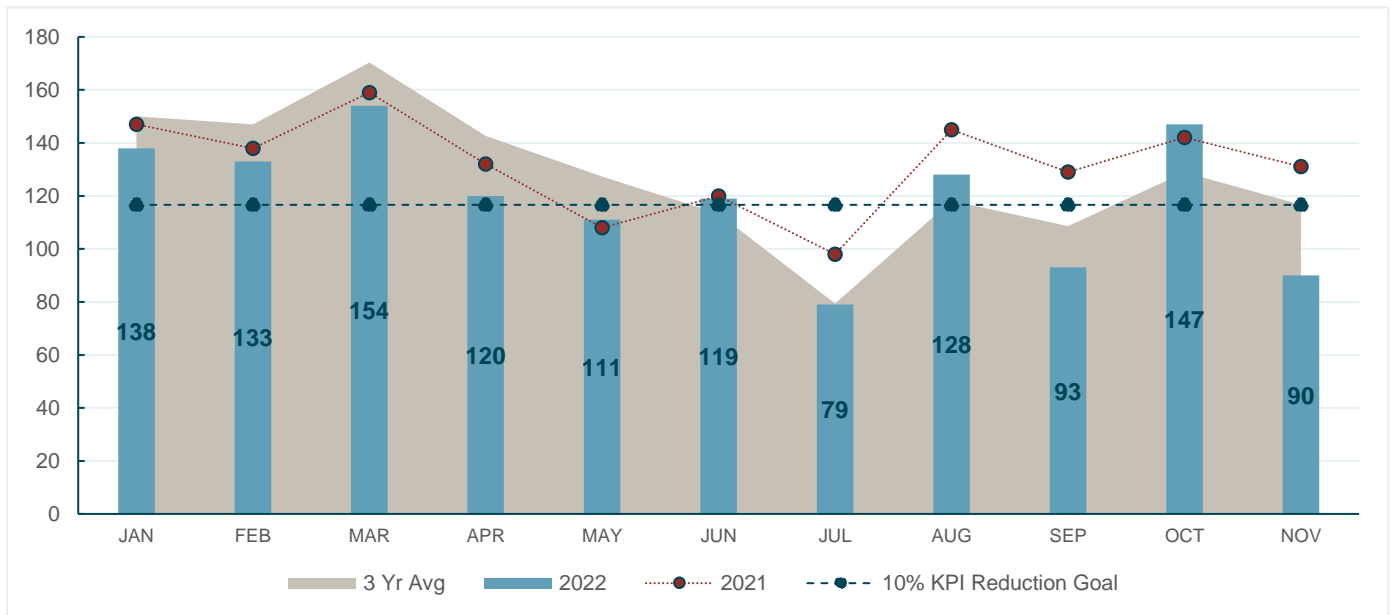
VEHICLE LARCENY

2021 to 2022 Comparison

2021	1449
2022	1312
Over/Under	-137
% Change	-9%

KPI Comparison (KPI/2022)

Monthly Goal	117
Monthly Average	119
Year to Date Goal	1,283
Year to Date Actual	1,312
Over/Under KPI Goal	29
% Over/Under	2.3%



Modesto Police Department

Three-Year Crime Trend Comparison 2022 Year-to-Date

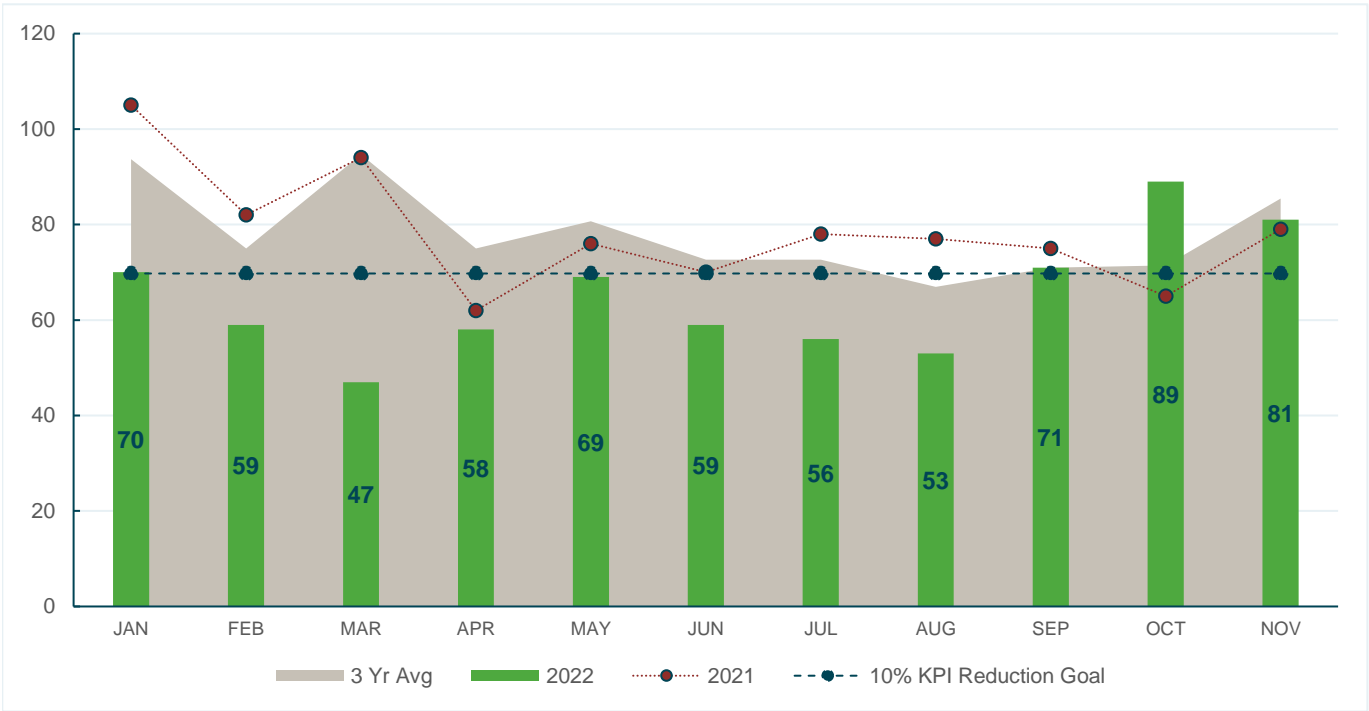
AUTO THEFT

2021 to 2022 Comparison

2021	863
2022	712
Over/Under	-151
% Change	-17%

KPI Comparison (KPI/2022)

Monthly Goal	70
Monthly Average	65
Year to Date Goal	767
Year to Date Actual	712
Over/Under KPI Goal	-55
% Over/Under	-7%



Modesto Police Department

Three-Year Crime Trend Comparison 2022 Year-to-Date

The following chart represents quality of life Calls For Service (CFS) initiated by citizens for the City of Modesto. These statistics are generated using Geoshield.

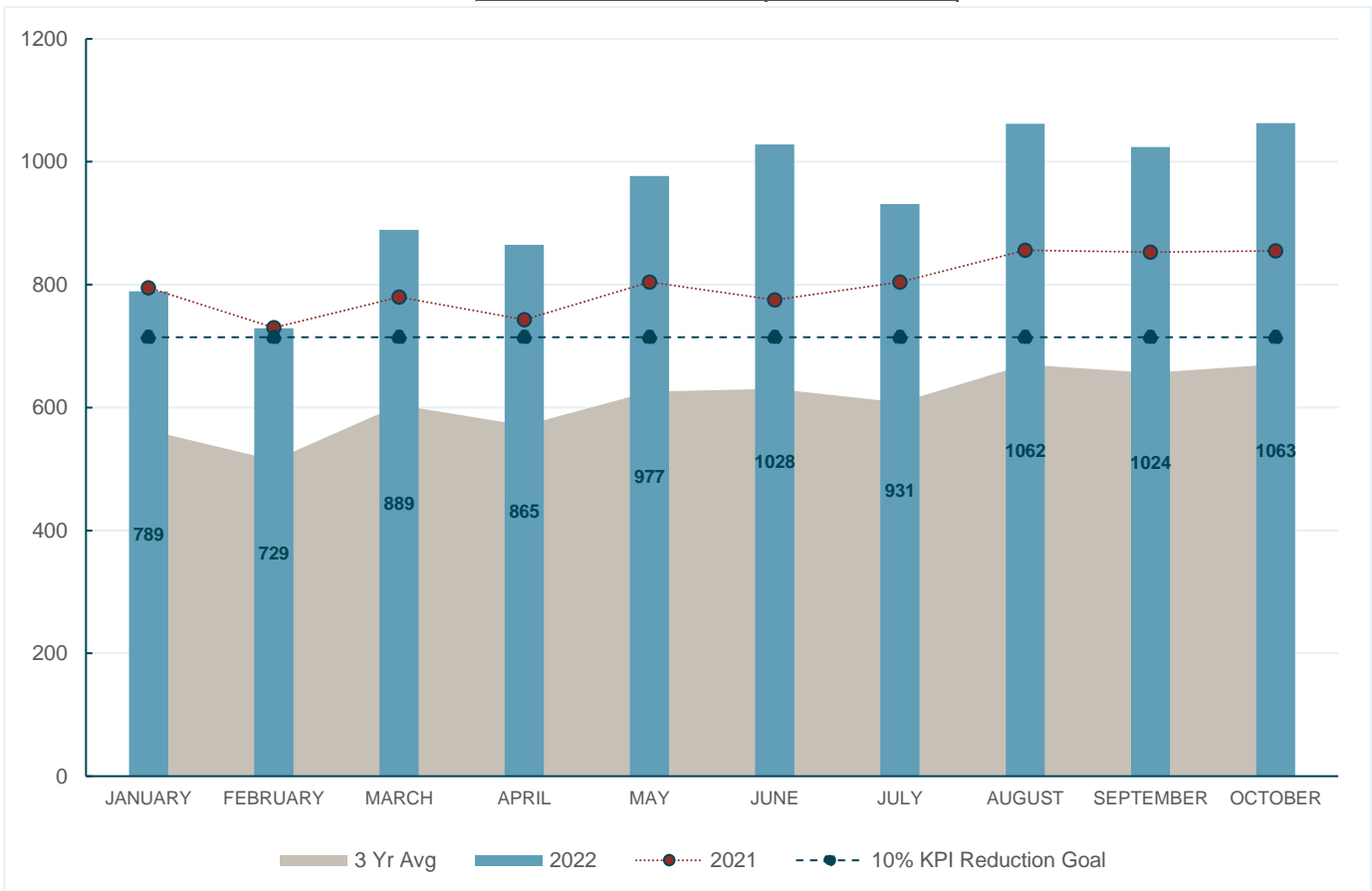
QUALITY OF LIFE (CAD/P911 Only)

2021 to 2022 Comparison

2021	8814
2022	10162
Over/Under	1348
% Change	15%

KPI Comparison (KPI/2022)

Monthly Goal	714
Monthly Average	924
Year to Date Goal	7,859
Year to Date Actual	10,162
Over/Under KPI Goal	2303
% Over/Under	29%



Measure L Projects

Briggsmore Avenue Pavement Maintenance (Project Code 101246)

Expenses	
Project Budget	5,374,090
Encumbered	4,516,366
Expended	389,587
Available	468,137
Revenues	
City Funds	0
Federal Funds	0
State Funds	0
Measure L Funds	5,374,090
Total	5,374,090
Received	0

Estimated Completion Date: Spring 2023

Overall Project Details:

This McHenry Avenue to Oakdale Road project went out to bid as a multi-project contract, which includes the Orangeburg Avenue Pavement Rehabilitation (Project Code 101248) and the Neighborhood **Americans with Disabilities Act** (ADA) of 1990 Program (Project Code 101250).

Neighborhood ADA Program (Project Code 101250)

Expenses	
Project Budget	695,534
Encumbered	605,423
Expended	11,022
Available	79,050
Revenues	
City Funds	0
Federal Funds	0
State Funds	0
Measure L Funds	0
Total	695,534
Received	0

Estimated Completion Date: Summer 2023

Overall Project Details:

This program went out to bid as a multi-project contract, along with the Briggsmore Avenue Pavement Maintenance (Project Code 101246) and the Orangeburg Avenue Pavement Rehabilitation (Project Code 101248). The ADA Program will install ADA-compliant ramps at various locations.

Pelandale Neighborhood Pavement Maintenance (Project Code 101249)

Expenses	
Project Budget	1,871,250
Encumbered	243,899
Expended	1,349,826
Available	277,524
Revenues	
City Funds	0
Federal Funds	0
State Funds	0
Measure L Funds	1,871,250
Total	1,871,250
Received	0

Estimated Completion Date: Fall 2023

Overall Project Details:

Work includes pavement maintenance in two areas: the area bound by Dale Road, Bangs Avenue, Tully Road, and Snyder Avenue (12.6 center line miles). Anticipated improvements include slurry seal surface treatment, restriping, and construction of new ADA compliant ramps in multiple locations.

Orangeburg Avenue Pavement Rehabilitation (Project Code 101248)

Expenses	
Project Budget	3,121,267
Encumbered	2,604,192
Expended	238,517
Available	278,558
Revenues	
City Funds	0
Federal Funds	0
State Funds	0
Measure L Funds	3,121,267
Total	3,121,267
Received	0

Estimated Completion Date: Summer 2023

Overall Project Details:

This Coffee Road to Oakdale Road project went out to bid as a multi-project contract, which includes the Briggsmore Avenue Pavement Maintenance (Project Code 101246) and the Neighborhood ADA Program (Project Code 101250).

Latest Project Status:

Work has begun on ADA curb ramps.



State Route 132 (SR-132) West Expressway (Project Code 101119)

Expenses	
Project Budget	125,482,720
Encumbered	1,415,304
Expended	106,822,666
Available	17,244,750

Revenues	
City Funds	
Federal Funds	9,870,886
State Funds	83,811,834
Measure L Funds	31,800,000
Total	125,482,720
Received	125,482,720



Estimated Completion Date: November 2022

Phase: Construction

Overall Project Details:

This project includes construction of an access-controlled, 2-lane expressway along a new alignment south of Kansas Avenue starting from the east side of State Route 99 (SR-99) at the base of the Needham Street Bridge west to Dakota Avenue and along Dakota Avenue to the existing SR-132/Maze Boulevard.

Latest Project Status:

This project is 97% completed. Current work includes, continued permanent erosion control installation, plant establishment and pump station electrical and site improvements, continued construction of Needham Street and Kansas Avenue extension, and the beginning of reconstruction of the Kansas Avenue overlay between North Dakota Avenue and Carpenter Road.

Virginia Corridor Trail & (Project Code 101247)

Expenses	
Project Budget	884,063
Encumbered	610,498
Expended	132,946
Available	140,619
Revenues	
City Funds	0
Federal Funds	0
State Funds	0
Measure L Funds	884,063
Total	884,063
Received	0

Estimated Completion Date: December 2022

Phase: Construction

Overall Project Details:

Project work includes pavement maintenance along the Virginia Corridor Trail from College to Bowen (2 center line miles). Anticipated improvements include slurry seal surface treatment, restriping, and construction of new Americans with Disabilities Act (“ADA”) of 1990 compliant ramps in multiple locations. This will include signage and new pedestrian crossing at Stoddard Road and Orangeburg Avenue.

Latest Project Status:

Construction began at Stoddard Avenue and Roseburg Avenue Virginia Corridor crossings.



Parks, Recreation & Neighborhoods

The Awesome Spot Playground (Project Code 100984)

Expenses	
Project Budget	615,250
Encumbered	182,233
Expended	18,442
Available	414,575

Revenues	
City Funds	107,000
Federal Funds	500,000
State Funds	0
Other Funds	8,250
Total	615,250
Received	8,250

Estimated Completion Date: Fall 2023

Phase: Construction

Overall Project Details:

The Awesome Spot Playground Team (TASP) has partnered with the City, to design an all-inclusive playground at Beyer Community Park. The playground will feature sensory-integrated playground equipment designed to eliminate social, physical, and cognitive barriers from play.

Latest Project Status:


In November, the contractor worked on the water and sewer connections.



Senior Playground at Ralston Tower Park (Project Code 100866)

Expenses	
Project Budget	1,255,000
Encumbered	156,678
Expended	1,062,078
Available	36,244

Revenues	
City Funds	0
Federal Funds	705,000
State Funds	550,000
Other Funds	0
Total	1,255,000
Received	403,433



Estimated Completion Date: Fall 2022

Phase: Construction

Overall Project Details:

The project consists of the complete renovation of Ralston Tower Park, focusing on a senior oriented park design due to its adjacency to senior housing. The project will include senior exercise equipment, playground, walking paths, game tables, open plaza, drinking fountain, beanbag toss, horseshoe pits, sidewalks, security lighting, landscaping, irrigation, and other site amenities.

Latest Project Status:

In November, the contractor continued with the installation of the horseshoe pit, bean bag toss courts, fencing and completed the installation of the sign.



Utilities

Grayson Well 69 (Replacing Well 274) (Project Code 101080)

Expenses	
Project Budget	3,802,828
Encumbered	2,804,294
Expended	671,649
Available	326,885

Revenues	
City Funds	3,802,828
Federal Funds	0
State Funds	0
Other Funds	0
Total	0
Received	0



Estimated Completion Date: January 2024

Phase: Construction

Overall Project Details:

This project will provide funding for the construction of the surface improvements for the former Well 274. The project is intended to limit the amount of treatment and restore the well to its optimum capacity in the town of Grayson. The project will provide engineering services during construction and construction of above ground improvements for the well only. Work will include the construction of above well appurtenances, well house, piping, electrical work and infrastructure for a future tank and booster pump.

Latest Project Status:

The contractor installed conduits for the pump building. Due to the weather; there was a slight delay, but rebar footings were installed, and concrete footings were poured.



Plant Structural Improvements (Project Code 100931)

Expenses	
Project Budget	3,321,195
Encumbered	2,213,788
Expended	529,121
Available	578,286

Revenues	
City Funds	3,321,195
Federal Funds	0
State Funds	0
Other Funds	0
Total	0
Received	0

Estimated Completion Date: Summer 2023

Phase: Construction

Overall Project Details:

The Plant Structural Improvements Project involves facility improvements primarily at the Sutter Wastewater Treatment Plant. The scope of work includes improvements to the existing chlorine building, a new Dry Clean Blast concrete enclosure, a new concrete vault for the valve farm, recoating of the existing anaerobic digesters, and repainting of the Thousand Oaks lift station.

Latest Project Status:

In the past month, the contractor started the exterior and interior paint of the Thousand Oaks Lift Station and prepared the soil at the Sutter Wastewater Treatment Plant location to receive the foundation for the concrete walls of the dry blast area.



River Trunk Realignment – Gravity System (Project Code 101290)

Expenses	
Project Budget	27,162,749
Encumbered	16,793,100
Expended	5,652,344
Available	4,717,305

Revenues	
City Funds	27,162,749
Federal Funds	0
State Funds	0
Other Funds	0
Total	0
Received	0



Estimated Completion Date: Winter 2023

Phase: Construction

Overall Project Details:

The project was created to address the flow capacity deficiencies and aging infrastructure for the river trunk. The gravity system is phase two of the three phase realignment project. It consists of over 9,000 linear feet of large diameter gravity sewer pipe, and adjacent water main rehabilitation on Colorado Avenue.

Latest Project Status:

Public outreach coordination for moving vehicles, placement of no parking signs, delivery of project mailers, and distribution of door hangers was completed in the month of November. The contractor continues the installation of 42-inch fiberglass reinforced plastic mortar pipe and slurry encasement.



River Trunk Realignment – Shackelford (Project Code 101291)

Expenses	
Project Budget	14,593,613
Encumbered	10,069,135
Expended	1,449,358
Available	3,075,120

Revenues	
City Funds	14,593,613
Federal Funds	0
State Funds	0
Other Funds	0
Total	0
Received	0



Estimated Completion Date: Winter 2023

Phase: Construction

Overall Project Details:

The River Trunk Realignment Shackelford Pump Station Project will redirect flow from the existing river trunk line to the new river trunk line that is going to be installed along Colorado Avenue as a part of the Gravity System project which is currently under construction. The project will also incorporate a gravity line from Neece Drive to the new river trunk and plug the line that goes into the existing river trunk line. The wastewater from the Dryden Golf Course clubhouse will also be brought into the new river trunk line under this project.

Latest Project Status:

In the last month, the contractor completed the installation of the rebar for the wet well foundation and placed concrete for the footing. The wet well walls rebar and the High-Density Polyethylene liner has been installed. The construction of the pump station wet well is also in progress.



Transit Center Improvements and Transit Center Addition

(Project Codes 101338 & 101339)

Expenses	
Project Budget	6,669,295
Encumbered	1,797,183
Expended	4,352,821
Available	519,291

Revenues	
City Funds	6,669,295
Federal Funds	0
State Funds	0
Other Funds	0
Total	0
Received	0


Estimated Completion Date: Spring 2023

Phase: Construction

Overall Project Details: Improvements to the Transit Center are comprised of diverse building and site upgrades as well as rehabilitation to the historic downtown Transit Center. The historic building will receive repairs and rehabilitation work to the existing historic finishes. New spaces will receive finishes in harmony with the historic character of the original building. The Transit Center Addition will add approximately 540 square feet onto the existing building to accommodate new dispatch space.

Latest Project Status:

The concrete has been replaced around the bus shelter, pavers are being installed around the building, and the temporary fencing has been completed. Inside the existing building, the floors are being polished, and the restroom partitions and toilets are being installed. Inside the new building extension, the ceiling t-bar and ceiling lights have been installed.



Design Phase

<i>Department</i>	<i>Project Name</i>	<i>Design Amount</i>	<i>Total Project Amount</i>
<i>Community & Economic Development</i>	Bike Trail along MID Canal (Funded by Measure L)	117,222	1,092,054
<i>Community & Economic Development</i>	Claratina - McHenry/Coffee 4 Lane	1,402,167	6,062,911
<i>Community & Economic Development</i>	Claratina Phase 1 – Hetch Hetchy Crossing	200,000	6,270,000
<i>Community & Economic Development</i>	Paradise Road ATP Cycle III (Funded by Measure L)	25,000	25,000
<i>Community & Economic Development</i>	Systemic Safety Analysis Report Program (Funded by Measure L)	250,000	250,000
<i>Community & Economic Development</i>	Tully Road Safety Improvements (Funded by Measure L)	34,538	411,183
<i>Modesto Fire</i>	MFD Station No.1 Roof Replacement	25,000	337,850
<i>Parks, Recreation & Neighborhoods</i>	Carpenter Road Soccer Complex	35,600	1,035,000
<i>Parks, Recreation & Neighborhoods</i>	Cesar E. Chavez Park Renovation	950,000	8,500,000
<i>Parks, Recreation & Neighborhoods</i>	Downey Shade Structure Replacement	25,000	350,000
<i>Parks, Recreation & Neighborhoods</i>	Mary E. Grogan Park Phase 2	329,288	2,963,588
<i>Parks, Recreation & Neighborhoods</i>	Tuolumne River Regional Park (TRRP) Neece Drive Boat Launch	188,000	805,000
<i>Parks, Recreation & Neighborhoods</i>	Tuolumne River Regional Park (TRRP) River Overlook	185,806	849,940
<i>Parks, Recreation & Neighborhoods</i>	Virginia Corridor Phase 7	750,000	4,674,923

Design Phase

<i>Department</i>	<i>Project Name</i>	<i>Design Amount</i>	<i>Total Project Amount</i>
<i>Utilities</i>	Caustic Soda Handling Facility	43,041	3,216,250
<i>Utilities</i>	Facultative Biosolids Removal	16,379	1,650,000
<i>Utilities</i>	Grayson Community Strengthen & Replace Water Mains	59,848	3,550,310
<i>Utilities</i>	Jennings Command Center & Restroom	80,000	700,000
<i>Utilities</i>	La Loma Phase 2C Strengthen & Replace Water Mains	79,319	9,766,552
<i>Utilities</i>	La Loma Phase 3A Strengthen & Replace Water Mains	145,218	6,086,995
<i>Utilities</i>	La Loma Sewer	150,000	4,000,000
<i>Utilities</i>	Sutter Neighborhood Strengthen & Replace Water Mains	139,073	2,149,680
<i>Utilities</i>	Sutter Parking Lot & Security Upgrade	326,004	6,205,176
<i>Utilities</i>	Sutter Trunk Rehabilitation and Reliability	360,308	5,262,011
<i>Utilities</i>	Woodland Lift Station Rehabilitation	70,301	1,543,616

In accordance with the requirements of Title II of the Americans with Disabilities Act (“ADA”) of 1990, the Fair Employment & Housing Act (“FEHA”), the Rehabilitation Act of 1973 (as amended), Government Code section 11135 and other applicable codes, the City of Modesto (“City”) will not discriminate against individuals based on disability in the City’s services, programs, or activities. For more information, please visit the City of Modesto website at <https://www.modestogov.com/865/Americans-with-Disabilities-Act-ADA>