



# FEBRUARY 2023

CITY MANAGER'S UPDATE

---

Monthly Report  
to the City of Modesto  
City Council & Community

# City Managers Monthly Update



## Table of Contents

Financial Report.....3

Grant Applications....9

Community & Economic  
Development | Measure L  
Projects....10

Parks, Recreation &  
Neighborhoods.....12

Public Works | SB 1  
Project.....14

Utilities.....15

Design Phase.....22

## Council and Community:

We have continued to work on projects and make progress in the midst of storms and we are proud of what we have been able to accomplish. Here are some of the things that we have been working on.

On page 9, the **Finance** department reports on grants that the City applied for in the months of January and February. If successful, these grants of approximately \$8 million will help us with various projects for Public Works, Police and Utilities.

Our **Community & Economic Development** department is making progress on several Measure L projects and looking forward to completing the State Route 132 West Expressway, the Orangeburg Avenue Pavement Rehabilitation project, and the Virginia Corridor Trail Maintenance project this summer. You will see the expenses and revenues for these projects starting on page 10 and a few pictures of the Virginia Trail curb improvements on page 11.

Starting on page 15, you will see projects that are continuing in the **Utilities** department. The Sutter Wastewater Treatment Plant is undergoing structural improvements, and in February excavation of a concrete vault was completed. Work is advancing at the two River Trunk Realignment projects (Gravity System and Shackelford), and the new Transit Center building is ready for temporary occupancy.

The Financial Report shows that the City received revenues in the amount of \$26.66 million in the month of February, which is \$11.8 million more than what was received in the same month last year. This increase is due to the Property Tax – VLF Swap that was received in February 2022 as anticipated. The expended \$10.1 million in General Fund dollars in the month of February, which represents 5.5% of the total Fiscal Year 2022-23 Operating Budget. The financial report can be found on page 3.

Thank you for reading this overview of City projects. If you have any comments or suggestions, please let me know. And feel free to share this report with your friends and colleagues.

Thank you,

A handwritten signature in blue ink that reads "Joseph P. Lopez". The signature is fluid and cursive, with the first letters of the first and last names being capitalized and prominent.

Joseph P. Lopez  
City Manager

# Fiscal Year 2022-23

## February Financial Report

City of Modesto, California  
Through February 28, 2023\*

### General Fund Overview

	Monthly Actuals Received/ Expended	Monthly % of Total Budget	YTD Actuals	2022-23 Operating Budget	% of Total Budget Received/ Expended
<b>Revenues</b>	\$ 26,656,797	15.6%	\$ 100,723,716	\$ 170,672,236	59.0%
<b>Expenditures</b>	\$ 10,098,015	5.5%	\$ 116,182,744	\$ 182,769,771	63.6%
<b>Revenue Over Expenditure Variance</b>	\$ 16,558,782		\$ (15,459,028)	\$ (12,097,535)	

### Summary

#### Revenue Overview

In the month of February, the City received revenues in the amount of \$26.66M (15.6% of budget). These revenues are \$11.88M more than the amount received in the same month last year which was driven by the receipt of the Property Tax - VLF Swap revenue which was received in the month of February in this current year. In the prior fiscal year, this revenue source was received in the month of January. Fiscal-year-to-date, the City has received \$100.7M in revenues (59% of budget), which are \$12.4M more than the amount received in the same period last year.

Fiscal Year 2022-23 includes the fourth year of the Oakdale Fire Service contract which has fiscal-year-to-date revenue of \$3.75M. This is the second year of fire service contracts for City of Ceres, City of Turlock, and Stanislaus Consolidated. Fiscal-year-to-date revenue for City of Ceres is \$4.76M, City of Turlock is \$232K, and revenues for Stanislaus Consolidated is \$217K. Recently, the Council approved a fire service contract for City of Salida with fiscal-year-to-date revenue of \$595K.

#### Expenditure Overview

In the month of February, the City expended \$10.1M (5.5% of budget) in General Fund dollars. These expenditures are \$1.7M less than the amount spent in the same month last year. Fiscal-year-to-date, the City has expended \$116.2M (63.6% of budget). These expenditures are \$4.9M higher than the amount spent in the same period last year.

Fiscal Year 2022-23 includes the fourth year of the Oakdale Fire Service contract which has fiscal-year-to-date expenditure of \$3.9M. This is the second year of fire service contracts for City of Ceres, City of Turlock, and Stanislaus Consolidated. Fiscal-year-to-date expenditure for City of Ceres is \$4.2M, City of Turlock is \$178K, and expenditure for Stanislaus Consolidated is \$174K. Recently, the Council approved a fire service contract for City of Salida with fiscal-year-to-date expenditure of \$436K.

The majority of departmental expenditures that occurred during this period originated from the Public Safety Departments (\$7.8M of the total \$10.1M) and were mainly related to salary and benefit charges. The salary and benefit expenses for the Police and Fire Departments totaled \$6.5M. All remaining salary and benefit expenditures from General Fund departments totaled \$1.4M, for a total salary and benefit expenditure of \$7.9M.

# Fiscal Year 2022-23 February Financial Report

City of Modesto, California  
Through February 28, 2023\*

## General Fund Revenues Overview

Revenue Category	Monthly Actuals Received	Monthly % of Total Budget	YTD Actuals	2022-23 Operating Budget	% of Total Budget Received
1 Property Tax - Property	43,059	0.2%	12,149,194	20,644,000	58.9%
2 Property Tax - VLF Swap	10,402,622	51.6%	10,402,622	20,149,001	51.6%
3 Sales Tax	3,896,355	9.9%	20,771,048	39,270,902	52.9%
4 Utility Users Tax	2,241,515	10.7%	12,202,838	20,950,000	58.2%
5 Business License/Mill Tax	1,573,991	11.0%	8,768,962	14,250,000	61.5%
6 Franchise Fees	1,278,500	24.0%	2,570,469	5,333,800	48.2%
7 Transient Occupancy Tax	265,299	7.9%	2,031,688	3,338,441	60.9%
8 Construction Revenues	161,143	5.8%	1,705,286	2,791,770	61.1%
9 Departmental Revenues	6,528,989	17.2%	28,213,022	37,935,682	74.4%
10 Motor Vehicle Fees	0	0.0%	91,669	380,000	24.1%
11 Cannabis Tax	265,324	5.3%	1,816,918	5,000,000	36.3%
12 Transfers In	0	0.0%	0	628,640	0.0%
Total	26,656,797	15.6%	100,723,716	170,672,236	59.0%

### October Actuals Notes

- 1 **Property Tax - Property** - The City has received the first of two Property Tax payments for the fiscal year. The amount received was approximately \$11.7M and is on track with annual estimates for this revenue category.
- 2 **Property Tax - VLF Swap** - The City has received the first installment of the Property Tax - VLF Swap payment. The amount received was approximately \$10.4M and is trending slightly higher than budgeted estimates for this category.
- 3 **Sales Tax** - The City received payment in the amount of \$3.89M. This payment is \$8K more than the amount received in the same month last year. Fiscal-year-to-date, the City has received \$20.7M in revenues, which are \$333K greater than the amount received in the same period last year.
- 4 **Utility Users Tax** - The City received payment in the amount of \$2.2M. This payment is \$338K greater than the amount received in the same month last year. Fiscal-year-to-date, the City has received \$12.2M in revenues, which are \$578K greater than the amount received in the same period last year.
- 5 **Business License/Mill Tax** - The City received payment in the amount of \$1.6M. This payment is \$975k less than the amount received in the same month last year. Fiscal-year-to-date, the City has received \$8.8M in revenues, which are \$1.1M greater than the amount received in the same period last year.
- 9 **Departmental Revenues** - The City received Departmental revenues in the amount of \$6.5M. These revenues are \$600K more than the amount received in the same month last year. Fiscal-year-to-date, the City has received \$28.2M in revenues, which are \$9.7M more than the amount received in the same period last year.
- 11 **Cannabis Tax** - The City received payment in the amount of \$265K. This payment is \$65K less than the amount received in the same month last year. Fiscal-year-to-date, the City has received \$1.8M in revenues, which are \$900K less than the amount received in the same period last year.
- 12 **Transfers In** - The majority transfers are typically processed in June.

# Fiscal Year 2022-23 February Financial Report

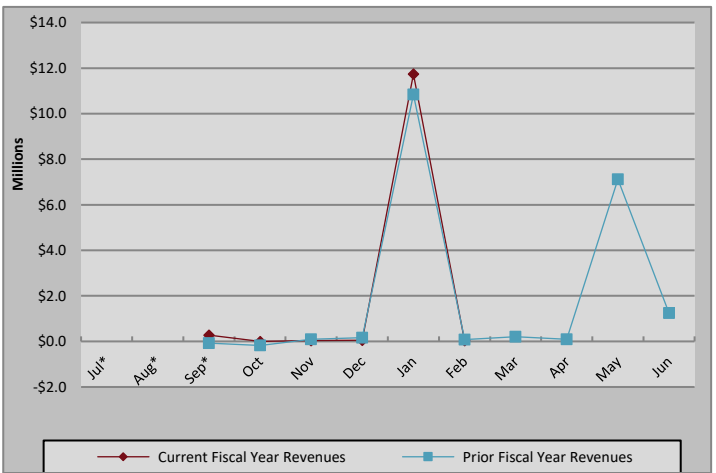
City of Modesto, California  
Through February 28, 2023\*

## General Fund Revenue Overview

### GENERAL FUND MAJOR REVENUE SOURCES

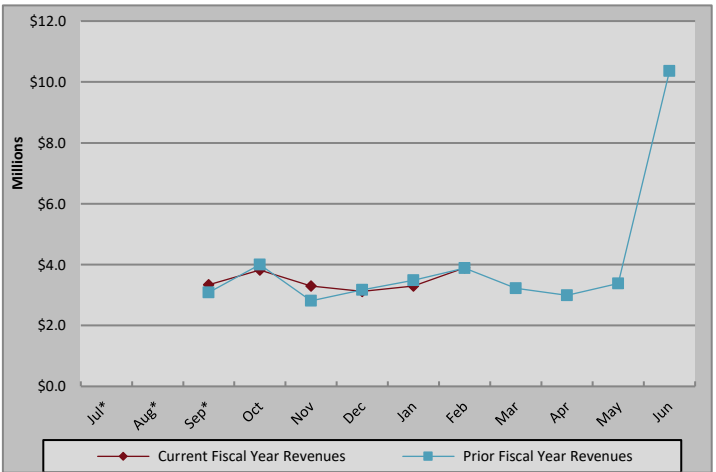
#### Property Tax - Property

	Current Fiscal Year Revenues	Prior Fiscal Year Revenues	Year-over-Year Variance
July*			
August*			
September*	\$ 272,778	\$ (70,693)	\$ 343,471
October	\$ -	\$ (178,101)	\$ 178,101
November	\$ 42,955	\$ 98,551	\$ (55,596)
December	\$ 54,808	\$ 162,790	\$ (107,982)
January	\$ 11,735,594	\$ 10,839,014	\$ 896,580
February	\$ 43,059	\$ 77,368	\$ (34,309)
March		\$ 206,001	
April		\$ 87,359	
May		\$ 7,125,954	
June		\$ 1,247,375	
<b>Totals</b>	<b>\$ 12,149,194</b>	<b>\$ 19,595,618</b>	<b>\$ 1,220,265</b>



#### Sales Tax

	Current Fiscal Year Revenues	Prior Fiscal Year Revenues	Year-over-Year Variance
July*			
August*			
September*	\$ 3,340,293	\$ 3,088,263	\$ 252,030
October	\$ 3,821,572	\$ 3,997,134	\$ (175,562)
November	\$ 3,293,145	\$ 2,810,198	\$ 482,947
December	\$ 3,121,510	\$ 3,173,866	\$ (52,356)
January	\$ 3,298,172	\$ 3,480,521	\$ (182,349)
February	\$ 3,896,355	\$ 3,887,497	\$ 8,858
March		\$ 3,224,199	
April		\$ 2,991,741	
May		\$ 3,377,038	
June		\$ 10,359,193	
<b>Totals</b>	<b>\$ 20,771,047</b>	<b>\$ 40,389,650</b>	<b>\$ 333,568</b>



\*Accrual reversals occur in July, August, and September. To address this, July and August revenues are reported in September.

# Fiscal Year 2022-23 February Financial Report

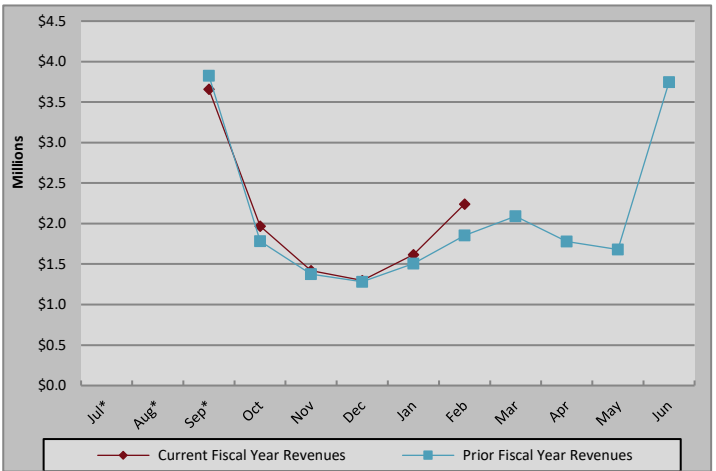
City of Modesto, California  
Through February 28, 2023\*

## General Fund Revenue Overview

### GENERAL FUND MAJOR REVENUE SOURCES

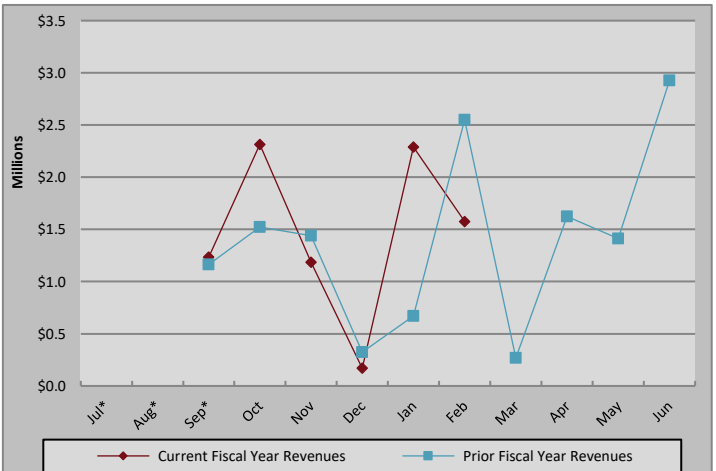
#### Utility Users Tax

	Current Fiscal Year Revenues	Prior Fiscal Year Revenues	Year-over-Year Variance
July*			
August*			
September*	\$ 3,658,357	\$ 3,826,506	\$ (168,149)
October	\$ 1,967,603	\$ 1,781,897	\$ 185,706
November	\$ 1,419,480	\$ 1,375,231	\$ 44,249
December	\$ 1,298,055	\$ 1,281,929	\$ 16,126
January	\$ 1,617,829	\$ 1,505,570	\$ 112,259
February	\$ 2,241,515	\$ 1,852,933	\$ 388,582
March		\$ 2,091,669	
April		\$ 1,778,097	
May		\$ 1,679,930	
June		\$ 3,744,892	
<b>Totals</b>	<b>\$ 12,202,839</b>	<b>\$ 20,918,654</b>	<b>\$ 578,773</b>



#### Business License/Mill Tax

	Current Fiscal Year Revenues	Prior Fiscal Year Revenues	Year-over-Year Variance
July*			
August*			
September*	\$ 1,235,260	\$ 1,163,142	\$ 72,118
October	\$ 2,314,658	\$ 1,523,382	\$ 791,276
November	\$ 1,185,200	\$ 1,438,294	\$ (253,094)
December	\$ 169,432	\$ 324,491	\$ (155,059)
January	\$ 2,290,421	\$ 669,391	\$ 1,621,030
February	\$ 1,573,991	\$ 2,549,716	\$ (975,725)
March		\$ 268,185	
April		\$ 1,624,016	
May		\$ 1,412,672	
June		\$ 2,926,267	
<b>Totals</b>	<b>\$ 8,768,962</b>	<b>\$ 13,899,556</b>	<b>\$ 1,100,546</b>



\*Accrual reversals occur in July, August, and September. To address this, July and August revenues are reported in September.

# Fiscal Year 2022-23 February Financial Report

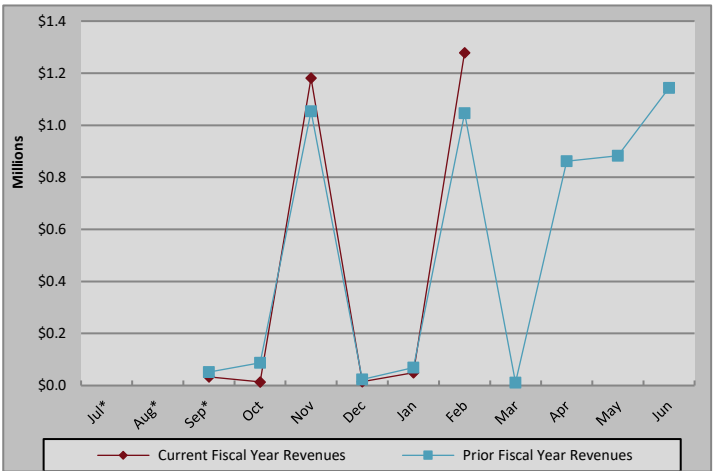
City of Modesto, California  
Through February 28, 2023\*

## General Fund Revenue Overview

### GENERAL FUND MAJOR REVENUE SOURCES

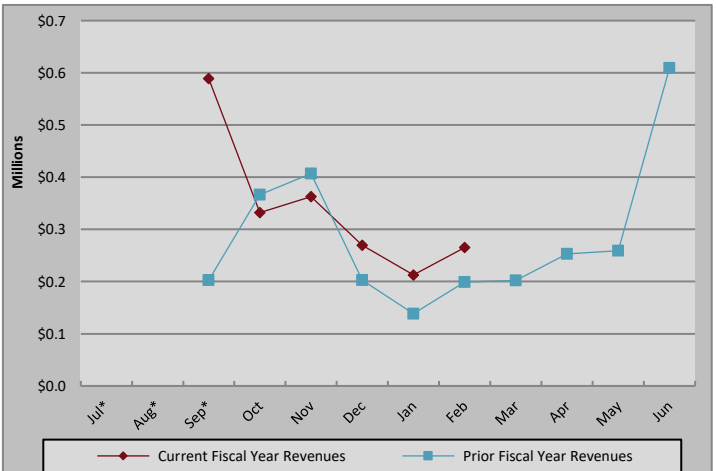
#### Franchise Fees

	Current Fiscal Year Revenues	Prior Fiscal Year Revenues	Year-over-Year Variance
July*			
August*			
September*	\$ 33,458	\$ 51,505	\$ (18,047)
October	\$ 13,980	\$ 87,343	\$ (73,363)
November	\$ 1,181,383	\$ 1,053,205	\$ 128,178
December	\$ 14,248	\$ 23,058	\$ (8,810)
January	\$ 48,899	\$ 69,477	\$ (20,578)
February	\$ 1,278,500	\$ 1,046,525	\$ 231,975
March		\$ 11,630	
April		\$ 862,325	
May		\$ 883,059	
June		\$ 1,143,258	
<b>Totals</b>	<b>\$ 2,570,468</b>	<b>\$ 5,231,385</b>	<b>\$ 239,355</b>



#### Transient Occupancy Tax

	Current Fiscal Year Revenues	Prior Fiscal Year Revenues	Year-over-Year Variance
July*			
August*			
September*	\$ 588,721	\$ 202,606	\$ 386,115
October	\$ 332,331	\$ 366,691	\$ (34,360)
November	\$ 362,926	\$ 407,056	\$ (44,130)
December	\$ 269,625	\$ 202,736	\$ 66,889
January	\$ 212,786	\$ 138,503	\$ 74,283
February	\$ 265,299	\$ 198,937	\$ 66,362
March		\$ 201,930	
April		\$ 253,272	
May		\$ 259,403	
June		\$ 609,097	
<b>Totals</b>	<b>\$ 2,031,688</b>	<b>\$ 2,840,231</b>	<b>\$ 515,159</b>



\*Accrual reversals occur in July, August, and September. To address this, July and August revenues are reported in September.

# Fiscal Year 2022-23 February Financial Report

City of Modesto, California  
Through February 28, 2023\*

## General Fund Expenditures Overview

Department	Monthly Actuals Expended	Monthly % of Total Budget	YTD Actuals	2022-23 Operating Budget	% of Total Budget Expended
1 City Council	35,902	7.0%	352,069	516,560	68.2%
2 City Manager's Office	225,766	6.8%	2,214,635	3,326,260	66.6%
3 City Attorney's Office	51,245	2.8%	964,358	1,804,143	53.5%
4 City Clerk's Office	28,870	2.0%	848,451	1,448,565	58.6%
5 Office of the City Auditor	3,805	0.8%	174,377	485,574	35.9%
6 Finance Department	407,207	6.6%	4,007,625	6,176,892	64.9%
7 Community & Economic Development	493,816	7.1%	4,598,389	6,989,692	65.8%
8 Human Resources Department	132,663	7.4%	1,280,412	1,803,065	71.0%
9 Fire Department	3,703,805	6.3%	43,382,409	59,113,840	73.4%
10 Police Department	4,088,759	5.4%	48,616,282	75,285,296	64.6%
11 Parks, Recreation & Neighborhoods	915,702	5.7%	9,232,041	16,068,789	57.5%
12 Public Works Department	52	N/A	52	0	N/A
13 Non-Departmental	10,423	2.2%	73,120	473,400	15.4%
14 Transfers Out	0	0.0%	438,524	9,277,696	4.7%
<b>Total</b>	<b>10,098,015</b>	<b>5.5%</b>	<b>116,182,744</b>	<b>182,769,771</b>	<b>63.6%</b>

### October Actuals Notes

- 1 City Council - The City Council had a total of \$35K in expenditures in the month of February. \$22.4K of the expenditures were from salary and benefit expense, \$11.5K were for internal service fund changes, and \$2K were for discretionary expenses.
- 2 City Manager's Office - The City Manager's Office had a total of \$226K in expenditures in the month of February. \$148K of the expenditures were from salary and benefit expense, \$17.8K were for internal service fund changes, and \$63.8K were for discretionary expenses. There was also \$3.5K received as an offsetting expense for direct charge revenue.
- 3 City Attorney's Office - The City Attorney's Office had a total of \$51K in expenditures in the month of February. \$38.8K of the expenditures were from salary and benefit expense, \$12.2K were for internal service fund changes, and \$258 were for discretionary expenses.
- 6 Finance Department - The Finance Department had a total of \$407K in expenditures in the month of February. \$274K of the expenditures were from salary and benefit expense, \$43.5K were for internal service fund changes, and \$94K were for discretionary expenses. There was also \$4.4K received as an offsetting expense for direct charge revenue.
- 7 Community & Economic Development (CED) - CED had a total of \$494K in expenditures in the month of February. \$294K of the expenditures were from salary and benefit expense, \$95.1K were for internal service fund changes, and \$119K were for discretionary expenses. There was also \$14.8K received as an offsetting expense for direct charge revenue.
- 9 Fire Department - The Fire Department had a total of \$3.7M in expenditures in the month of February. \$3.3M of the expenditures were from salary and benefit expense, \$152K were for internal service fund changes, and \$273K were for discretionary expenses.
- 10 Police Department - The Police Department had a total of \$4.1M in expenditures in the month of February. \$3.2M of the expenditures were from salary and benefit expense, \$344K were for internal service fund changes, and \$554M were for discretionary expenses. There was also \$25.1K received as an offsetting expense for direct charge revenue.

# Grant Applications

January / February 2023

## Applications

Grant Title	Month	Awarding Agency	City Department/ Division	Grant Application Amount	Grant Application Local Match Amount	Local Match Source
Consumer Recycling Education and Outreach Grant	Jan-23	Environmental Protection Agency (EPA)	Public Works	TBD	0	N/A
Selective Traffic Enforcement Program (STEP)	Jan-23	State of California - Office of Traffic Safety	Modesto Police Department	\$ 606,808	0	N/A
Pedestrian and Bicycle Safety Program	Jan-23	State of California - Office of Traffic Safety	Modesto Police Department	\$ 44,500	0	N/A
ABC Alcohol Policing Partnership (APP) Grant	Feb-23	Department of Alcoholic Beverage Control	Modesto Police Department	\$ 60,000	0	N/A
Urban Community Drought Relief Program	Feb-23	California Department of Water Resources	Utilities	\$ 7,227,922	0	N/A
Clean California Local Grant Program (CCLGP)	Feb-23	Department of Transportation	Public Works	TBD	0	N/A
				\$ 7,939,230	\$ -	

# Measure L Projects

## State Route 132 (SR-132) West Expressway

(Project Code 101119)

Expenses	
Project Budget	125,482,720
Encumbered	409,230
Expended	108,839,387
Available	16,234,103

Revenues	
City Funds	0
Federal Funds	9,870,886
State Funds	83,811,834
Measure L Funds	31,800,000
Total	125,482,720
Received	125,482,720



**Estimated Completion Date:** June 2023

**Phase:** Construction

**Overall Project Details:**

This project includes construction of an access-controlled, 2-lane expressway along a new alignment south of Kansas Avenue starting from the east side of State Route 99 (SR-99) at the base of the Needham Street Bridge west to Dakota Avenue and along Dakota Avenue to the existing SR-132/Maze Boulevard.

**Latest Project Status:**

This project is 95% complete. February's work included installation of pump station electrical and site improvements. Reconstruction of Kansas Avenue overlay between North Dakota Avenue and Carpenter Road was suspended.

## Orangeburg Avenue Pavement Rehabilitation

(Project Code 101248)

Expenses	
Project Budget	3,121,267
Encumbered	2,287,394
Expended	560,209
Available	273,664

Revenues	
City Funds	0
Federal Funds	0
State Funds	0
Measure L Funds	3,121,267
Total	3,121,267
Received	0

**Estimated Completion Date:** Summer 2023

**Overall Project Details:**

This Coffee Road to Oakdale Road project went out to bid as a multi-project contract, which includes the Briggsmore Avenue Pavement Maintenance (Project Code 101246) and the Neighborhood Americans with Disabilities Act ("ADA") of 1990 Program (Project Code 101250).

**Latest Project Status:**

ADA ramps have been completed. Paving is scheduled to begin in April.

# Virginia Corridor Trail Maintenance

(Project Code 101247)


**Estimated Completion Date:** June 2023

Expenses	
Project Budget	884,063
Encumbered	187,309
Expended	574,678
Available	122,076
Revenues	
City Funds	0
Federal Funds	0
State Funds	0
Measure L Funds	884,063
Total	884,063
Received	0

**Phase:** Construction

**Overall Project Details:**

Project work includes pavement maintenance along the Virginia Corridor Trail from College to Bowen (2 center line miles). Anticipated improvements include slurry seal surface treatment, restriping, and construction of new ADA compliant ramps in multiple locations. This will include signage and new pedestrian crossing at Stoddard Road and Orangeburg Avenue.



# Parks, Recreation & Neighborhoods

## The Awesome Spot Playground

(Project Code 100984)

Expenses	
Project Budget	615,250
Encumbered	181,464
Expended	95,409
Available	338,377

Revenues	
City Funds	107,000
Federal Funds	500,000
State Funds	0
Other Funds	8,250
Total	615,250
Received	9,108

**Estimated Completion Date:** Fall 2023

**Phase:** Construction

**Overall Project Details:**

The Awesome Spot Playground Team (TASP) has partnered with the City, to design an all-inclusive playground at Beyer Community Park. The playground will feature sensory-integrated playground equipment designed to eliminate social, physical, and cognitive barriers from play.

**Latest Project Status:**

With a reprieve in the weather, work was resumed on the Awesome Spot Playground. A short retaining wall was installed to help preserve the existing trees in the park, along with the installation of board forms to prepare for the installation of the new section of ADA sidewalk.




# Senior Playground at Ralston Tower Park

(Project Code 100866)

Expenses	
Project Budget	1,255,000
Encumbered	56,353
Expended	1,183,869
Available	14,778

Revenues	
City Funds	0
Federal Funds	705,000
State Funds	550,000
Other Funds	0
Total	1,255,000
Received	694,896



**Estimated Completion Date:** Summer 2023



**Phase:** Construction

### Overall Project Details:

The project consists of the complete renovation of Ralston Tower Park, focusing on a senior oriented park design due to its adjacency to senior housing. The project will include senior exercise equipment, playground, walking paths, game tables, open plaza, drinking fountain, beanbag toss, horseshoe pits, sidewalks, security lighting, landscaping, irrigation, and other site amenities.

### Latest Project Status:

Work continues on the beautification of the park. Mulching and lawn have been installed.



# SB 1 Project

## 2022/2023 Slurry/Crack Seal Work

Expenses	
Project Budget	2,171,854
Encumbered	0
Expended	803,035
Available	1,368,819

Revenues	
City Funds	0
Federal Funds	2,171,854
State Funds	0
Other Funds	0
Total	2,171,854
Received	4,998,733



**Estimated Completion Date:** October 2023

**Phase:** 8<sup>th</sup> Season of Annual Program

**Overall Project Details:**

The purpose of this program is to maintain and preserve the streets for the City of Modesto by applying Type II slurry made of emulsion oil and aggregate. SB1 funding provides an average of 115 lane miles of residential street preservation each season.

**Latest Project Status:**

14 lane miles of crack seal application was completed in February 2023.



# Utilities

## Grayson Well 69 (Replacing Well 274)

(Project Code 101080)

Expenses	
Project Budget	3,802,828
Encumbered	2,429,057
Expended	1,134,511
Available	239,260

Revenues	
City Funds	3,802,828
Federal Funds	0
State Funds	0
Other Funds	0
Total	0
Received	0



**Estimated Completion Date:** January 2024

**Phase:** Construction

### Overall Project Details:

This project will provide funding for the construction of the surface improvements for the former Well 274. The project is intended to limit the amount of treatment and restore the well to its optimum capacity in the town of Grayson. The project will provide engineering services during construction and construction of above ground improvements for the well only. Work will include the construction of above well appurtenances, well house, piping, electrical work and infrastructure for a future tank and booster pump.

### Latest Project Status:

This project is 25% complete. The construction of the generator pad has been completed, storm drainage catch basins and pipe installation has started on Mary Street and the concrete masonry unit wall is under construction.



# Highway Village Strengthen & Replace Water Mains

(Project Code 100846)

Expenses	
Project Budget	5,752,746
Encumbered	3,855,719
Expended	1,222,978
Available	674,049

Revenues	
City Funds	5,752,746
Federal Funds	0
State Funds	0
Other Funds	0
Total	0
Received	0



**Estimated Completion Date:** November 2023


**Phase:** Construction

**Overall Project Details:**

This project will provide funding to replace existing water mains within the Highway Village triangular area generally bounded by Conant Avenue on the East, Rumble Road on the North, and Sisk Road to the Southwest. Existing water mains in this area are old, undersized steel mains which are prone to leaking and low pressures. This project will replace the existing system with City standard water mains, valves, and hydrants to improve system reliability, flows and pressures.

**Latest Project Status:**

Construction is 20% completed. The contractor installed the water main on Strivens Avenue. Fire hydrants and lateral services were installed on Brenner Way, from Conant Avenue to Sisk Road.



# Plant Structural Improvements

(Project Code 100931)

Expenses	
Project Budget	3,321,195
Encumbered	1,258,788
Expended	1,546,929
Available	515,478

Revenues	
City Funds	3,321,195
Federal Funds	0
State Funds	0
Other Funds	0
Total	0
Received	0

**Estimated Completion Date:** Summer 2023

**Phase:** Construction

### Overall Project Details:

The Plant Structural Improvements Project involves facility improvements primarily at the Sutter Wastewater Treatment Plant. The scope of work includes improvements to the existing chlorine building, a new Dry Clean Blast concrete enclosure, a new concrete vault for the valve farm, recoating of the existing anaerobic digesters, and repainting of the Thousand Oaks lift station.

### Latest Project Status:

In the past month, pipe supports were formed and poured at the concrete vault and the excavation of the concrete vault for the farm valves was completed.



# River Trunk Realignment – Gravity System

(Project Code 101290)

Expenses	
Project Budget	27,162,749
Encumbered	15,127,166
Expended	7,809,965
Available	4,225,618

Revenues	
City Funds	27,162,749
Federal Funds	0
State Funds	0
Other Funds	0
Total	0
Received	0



**Estimated Completion Date:** Winter 2023

**Phase:** Construction

### Overall Project Details:

The project was created to address the flow capacity deficiencies and aging infrastructure for the river trunk. The gravity system is phase two of the three phase realignment project. It consists of over 9,000 linear feet of large diameter gravity sewer pipe, and adjacent water main rehabilitation on Colorado Avenue.

### Latest Project Status:

In the past month, the contractor continued with trench excavation and placement of shoring for installation of sanitary sewer manholes (SSMH) and Fiberglass Reinforced Polymer Mortar Pipe (FRPMP) on Tuolumne Blvd. Installation of River Trunk SSMH manhole components were completed and backfilled at the intersection of Tuolumne Boulevard & Fresno Avenue and between Fresno Avenue & Madera Avenue.

At the intersection of Tuolumne Boulevard & Neece Avenue, the installation of River Trunk SSMH manhole components have begun. The contractor has also continued the air pressure test for the new trunk line.





Placement of SSMH components at intersection of Tuolumne and Neece



Replacement of pipe prior to completing trench backfill



Installation of 2-inch fiber optic conduit on Tuolumne



Slurry backfills at fiber optic trench on Tuolumne



FRPMP joint air pressure testing operations



Dewatering 42-inch FRPMP into baker tank for treatment prior to discharge to City sanitary sewer line

# River Trunk Realignment – Shackelford

(Project Code 101291)

Expenses	
Project Budget	14,593,613
Encumbered	9,274,124
Expended	3,598,974
Available	1,720,515

Revenues	
City Funds	14,593,613
Federal Funds	0
State Funds	0
Other Funds	0
Total	0
Received	0



Completion of sod at golf course

**Estimated Completion Date:** Winter 2023


**Phase:** Construction

**Overall Project Details:**

The River Trunk Realignment Shackelford Pump Station Project will redirect flow from the existing river trunk line to the new river trunk line that is going to be installed along Colorado Avenue as a part of the Gravity System project which is currently under construction. The project will also incorporate a gravity line from Neece Drive to the new river trunk and plug the line that goes into the existing river trunk line. The wastewater from the Dryden Golf Course clubhouse will also be brought into the new river trunk line under this project.

**Latest Project Status:**

In the last month, the contractor tested the wet well high-density polyethylene interior liner (HDPE) liner, installed the wet well access hatches, completed the installation of the 18-inch force main pipeline and completed the sod restoration at the golf course.



Repair of HDPE Liner at Wet Well



Installation of Hatches at Wet Well Deck



Installation of HDPE Line at Wet Well Deck



8-inch Sewer Pipe



18-inch pipeline through Golf Course



Fine Grade of sod at golf course

# Transit Center Improvements and Transit Center Addition (Project Codes 101338 & 101339)

Expenses	
Project Budget	6,669,295
Encumbered	535,440
Expended	5,742,967
Available	391,888

Revenues	
City Funds	6,669,295
Federal Funds	0
State Funds	0
Other Funds	0
Total	0
Received	0



**Estimated Completion Date:** Spring 2023

**Phase:** Construction

**Overall Project Details:**

Improvements to the Transit Center are comprised of diverse building and site upgrades as well as rehabilitation to the historic downtown Transit Center. The historic building will receive repairs and rehabilitation work to the existing historic finishes. New spaces will receive finishes in harmony with the historic character of the original building. The Transit Center Addition will add approximately 540 square feet onto the existing building to accommodate new dispatch space.

**Latest Project Status:**

The trees along K Street have been removed, and the paver installation around the building has been completed. Modesto Fire and the Building Department accepted the temporary occupancy of the new and existing buildings and Transdev personnel has been relocated to the building.



## Design Phase

<i>Department</i>	<i>Project Name</i>	<i>Design Amount</i>	<i>Total Project Amount</i>
<i>Community &amp; Economic Development</i>	Bike Trail along MID Canal (Funded by Measure L)	117,222	1,092,054
<i>Community &amp; Economic Development</i>	Claratina - McHenry/Coffee 4 Lane	1,402,167	6,062,911
<i>Community &amp; Economic Development</i>	Claratina Phase 1 – Hetch Hetchy Crossing	200,000	6,270,000
<i>Community &amp; Economic Development</i>	Paradise Road ATP Cycle III (Funded by Measure L)	25,000	25,000
<i>Community &amp; Economic Development</i>	Systemic Safety Analysis Report Program (Funded by Measure L)	250,000	250,000
<i>Community &amp; Economic Development</i>	Tully Road Safety Improvements (Funded by Measure L)	34,538	411,183
<i>Modesto Fire</i>	MFD Station No.1 Roof Replacement	25,000	337,850
<i>Parks, Recreation &amp; Neighborhoods</i>	Carpenter Road Soccer Complex	35,600	1,035,000
<i>Parks, Recreation &amp; Neighborhoods</i>	Cesar E. Chavez Park Renovation	950,000	8,500,000
<i>Parks, Recreation &amp; Neighborhoods</i>	Downey Shade Structure Replacement	25,000	350,000
<i>Parks, Recreation &amp; Neighborhoods</i>	Mary E. Grogan Park Phase 2	329,288	2,963,588
<i>Parks, Recreation &amp; Neighborhoods</i>	Tuolumne River Regional Park (TRRP) Neece Drive Boat Launch	188,000	805,000
<i>Parks, Recreation &amp; Neighborhoods</i>	Tuolumne River Regional Park (TRRP) River Overlook	185,806	849,940
<i>Parks, Recreation &amp; Neighborhoods</i>	Virginia Corridor Phase 7	750,000	4,674,923

## Design Phase

<i>Department</i>	<i>Project Name</i>	<i>Design Amount</i>	<i>Total Project Amount</i>
<i>Utilities</i>	2020-2021 Sewer Line Replacement	75,000	1,500,000
<i>Utilities</i>	Caustic Soda Handling Facility	812,000	4,000,000
<i>Utilities</i>	Facultative Biosolids Removal	16,379	1,650,000
<i>Utilities</i>	Grayson Community Strengthen & Replace Water Mains	71,543	3,550,310
<i>Utilities</i>	Jennings Command Center & Restroom	80,000	700,000
<i>Utilities</i>	Jennings Well Treatment Improvement	320,000	1,250,000
<i>Utilities</i>	La Loma Phase 2C Strengthen & Replace Water Mains	83,666	9,667,220
<i>Utilities</i>	La Loma Phase 3A Strengthen & Replace Water Mains	263,145	5,733,000
<i>Utilities</i>	La Loma Sewer	150,000	4,000,000
<i>Utilities</i>	Sutter Neighborhood Strengthen & Replace Water Mains	172,018	2,935,500
<i>Utilities</i>	Sutter Parking Lot & Security Upgrade	326,004	6,205,176
<i>Utilities</i>	Sutter Trunk Rehabilitation and Reliability	360,308	5,262,011
<i>Utilities</i>	Woodland Lift Station Rehabilitation	70,301	1,543,616

*In accordance with the requirements of Title II of the Americans with Disabilities Act (“ADA”) of 1990, the Fair Employment & Housing Act (“FEHA”), the Rehabilitation Act of 1973 (as amended), Government Code section 11135 and other applicable codes, the City of Modesto (“City”) will not discriminate against individuals based on disability in the City’s services, programs, or activities. For more information, please visit the City of Modesto website at <https://www.modestogov.com/865/Americans-with-Disabilities-Act-ADA>*