



# DECEMBER 2023

CITY MANAGER'S UPDATE

---

Monthly Report  
to the City of Modesto  
City Council & Community

# City Managers Monthly Update



## Table of Contents

Awards ....3

Grant Applications & Awards ....4

Monthly Financials ....5

Police Crime Statistics....11

Measure H ....12

Parks, Recreation & Neighborhoods.....16

SB 1.....18

Utilities.....19

Design Phase.....30

## Council and Community:

As we conclude 2023 with this December update, we reflect on the achievements and milestones that have shaped our community in the past few months. From grants supporting our essential departments to collaborative efforts, we are proud of what we've accomplished together.

**Community & Economic Development** has been recognized by the National Community Development Association and awarded the Audrey Nelson Community Development Award for the second year in a row! This year they are being recognized for collaborating with the Downtown Streets Team. See page 3 for more information about this award.

On page 4, **Finance** shares details on grant applications and awards from September to November 2023 of over 7 million dollars. The majority of this amount, a 6-million-dollar grant, was awarded to the Police department through The Edward Byrne Memorial Justice Assistance Grant (JAG) program. JAG is a primary source of federal funding for jurisdictions, offering critical financial support for various areas such as law enforcement, crime prevention and education, corrections, and crisis intervention teams.

The financial report begins on page 5. In December, the City received revenues of \$7.97M (4.4% of the budget and \$10.5M less than the amount received in December 2023). December shows expenditures of \$13.8M, which is 1M more than what was expended in December last year. These expenditures are 6.9% of the budget.

**Utilities** has completed the Sutter neighborhood water mains project and has started a new project on Yosemite Boulevard. The Yosemite project will rehabilitate old water mains by replacing them with new mains, valves and hydrants to improve system reliability. You will find details about these projects and more from Utilities starting on page 19.

Let's carry this momentum forward, embracing new opportunities and facing challenges with resilience. Here's to a prosperous 2024 for the City of Modesto!

Sincerely,

A handwritten signature in blue ink that reads "Joseph P. Lopez".

Joseph P. Lopez  
City Manager



For the second year in a row, the Community Development Division has been awarded the Audrey Nelson Community Development Award by the National Community Development Agency (NCDA) for our partnership with the Downtown Streets Team between 2019 and 2022.

NCDA is a national non-profit organization that represents cities and counties nationwide and administers U.S. Department of Housing and Urban Development funding. The NCDA is committed to assisting local governments to achieve high-quality and locally responsive programs that make communities better places in which to live, particularly for low- and moderate-income people. Established in 1987, the Audrey Nelson Award is given in recognition of local governments that show exemplary uses of Community Development Block Grant Funds. The award is named in honor of Audrey Nelson who was the first Deputy Executive Secretary of NCDA.

The NCDA award highlights the City's partnership which has resulted in the support of 287 unduplicated individuals, removal of 1.7 million pounds of trash from City streets, employment of 79 individuals, and housing opportunities for 138 individuals.

# Grant Applications and Awards

September - November 2023

## Applications

Grant Title	Month	Awarding Agency	City Department/ Division	Grant Application Amount	Grant Application Local Match Amount	Local Match Source
CA3918 SB1383 Local Assistance Grant - FY 2023	Oct-23	CA Environmental Protection Agency	Public Works	\$ 373,493	0	N/A
CA0450 Local Government Waste Tire Enforcement (TEA) Grants - FY2024	Oct-23	CA Environmental Protection Agency	Public Works	\$ 40,000	0	N/A
				\$ 413,493	0	

## Awards

Grant Title	Month	Awarding Agency	City Department/ Division	Grant Award Amount	Grant Award Local Match Amount	Local Match Source
2023-2024 Raymus Foundation Grant	Sep-23	Antone E & Marie F Raymus Foundation	Police	\$ 144,951	0	N/A
2024 Safety Pedestrian / Bike Safety Grant	Sep-23	CA Office of Traffic Safety	Police	\$ 28,163	0	N/A
2024 Selective Traffic Enforcement Program (STEP) Grant	Sep-23	CA Office of Traffic Safety	Police	\$ 44,500	0	N/A
Organized Retail Theft Prevention Grant	Sep-23	CA Board of State and Community Corrections (BSCC)	Police	\$ 580,000	0	N/A
2023 Edward Byrne Memorial Justice Assistance Grant (BJAG)	Oct-23	US Department of Justice	Police	\$ 6,003,419	0	N/A
Community Oriented Policing Services (COPS): Community Policing Development (CPD) Microgrants Program FY 2023	Nov-23	US Department of Justice	Police	\$ 107,731	0	N/A
FY 2023-2024 Wildland Firefighting Equipment	Nov-23	CA Natural Resources	Fire	\$ 20,000	\$ 20,000	General Fund
CML-5059 (264) - Software and Hardware Upgrades	Nov-23	CA Department of Transportation	Public Works	\$ 1,025,128	0	N/A
				\$ 7,953,892	\$20,000	

# Fiscal Year 2023-24

## November Financial Report

City of Modesto, California  
Through November 30, 2023\*

### General Fund Overview

	Monthly Actuals Received/ Expended	Monthly % of Total Budget	Year To Date Actuals	2023-24 Operating Budget	% of Total Budget Received/ Expended
<b>Revenues</b>	\$ 7,974,093	4.4%	\$ 45,869,029	\$ 179,869,103	25.5%
<b>Expenditures</b>	\$ 13,821,612	6.9%	\$ 95,945,077	\$ 200,860,279	47.8%
<b>Revenue Over Expenditure Variance</b>	\$ (5,847,519)		\$ (50,076,048)	\$ (20,991,176)	

### Summary

#### Revenue Overview

In the month of December, the City received revenues in the amount of \$7.97M (4.4% of budget). These revenue receipts are \$10.5M less than the amount received in the same month last fiscal year. The higher amount received in the previous year was due to the first Property Tax payment being received. It has not yet been received and will most likely come to the City in the month of January. The other revenue amounts received in December were mainly driven by the month's receipt of Sales Tax in the amount of \$3.2M and the receipts of Users Utility Tax in the amount of \$1.24M.

Fiscal Year 2023-24 includes the fifth year of the Oakdale Fire Service contract which has fiscal-year-to-date revenues of \$2.84M. This is the third year of Fire Service Contracts for City of Ceres, City of Turlock, and Stanislaus Consolidated. Fiscal-year-to-date revenue for City of Ceres is \$3.7M, City of Turlock is \$180K, and revenue for Stanislaus Consolidated is \$204K. The City is now entering the second year for the Fire Service Contract with the City of Salida with fiscal-year-to-date revenue of \$903K.

#### Expenditure Overview

In the month of December, the City expended \$13.8M (6.9% of budget) in General Fund dollars. These expenditures are \$1.04M more than the amount spent in the same month last year. This is mainly a result of higher expenditures in the City Attorney's Office, Community & Economic Development Department, and Fire Department for the month compared to the prior fiscal year.

Fiscal Year 2023-24 includes the fifth year of the Oakdale Fire Service contract which has fiscal-year-to-date expenditure of \$2.9M. This is the third year of Fire Service Contracts for City of Ceres, City of Turlock, and Stanislaus Consolidated. Fiscal-year-to-date expenditure for City of Ceres is \$3.8M, City of Turlock is \$190K, and expenditure for Stanislaus Consolidated is \$253K. The City is also entering the second year of the Council approved Fire Service Contract with the City of Salida with fiscal-year-to-date expenditure of \$940K.

The majority of departmental expenditures that occurred during this period originated from the Public Safety Departments (\$10.8M of the total \$13.8M) and were mainly related to salary and benefit charges. The salary and benefit expenses for the Police and Fire Departments totaled \$8.8M. All remaining salary and benefit expenditures from General Fund departments totaled \$1.6M, for a total salary and benefit expenditure of \$10.4M.

\*Reflects amounts for December 31, 2023 as of January 20, 2024. These figures are preliminary and will change.

# Fiscal Year 2023-24

## November Financial Report

City of Modesto, California  
Through November 30, 2023\*

### General Fund Revenues Overview

Revenue Category	Monthly Actuals Received	Monthly % of Total Budget	YTD Actuals	2023-24 Operating Budget	% of Total Budget Received
1 Property Tax - Property	\$ 49,125	0.2%	\$ 233,865	\$ 21,948,430	1.1%
2 Property Tax - VLF Swap	\$0	0.0%	\$0	\$ 21,637,453	0.0%
3 Sales Tax	\$ 3,226,378	7.7%	\$ 13,085,921	\$ 41,706,191	31.4%
4 Utility Users Tax	\$ 1,243,576	5.8%	\$ 8,009,788	\$ 21,546,214	37.2%
5 Business License/Mill Tax	\$ 109,609	0.7%	\$ 4,947,198	\$ 16,594,603	29.8%
6 Franchise Fees	\$ 10,019	0.2%	\$ 469,040	\$ 5,582,755	8.4%
7 Transient Occupancy Tax	\$ 243,113	6.6%	\$ 1,381,448	\$ 3,680,000	37.5%
8 Construction Revenues	\$ 180,915	7.1%	\$ 1,278,133	\$ 2,533,654	50.4%
9 Departmental Revenues	\$ 2,580,831	6.5%	\$ 14,959,977	\$ 39,621,163	37.8%
10 Motor Vehicle Fees	\$ 47,468	12.2%	\$ 141,110	\$ 390,000	36.2%
11 Cannabis Tax	\$ 283,059	7.1%	\$ 1,362,549	\$ 4,000,000	34.1%
12 Transfers In	\$0	0.0%	\$0	\$ 628,640	0.0%
<b>Total</b>	<b>\$ 7,974,093</b>	<b>4.4%</b>	<b>\$ 45,869,029</b>	<b>\$ 179,869,103</b>	<b>25.5%</b>

### November Actuals Notes

- 1 **Property Tax - Property** - The City will receive the large payments for property tax in two installments during the fiscal year. Payments will be received in the January and May/June time periods.
- 2 **Property Tax - VLF Swap** - The City will receive the large payments for property tax in two installments during the fiscal year. Payments will be received in the January and May/June time periods.
- 3 **Sales Tax** - The City received payment in the amount of \$3.23M. This payment is \$104K less than the amount received in the same period last year.
- 4 **Utility Users Tax** - The City received payment in the amount of \$1.24M. This payment is \$54K less than the amount received in the same month last year.
- 5 **Business License/Mill Tax** - The City received payment in the amount of \$109K. This payment is \$60K less than the amount received in the same month last fiscal year.
- 9 **Departmental Revenues** - The City received Departmental revenues in the amount of \$2.58M. These revenues are \$10.6M lower than the revenues received in the same month in the previous fiscal year.
- 11 **Cannabis Tax** - The City received payments in the amount of \$283K. This amount is \$163K more than the amount received in the same month in the prior fiscal year.
- 12 **Transfers In** - Majority of the transfers are typically processed at the end of June and continued to be processed through fiscal year-end.

\*Reflects amounts for December 31, 2023 as of January 20, 2024. These figures are preliminary and will change.

# Fiscal Year 2023-24

## November Financial Report

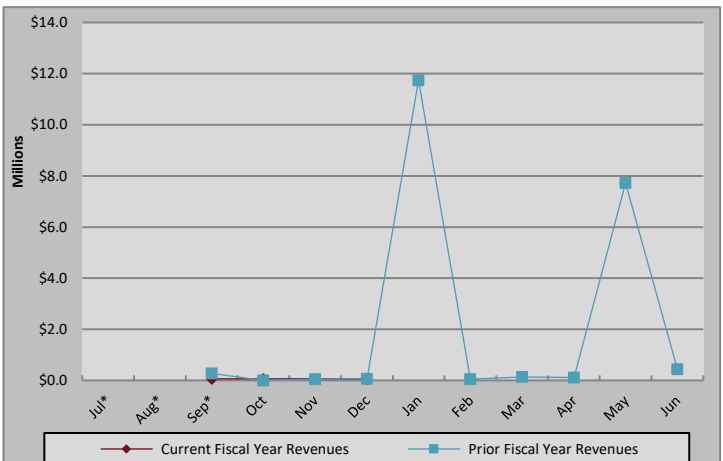
City of Modesto, California  
Through November 30, 2023\*

### General Fund Revenue Overview

#### GENERAL FUND MAJOR REVENUE SOURCES

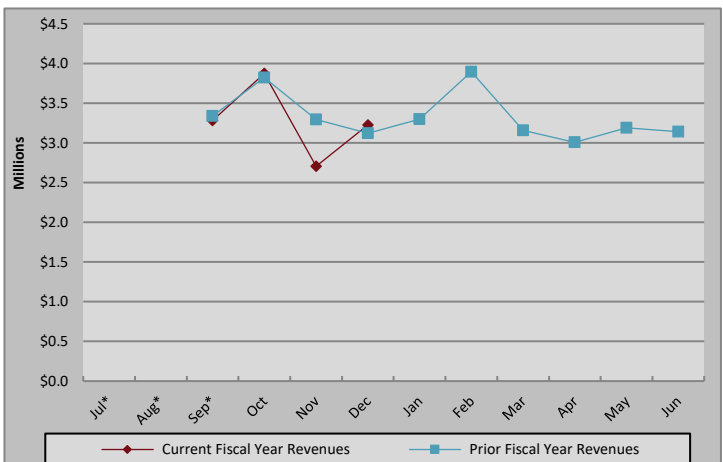
##### Property Tax - Property

	Current Fiscal Year Revenues	Prior Fiscal Year Revenues	Year-over-Year Variance
July*			
August*			
September*	\$ 61,498	\$ 272,778	\$ (211,280)
October	\$ 61,038	\$ -	\$ 61,038
November	\$ 62,204	\$ 42,955	\$ 19,249
December	\$ 49,125	\$ 54,808	\$ (5,683)
January		\$ 11,735,594	
February		\$ 43,059	
March		\$ 133,141	
April		\$ 109,525	
May		\$ 7,718,429	
June		\$ 4,36,735	
<b>Totals</b>	<b>\$ 233,865</b>	<b>\$ 20,547,024</b>	<b>\$ (136,676)</b>



##### Sales Tax

	Current Fiscal Year Revenues	Prior Fiscal Year Revenues	Year-over-Year Variance
July*			
August*			
September*	\$ 3,280,604	\$ 3,340,293	\$ (59,689)
October	\$ 3,873,652	\$ 3,821,572	\$ 52,080
November	\$ 2,705,287	\$ 3,293,145	\$ (587,858)
December	\$ 3,226,378	\$ 3,121,510	\$ 104,868
January		\$ 3,298,172	
February		\$ 3,896,355	
March		\$ 3,158,988	
April		\$ 3,006,803	
May		\$ 3,189,158	
June		\$ 3,143,486	
<b>Totals</b>	<b>\$ 13,085,921</b>	<b>\$ 33,269,482</b>	<b>\$ (490,599)</b>



\*Accrual reversals occur in July, August, and September. To address this, July and August revenues are reported in September.

\*Reflects amounts for December 31, 2023 as of January 20, 2024. These figures are preliminary and will change.

# Fiscal Year 2023-24

## November Financial Report

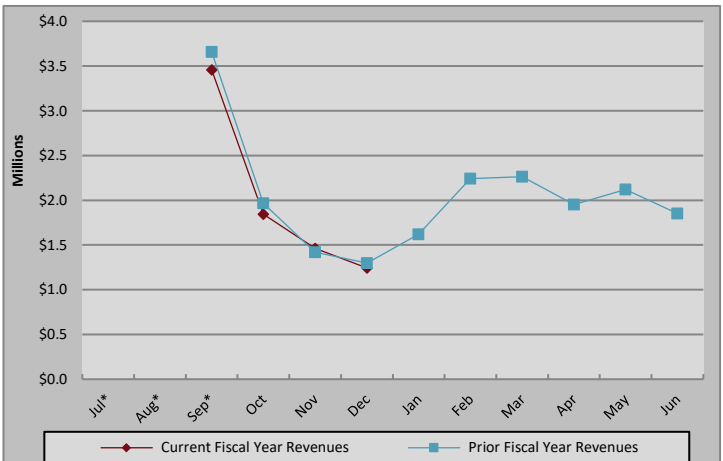
City of Modesto, California  
Through November 30, 2023\*

### General Fund Revenue Overview

#### GENERAL FUND MAJOR REVENUE SOURCES

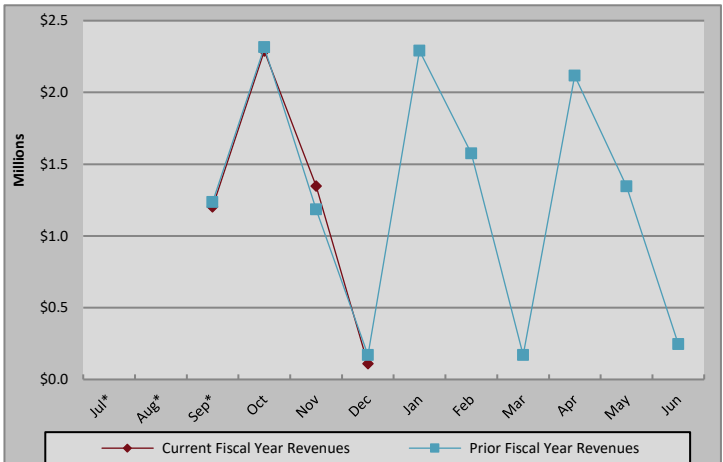
##### Utility Users Tax

	Current Fiscal Year Revenues	Prior Fiscal Year Revenues	Year-over-Year Variance
July*			
August*			
September*	\$ 3,458,877	\$ 3,658,357	\$ (199,480)
October	\$ 1,846,363	\$ 1,967,603	\$ (121,240)
November	\$ 1,460,972	\$ 1,419,480	\$ 41,492
December	\$ 1,243,576	\$ 1,298,055	\$ (54,479)
January		\$ 1,617,829	
February		\$ 2,241,515	
March		\$ 2,265,013	
April		\$ 1,951,527	
May		\$ 2,120,326	
June		\$ 1,852,874	
<b>Totals</b>	<b>\$ 8,009,788</b>	<b>\$ 20,392,579</b>	<b>\$ (333,707)</b>



##### Business License/Mill Tax

	Current Fiscal Year Revenues	Prior Fiscal Year Revenues	Year-over-Year Variance
July*			
August*			
September*	\$ 1,201,623	\$ 1,235,260	\$ (33,637)
October	\$ 2,289,484	\$ 2,314,658	\$ (25,174)
November	\$ 1,346,482	\$ 1,185,200	\$ 161,282
December	\$ 109,609	\$ 169,432	\$ (59,823)
January		\$ 2,290,421	
February		\$ 1,573,991	
March		\$ 169,433	
April		\$ 2,116,546	
May		\$ 1,345,414	
June		\$ 245,015	
<b>Totals</b>	<b>\$ 4,947,198</b>	<b>\$ 12,645,370</b>	<b>\$ 42,648</b>



\*Accrual reversals occur in July, August, and September. To address this, July and August revenues are reported in September.

\*Reflects amounts for December 31, 2023 as of January 20, 2024. These figures are preliminary and will change.

# Fiscal Year 2023-24

## November Financial Report

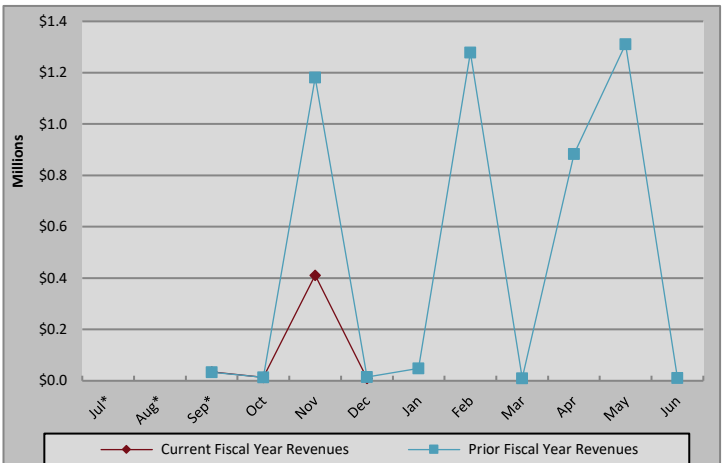
City of Modesto, California  
Through November 30, 2023\*

### General Fund Revenue Overview

#### GENERAL FUND MAJOR REVENUE SOURCES

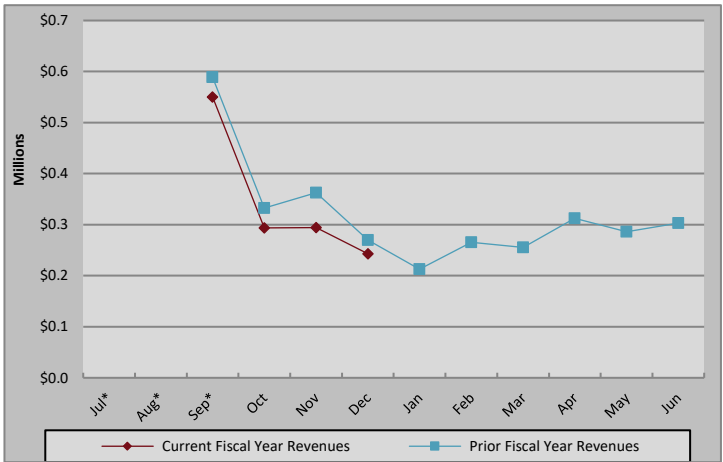
##### Franchise Fees

	Current Fiscal Year Revenues	Prior Fiscal Year Revenues	Year-over-Year Variance
July*			
August*			
September*	\$ 34,534	\$ 33,458	\$ 1,076
October	\$ 13,067	\$ 13,980	\$ (913)
November	\$ 411,419	\$ 1,181,383	\$ (769,964)
December	\$ 10,019	\$ 14,248	\$ (4,229)
January		\$ 48,899	
February		\$ 1,278,500	
March		\$ 10,050	
April		\$ 883,096	
May		\$ 1,311,048	
June		\$ 10,918	
<b>Totals</b>	<b>\$ 469,039</b>	<b>\$ 4,785,580</b>	<b>\$ (774,030)</b>



#### Transient Occupancy Tax

	Current Fiscal Year Revenues	Prior Fiscal Year Revenues	Year-over-Year Variance
July*			
August*			
September*	\$ 550,309	\$ 588,721	\$ (38,412)
October	\$ 293,460	\$ 332,331	\$ (38,871)
November	\$ 294,566	\$ 362,926	\$ (68,360)
December	\$ 243,113	\$ 269,625	\$ (26,512)
January		\$ 212,786	
February		\$ 265,299	
March		\$ 255,665	
April		\$ 312,333	
May		\$ 285,986	
June		\$ 302,990	
<b>Totals</b>	<b>\$ 1,381,448</b>	<b>\$ 3,188,662</b>	<b>\$ (172,155)</b>



\*Accrual reversals occur in July, August, and September. To address this, July and August revenues are reported in September.

\*Reflects amounts for December 31, 2023 as of January 20, 2024. These figures are preliminary and will change.

# Fiscal Year 2023-24

## November Financial Report

City of Modesto, California  
Through November 30, 2023\*

### General Fund Expenditures Overview

	Department	Monthly Actuals Expended	Monthly % of Total Budget	YTD Actuals	2023-24 Operating Budget	% of Total Budget Expended
1	City Council	\$ 33,448	6.3%	\$ 256,723	\$ 529,831	48.5%
2	City Manager's Office	\$ 258,378	6.8%	\$ 1,767,900	\$ 3,816,078	46.3%
3	City Attorney's Office	\$ 457,286	22.9%	\$ 1,298,851	\$ 2,000,725	64.9%
4	City Clerk's Office	\$ 46,433	4.9%	\$ 353,324	\$ 950,241	37.2%
5	Office of the City Auditor	\$ 19,002	2.9%	\$ 141,789	\$ 644,353	22.0%
6	Finance Department	\$ 436,894	6.9%	\$ 2,977,022	\$ 6,291,973	47.3%
7	Community & Economic Development	\$ 273,449	4.8%	\$ 2,380,734	\$ 5,712,735	41.7%
8	Engineering Department	\$ 69,402	5.5%	\$ 517,719	\$ 1,254,560	41.3%
9	Human Resources Department	\$ 146,734	7.7%	\$ 959,972	\$ 1,916,205	50.1%
10	Fire Department	\$ 5,539,583	8.5%	\$ 35,610,504	\$ 64,914,818	54.9%
11	Police Department	\$ 5,293,789	6.2%	\$ 41,654,147	\$ 85,706,476	48.6%
12	Parks, Recreation & Neighborhoods	\$ 1,242,401	7.0%	\$ 7,873,999	\$ 17,637,176	44.6%
13	Public Works Department	\$ (2)	N/A	\$ 170	\$ 0	N/A
14	Non-Departmental	\$ 4,815	1.0%	\$ 65,969	\$ 473,400	13.9%
15	Transfers Out	\$ 0	0.0%	\$ 86,254	\$ 9,011,708	1.0%
	<b>Total</b>	<b>\$ 13,821,612</b>	<b>6.9%</b>	<b>\$ 95,945,077</b>	<b>\$ 200,860,279</b>	<b>47.8%</b>

### October Actuals Notes

- City Council - The City Council had a total of \$33K in expenditures in the month of December. \$24K of the expenditures were from salary and benefit expense, \$9K were for internal service fund changes, and \$418 were for discretionary expenses.
- City Manager's Office - The City Manager's Office had a total of \$258K in expenditures in the month of December. \$204K of the expenditures were from salary and benefit expense, \$18K were for internal service fund changes, and \$36K were for discretionary expenses. There was also \$62 received as an offsetting expense for direct charge revenue.
- City Attorney's Office - The City Attorney's Office had a total of \$457K in expenditures in the month of December. \$49K of the expenditures were from salary and benefit expense, \$12K were for internal service fund changes, and \$396K were for discretionary expenses.
- Finance Department - The Finance Department had a total of \$437K in expenditures in the month of December. \$320K of the expenditures were from salary and benefit expense, \$44K were for internal service fund changes, and \$76K were for discretionary expenses. There was also \$4K received as an offsetting expense for direct charge revenue.
- Community & Economic Development (CED) - CED had a total of \$273K in expenditures in the month of December. \$261K of the expenditures were from salary and benefit expense, \$55K were for internal service fund changes, and there was a credit of (\$27K) for discretionary expenses. There was also \$15K received as an offsetting expense for direct charge revenue.
- Fire Department - The Fire Department had a total of \$5.54M in expenditures in the month of December. \$4.7M of the expenditures were from salary and benefit expense, \$190K were for internal service fund changes, and \$670K were for discretionary expenses.
- Police Department - The Police Department had a total of \$5.3M in expenditures in the month of December. \$516K of the expenditures were from salary and benefit expense, \$133K were for internal service fund changes, and \$644K were for discretionary expenses. There was also \$50K received as an offsetting expense for direct charge revenue.

\*Reflects amounts for December 31, 2023 as of January 20, 2024. These figures are preliminary and will change.

# Modesto Police Department

## Incident Arrest and Crime Statistics

December 2023

### ARRESTS AND CITATIONS

MONTH	2021	2022	2023
JANUARY	1523	738	1230
FEBRUARY	1578	921	780
MARCH	1492	988	999
APRIL	1489	853	1169
MAY	1549	1021	1307
JUNE	1555	1079	1132
JULY	1603	1136	1066
AUGUST	1380	892	1358
SEPTEMBER	1473	1261	1307
OCTOBER	1227	928	1277
NOVEMBER	1070	963	1353
DECEMBER	906	1132	1365
<b>TOTAL</b>	<b>16845</b>	<b>11912</b>	<b>14343</b>

### Year to Date Comparison 2022 to 2023

Crime Type	Over/Under	% Change
Major Crime	-694	<b>-16%</b>
Auto Theft	-49	<b>-6%</b>
Commercial	-30	<b>-10%</b>
Larceny	-393	<b>-27%</b>
Residential	19	<b>7%</b>
Robbery	-60	<b>-20%</b>

### MAJOR CRIMES

MONTH	2021	2022	2023
JANUARY	455	407	348
FEBRUARY	421	336	314
MARCH	441	388	295
APRIL	369	363	349
MAY	389	355	313
JUNE	386	379	322
JULY	383	333	310
AUGUST	420	357	324
SEPTEMBER	384	356	306
OCTOBER	406	457	326
NOVEMBER	401	374	275
DECEMBER	350	352	281
<b>TOTAL</b>	<b>4805</b>	<b>4457</b>	<b>3763</b>

### AUTO THEFT

MONTH	2021	2022	2023
JANUARY	105	70	67
FEBRUARY	82	59	58
MARCH	94	47	65
APRIL	62	58	65
MAY	76	69	57
JUNE	70	59	50
JULY	78	56	70
AUGUST	77	53	60
SEPTEMBER	75	71	61
OCTOBER	65	89	81
NOVEMBER	79	81	57
DECEMBER	67	96	68
<b>TOTAL</b>	<b>930</b>	<b>808</b>	<b>759</b>

### COMMERCIAL BURGLARY

MONTH	2021	2022	2023
JANUARY	33	43	33
FEBRUARY	32	20	19
MARCH	21	21	14
APRIL	13	23	22
MAY	17	23	29
JUNE	13	31	24
JULY	18	18	30
AUGUST	20	24	17
SEPTEMBER	29	19	22
OCTOBER	22	25	25
NOVEMBER	43	34	22
DECEMBER	34	27	21
<b>TOTAL</b>	<b>295</b>	<b>308</b>	<b>278</b>

### VEHICLE LARCENY

MONTH	2021	2022	2023
JANUARY	147	138	103
FEBRUARY	138	133	110
MARCH	159	154	87
APRIL	132	120	112
MAY	108	111	73
JUNE	120	119	104
JULY	98	79	74
AUGUST	145	128	95
SEPTEMBER	129	93	77
OCTOBER	142	147	72
NOVEMBER	131	113	67
DECEMBER	106	96	64
<b>TOTAL</b>	<b>1555</b>	<b>1431</b>	<b>1038</b>

### RESIDENTIAL BURGLARY

MONTH	2021	2022	2023
JANUARY	32	26	28
FEBRUARY	34	20	13
MARCH	31	18	15
APRIL	19	29	30
MAY	23	21	31
JUNE	21	25	36
JULY	20	22	23
AUGUST	18	20	34
SEPTEMBER	20	31	34
OCTOBER	23	27	19
NOVEMBER	21	34	18
DECEMBER	34	18	29
<b>TOTAL</b>	<b>296</b>	<b>291</b>	<b>310</b>

### ROBBERIES

MONTH	2021	2022	2023
JANUARY	25	28	22
FEBRUARY	23	21	17
MARCH	21	29	15
APRIL	19	35	25
MAY	21	24	19
JUNE	23	19	17
JULY	23	19	17
AUGUST	22	24	24
SEPTEMBER	17	29	15
OCTOBER	30	37	34
NOVEMBER	17	16	15
DECEMBER	23	21	22
<b>TOTAL</b>	<b>264</b>	<b>302</b>	<b>242</b>

# Measure H

## Preventative Maintenance Projects

(Project Code 101518)

Expenses	
Project Budget	2,170,000
Encumbered	22,747
Expended	228,467
Available	1,718,786
Revenues	
City Funds	2,170,000
Federal Funds	0
State Funds	0
Other Funds	0
Total	2,170,000
Received	2,170,000

**Estimated Completion Date:** Fall 2024

**Phase:** Construction in various phases

### Overall Project Details:

Parks, Recreation and Neighborhoods established a multi-year plan to systematically address the deferred and preventative maintenance in our park system. In June 2023, Council approved the FY 2023-2024 budget, which included \$2,170,000 of Measure H funding for preventative park maintenance projects which include: basketball/volleyball court seal and striping at 12 parks, tennis court resurfacing at 5 parks, concrete repairs/tripping hazards and Americans with Disabilities Act (“ADA”) of 1990 issues at 12 parks, park security lighting upgrades at 4 parks, and parking lot slurry seal and striping at 6 parks.

### Latest Project Status:

In December, we successfully finished concrete repair and addressed tripping hazards across more than 2,700 square feet at Garrison Park, Sylvan Park, and Standiford Park. While various basketball, volleyball, and tennis court resurfacing projects were completed in early Fall 2023, the remaining sites will undergo completion in spring 2024 due to cold weather constraints. Staff is actively engaged in securing bids for these pending projects and aims to finalize them in anticipation of commencing work as soon as the weather becomes favorable.



# Deferred Maintenance Projects

(Project Code 101517)

<b>Expenses</b>	
Project Budget	6,100,000
Encumbered	1,020,188
Expended	48,372
Available	5,031,440
<b>Revenues</b>	
City Funds	6,100,000
Federal Funds	0
State Funds	0
Other Funds	0
Total	6,100,000
Received	6,100,000

**Estimated Completion Date:** Fall 2024

**Phase:** Construction in various phases

### Overall Project Details:

Parks, Recreation and Neighborhoods established a multi-year plan to systematically address the deferred and preventative maintenance in our park system. In June 2023, Council approved the FY 2023-2024 budget, which included \$6,100,000 of Measure H funding for deferred park maintenance projects which include: playground renovations at 8 parks, tennis court lighting upgrades at 6 parks, sand volleyball court improvements at East La Loma Park, removal of restroom shade canopies at 4 parks, synthetic turf replacement at Mary E. Grogan Park, restroom replacement at 3 parks and facility renovations for Maddux Youth Center.

### Latest Project Status:

In December, work was completed on the removal of the shade canopies at Sipherd Park and Muncy Park. The remaining two sites, Lakewood Park and Wesson Ranch Park are scheduled to be completed in January 2024. Additionally, voting for the design of the first round of playground renovations was opened. Four of the eight playground renovations were included and over 1,200 votes were received. You will see the winning designs for those playgrounds on the following pages.




**LAKWOOD PARK**  
**WINNER - CONCEPT 1**  
**283 VOTES**  
*Lakewood Park Received 404 Total Votes*

Concept	Percentage
Concept #1	70%
Concept #2	30%




**MILDRED PERKINS PARK**  
**WINNER - CONCEPT 1**  
**197 VOTES**  
*Mildred Perkins Park Received 290 Total Votes*

Concept	Percentage
Concept #1	68%
Concept #2	32%




**ORCHARD PARK**  
**WINNER - CONCEPT 2**  
**267 VOTES**  
*Orchard Park Received 372 Total Votes*

Concept	Percentage
Concept #1	28%
Concept #2	72%




**RIVERSIDE PARK**  
**WINNER - CONCEPT 2**  
**162 VOTES**  
*Riverside Park Received 224 Total Votes*

Concept	Percentage
Concept #1	28%
Concept #2	72%

# Parks, Recreation & Neighborhoods

## The Awesome Spot Playground

(Project Code 100984)

Expenses	
Project Budget	615,250
Encumbered	387,779
Expended	229,616
Available	-2,145
Revenues	
City Funds	107,000
Federal Funds	500,000
State Funds	0
Other Funds	8,250
Total	615,250
Received	202,323

**Estimated Completion Date:** Fall 2024

**Phase:** Construction

### Overall Project Details:

The Awesome Spot Playground Team (TASP) has partnered with the City of Modesto, to design an all-inclusive playground at Beyer Community Park. The playground will feature sensory-integrated playground equipment designed to eliminate social, physical, and cognitive barriers from play.

### Latest Project Status:

In December, we completed the installation of retaining walls adorned with decorative finishes and natural boulders throughout the playground. Furthermore, a portion of the play equipment has been delivered and is currently awaiting installation.



# Tuolumne River Regional Park Neece Drive Non-Motorized Boat Launch

(Project Code 101071)

Expenses	
Project Budget	2,245,000
Encumbered	335,616
Expended	1,743,791
Available	165,594

Revenues	
City Funds	800,000
Federal Funds	
State Funds	780,000
Other Funds	665,000
Total	2,245,000
Received	97,242

**Estimated Completion Date:** Spring 2024

**Phase:** Construction

**Overall Project Details:**

A non-motorized boat launch with access road, parking lot, security lighting, concrete pathways, and overflow parking in the Tuolumne River Regional Park.

**Latest Project Status:**

Work in December included installation of pedestrian walkway paving, asphalt paving for lanes and parking, as well as the placement of light pole footings, oak trees, and a temporary irrigation system.



# SB 1 Project

## 2023/2024 Slurry/Crack Seal Work

Expenses	
Project Budget	2,226,100
Encumbered	0
Expended	905,834
Available	1,320,266
Revenues	
City Funds	0
Federal Funds	2,226,100
State Funds	0
Other Funds	0
Total	2,226,100
Received	5,414,350 <sup>1</sup>

**Estimated Completion Date:** April 2024

**Phase:** 8<sup>th</sup> Season of Annual Program

### Overall Project Details:

The purpose of this program is to maintain and preserve the streets for the City of Modesto by applying Type II slurry made of emulsion oil and aggregate. SB1 funding provides an average of 122 lane miles of residential street preservation each season.

### Latest Project Status:

Since July 2023, 111 lane miles of slurry seal application and 17 miles of crack seal application have been completed. 11 lane miles of crack seal application was completed in December 2023.



<sup>1</sup> Total Road Maintenance and Rehabilitation Account for all projects

# Utilities

## Command Center & Restroom at Jennings Wastewater Treatment Plant

(Project Code 101262)

<b>Expenses</b>	
Project Budget	881,619
Encumbered	52,084
Expended	736,327
Available	93,208
<b>Revenues</b>	
City Funds	881,619
Federal Funds	0
State Funds	0
Other Funds	0
Total	0
Received	0

**Estimated Completion Date:** Spring 2024

**Phase:** Construction

### Overall Project Details:

This project will provide a new concrete masonry unit (CMU) structure at the Jennings Wastewater Treatment Plant for command center applications and a new CMU restroom at the Hawn lift station.

### Latest Project Status:

In the preceding month, several activities occurred: the replacement and painting of the concrete masonry unit cap flushing, installation of roofing on the building, and cleanup of the interiors, bringing the project closer to its completion.

# Empire Yosemite Boulevard Strengthen & Replace Water Main Crossings

(Project Code 101458)

Expenses	
Project Budget	1,472,113
Encumbered	1,101,816
Expended	42,610
Available	327,687
Revenues	
City Funds	1,472,113
Federal Funds	0
State Funds	0
Other Funds	0
Total	0
Received	0

**Estimated Completion Date:** March 2024

**Phase:** Construction

### Overall Project Details:

This project will rehabilitate approximately 1,335 lineal feet of water mains along Yosemite Boulevard in Empire, CA. The water mains along Yosemite Boulevard are old undersized mains which are prone to leaks and low pressure. The project will replace the existing system with City of Modesto standard water mains, valves, and hydrants to improve system reliability, flows and pressures.

### Latest Project Status:

Construction is 10% completed. The contractor has mobilized the site, conducted potholing operations and commenced the installation of 12-inch water main along Yosemite Boulevard.



# Grayson Strengthen & Replace Water Mains

(Project Code 101287)

Expenses	
Project Budget	3,523,000
Encumbered	134,612
Expended	3,039,407
Available	348,980
Revenues	
City Funds	3,523,000
Federal Funds	0
State Funds	0
Other Funds	0
Total	0
Received	0

**Estimated Completion Date:** January 2024

**Phase:** Construction

### Overall Project Details:

This project will rehabilitate approximately 9,428 lineal feet of water mains in the town of Grayson. The water mains bounded by Mary Street to the south, River Road to the west, Minnie Street to the north and Charles Street to the east are old undersized steel which is prone to leaks and low pressure. The project will replace the existing system with City of Modesto standard water mains, valves, and hydrants to improve system reliability, flows and pressures.

### Latest Project Status:

Construction is 98% completed. The contractor has completed raising iron to grade for all water valves. The remaining work includes final striping after which punch list items will be determined.



# Grayson Well 69 (Replacing Well 274)

(Project Code 101080)

Expenses	
Project Budget	4,238,236
Encumbered	663,938
Expended	3,388,130
Available	186,167
Revenues	
City Funds	4,238,236
Federal Funds	0
State Funds	0
Other Funds	0
Total	0
Received	0

**Estimated Completion Date:** February 2024

**Phase:** Construction

### Overall Project Details:

This project will provide funding for the construction of the surface improvements for the former Well 274 and is intended to limit the amount of treatment and restore the well to its optimum capacity in the town of Grayson. The project will deliver engineering services during construction. Work will include construction of above ground improvements for the well, construction of above well appurtenances, well house, piping, electrical work and infrastructure for a future tank and booster pump.

### Latest Project Status:

This project is 92% complete. Electrical cabinets are projected to be installed in the month of January.



# Highway Village Strengthen & Replace Water Mains

(Project Code 100846)

Expenses	
Project Budget	5,752,746
Encumbered	1,009,313
Expended	4,206,563
Available	536,870
Revenues	
City Funds	5,752,746
Federal Funds	0
State Funds	0
Other Funds	0
Total	0
Received	0

**Estimated Completion Date:** January 2024

**Phase:** Construction

### Overall Project Details:

This project will provide funding to replace existing water mains within the Highway Village triangular area generally bounded by Conant Avenue on the east, Rumble Road on the north, and Sisk Road to the southwest. Existing water mains in this area are old, undersized steel mains which are prone to leaking and low pressures. This project will replace the existing system with City standard water mains, valves, and hydrants to improve system reliability, flows and pressures.

### Latest Project Status:

The contractor has initiated the process of grinding and paving trenches.



# La Loma Phase 2C Strengthen & Replace Water Mains

(Project Code 101057)

Expenses	
Project Budget	9,963,140
Encumbered	6,371,566
Expended	2,381,105
Available	1,210,468
Revenues	
City Funds	9,963,140
Federal Funds	0
State Funds	0
Other Funds	0
Total	0
Received	0

**Estimated Completion Date:** June 2024


**Phase:** Construction

### Overall Project Details:

This project consists of the rehabilitation of approximately 26,000 linear feet of existing water mains in the La Loma Avenue neighborhood generally bounded by Encina Avenue on the north, Yosemite Blvd on the south, Rowland Avenue on the west, and San Juan Drive on the east. The existing water system will be replaced with City standard water mains, valves, and hydrants to improve system reliability, flows and pressures. The project will also install approximately 600 linear feet of 8-inch sewer mains and manholes to replace aging 6-inch sewer main.

### Latest Project Status:

The potholing operations in the alleys are almost finished. The ongoing installation of an 8-inch water main is progressing on various streets such as Camelia Way, Haddon Avenue, Conejo Avenue, and Roble Avenue. The upcoming tasks involve adjusting existing sewer laterals at locations where conflicts with the proposed water main in the alleys have been identified through pothole information.



# La Loma Phase 3A Strengthen & Replace Water Mains

(Project Code 100953)

Expenses	
Project Budget	8,112,021
Encumbered	3,597,648
Expended	3,198,087
Available	1,316,286
Revenues	
City Funds	8,112,021
Federal Funds	0
State Funds	0
Other Funds	0
Total	0
Received	0

**Estimated Completion Date:** May 2024

**Phase:** Construction

### Overall Project Details:

This project will replace approximately 19,200 linear feet of aged existing water mains within the La Loma Neighborhood generally bounded by Trask Lane on the east, Encina Avenue on the north, El Vista Avenue on the west, and Yosemite Boulevard on the south. Existing water mains in this area are old, undersized steel mains which are prone to leaking and low pressures. This project will replace the existing system with City standard water mains, valves, and hydrants to improve system reliability, flows and pressures.

### Latest Project Status:

Construction is 60% completed. Water main service lines have been successfully installed in the neighborhood. Next steps are to begin installing water mains in the alleys.



# River Trunk Realignment – Gravity System

(Project Code 101290)

Expenses	
Project Budget	27,162,749
Encumbered	6,562,800
Expended	17,863,065
Available	2,736,833
Revenues	
City Funds	27,162,749
Federal Funds	0
State Funds	0
Other Funds	0
Total	0
Received	0

**Estimated Completion Date:** Summer 2024


**Phase:** Construction

### Overall Project Details:

This project was created to address the flow capacity deficiencies and aging infrastructure for the river trunk. The gravity system is phase two of the three phase realignment project. It consists of over 9,000 linear feet of large diameter gravity sewer pipe, and adjacent water main rehabilitation on Colorado Avenue.

### Latest Project Status:

The contractor continues coordination with MID, PG&E, AT&T, and Comcast for the temporary relocation of overhead utilities. On Colorado Avenue, the trenching and installation of the 48-inch fiberglass reinforced polymer mortar pipe (FRPMP) sewer trunk is ongoing. The compliance of FRPMP was verified through measurement. And at the 7<sup>th</sup> Street diversion structure, the biofilter equipment skid anchors were installed.



# River Trunk Realignment – Shackelford Pump

(Project Code 101291)

Expenses	
Project Budget	14,593,613
Encumbered	2,876,751
Expended	10,280,418
Available	1,436,444
Revenues	
City Funds	14,593,613
Federal Funds	0
State Funds	0
Other Funds	0
Total	0
Received	0

**Estimated Completion Date:** Spring 2024

**Phase:** Construction

### Overall Project Details:

The River Trunk Realignment Shackelford Pump Station Project will redirect flow from the existing river trunk line to the new river trunk line that is going to be installed along Colorado Avenue as a part of the Gravity System project which is currently under construction. The project will also incorporate a gravity line from Neece Drive to the new river trunk and plug the line that goes into the existing river trunk line. The wastewater from the Dryden Golf Course clubhouse will also be brought into the new river trunk line under this project.

### Latest Project Status:

The electrical building underwent roof sealing and interior insulation installation. Additionally, in the past month, a new standby generator was delivered to the job site.



# Sonoma Trunk Extension, Lift Station and Water Main Upgrade

(Project Code 100535/101367)

Expenses	
Project Budget	10,654,360
Encumbered	2,205,979
Expended	7,967,219
Available	481,163
Revenues	
City Funds	10,654,360
Federal Funds	0
State Funds	0
Other Funds	0
Total	0
Received	0

**Estimated Completion Date:** Spring 2024

**Phase:** Construction

**Overall Project Details:**

This project will provide new gravity sewer mains that will serve existing and future developments. These developments include Oakdale Road from Post Office Drive to Mable Avenue; Sylvan Avenue from Oakdale Road to east of Lydia Lane; and the entire length of Lydia Lane.

Also included is a new Lift Station and associated sitework on Sylvan Avenue just east of Lydia Lane and a new force main connecting the Lift Station with the existing Sonoma Trunk; a new stormwater filtration and retention system on Sylvan Avenue; and new water main upgrades on Sylvan Avenue from Oakdale Road to Aria Way and on the entirety of Lydia Lane.

**Latest Project Status:**

In the past month, the concrete sidewalk adjacent to the lift station was poured.



# Sutter Neighborhood Strengthen & Replace Water Mains

(Project Code 101154)

Expenses	
Project Budget	2,935,500
Encumbered	244,417
Expended	2,381,883
Available	309,200
Revenues	
City Funds	2,935,500
Federal Funds	0
State Funds	0
Other Funds	0
Total	0
Received	0

**Estimated Completion Date:** January 2024

**Phase:** *Construction Complete!*

**Overall Project Details:**

This project will replace approximately 5,072 lineal feet of aged existing water mains within Stanislaus County, generally bounded by Sunset Avenue on the east, Rouse Avenue to the north, Sutter Avenue on the west, and Pelton Avenue on the south. Existing water mains in this area are undersized steel mains which are prone to leaking and low pressures. This project will replace the existing system with City standard water mains, valves and hydrants to improve system reliability, flows and pressures.

**Latest Project Status:**

The contractor has completed all contract work and punch list items.

## Design Phase

<b>Department</b>	<b>Project Name</b>	<b>Design Amount</b>	<b>Total Project Amount</b>
Community & Economic Development	Bike Trail along MID Canal (Funded by Measure L)	117,222	1,092,054
Community & Economic Development	Claratina - McHenry/Coffee 4 Lane	1,402,167	6,062,911
Community & Economic Development	Claratina Phase 1 – Hetch Hetchy Crossing	200,000	6,270,000
Community & Economic Development	Paradise Road ATP Cycle III (Funded by Measure L)	25,000	25,000
Community & Economic Development	Systemic Safety Analysis Report Program (Funded by Measure L)	250,000	250,000
Community & Economic Development	Tully Road Safety Improvements (Funded by Measure L)	34,538	411,183
Modesto Fire	MFD Station No.1 Roof Replacement	25,000	337,850
Parks, Recreation & Neighborhoods	Cesar E. Chavez Park Renovation	950,000	9,700,000
Parks, Recreation & Neighborhoods	Downey Shade Structure & Parking Lot Replacement	50,000	600,000
Parks, Recreation & Neighborhoods	Dr. Martin Luther King Jr. Park Renovation	900,000	8,850,000
Parks, Recreation & Neighborhoods	Dry Creek Connection to Tuolumne River Regional Park (TRRP) Trail	600,000	5,000,000
Parks, Recreation & Neighborhoods	Dryden Golf Course Clubhouse Reconstruction	400,000	4,500,000
Parks, Recreation & Neighborhoods	Mary E. Grogan Park Phase 2	365,000	3,963,588
Parks, Recreation & Neighborhoods	TRRP Master Plan Update	350,000	TBD
Parks, Recreation & Neighborhoods	TRRP River Overlook	220,806	999,940
Parks, Recreation & Neighborhoods	TRRP Riverwalk Trail - Gateway to Legion Park	600,000	6,590,000
Parks, Recreation & Neighborhoods	TRRP Riverwalk Trail - Gateway to Neece Drive	400,000	3,118,885
Parks, Recreation & Neighborhoods	Virginia Corridor Phase 7	775,000	7,106,737

## Design Phase

<i>Department</i>	<i>Project Name</i>	<i>Design Amount</i>	<i>Total Project Amount</i>
<i>Utilities</i>	2020-2021 Sewer Line Replacement	75,000	1,500,000
<i>Utilities</i>	Bret Harte Elementary Neighborhood S&R – Phase 1 (101450)	49,500	1,670,000
<i>Utilities</i>	Caustic Soda Handling Facility	812,000	4,000,000
<i>Utilities</i>	Coffee Water Mains S&R (101331)	49,325	1,274,087
<i>Utilities</i>	J.M. Pike Park Neighborhood Strengthen & Replace Water Mains	1,007,924	11,299,582
<i>Utilities</i>	J.M. Pike Stormwater to Sanitary Cross Connection Removal	639,500	32,000,000
<i>Utilities</i>	Jennings Well Treatment Improvements	320,000	1,500,000
<i>Utilities</i>	Sutter Neighborhood Strengthen & Replace Water Mains	172,018	2,935,500
<i>Utilities</i>	Sutter Parking Lot & Security Upgrade	326,004	6,205,176
<i>Utilities</i>	Various Flush Lines (100798)	179,547	2,424,000
<i>Utilities</i>	Wells 40,41 & 265 Flush Lines	250,000	2,500,000
<i>Utilities</i>	Well 312 Treatment System & Flush Lines	349,047	1,634,000
<i>Utilities</i>	West Trunk Rehabilitation	1,300,000	15,000,000
<i>Utilities</i>	Woodland Lift Station Rehabilitation	70,301	1,543,616
<i>Utilities</i>	Yosemite Transmission Main	2,002,737	3,660,517

*In accordance with the requirements of Title II of the Americans with Disabilities Act (“ADA”) of 1990, the Fair Employment & Housing Act (“FEHA”), the Rehabilitation Act of 1973 (as amended), Government Code section 11135 and other applicable codes, the City of Modesto (“City”) will not discriminate against individuals based on disability in the City’s services, programs, or activities. For more information, please visit the City of Modesto website at <https://www.modestogov.com/865/Americans-with-Disabilities-Act-ADA>.*