



City of Modesto

Capital Improvement Program

Fiscal Year 2024-2025 Through 2028-2029

In accordance with the requirements of Title II of the Americans with Disabilities Act (“ADA”) of 1990, the Fair Employment & Housing Act (“FEHA”), the Rehabilitation Act of 1973 (as amended), Government Code section 11135 and other applicable codes, the City of Modesto (“City”) will not discriminate against individuals on the basis of disability in the City’s services, programs, or activities. For more information, please visit the City of Modesto website at <https://www.modestogov.com/865/Americans-with-Disabilities-Act-ADA>

Table of Contents

Introduction

<i>CIP Document Structure and Approval Process</i>	1
<i>Sample of a Detail Project Page</i>	4
<i>CIP Glossary of Terms</i>	5
Policy	7
Fleet	11
Miscellaneous	16
Parking	26
Parks	29
Public Safety	78
Transportation	83
Wastewater	227
Water	307

Capital Improvement Program Document Structure and Approval Process

2024

CIP Comprehensive Document

The Capital Improvement Program document presents the ten-year capital program for the city. This document includes detailed project information broken out by the major infrastructure categories shown below. In addition, a narrative that gives an overview of the projects, project highlights, major accomplishments, policy issues and unmet needs has been provided by the department overseeing these projects.

- Airport
- Fleet
- Information Technology
- Miscellaneous
- Parking
- Parks Systems
- Public Safety
- Storm Drainage
- Traffic Circulation
- Transit
- Wastewater
- Water

The Detail Page for each project reflects the following information:

- CIP Number
- Fund and Cost Center
- Element {Community Growth, Community Development, Housing, Community Services & Facilities, Public Safety or Environmental Resources & Open Spaces}
- Manager Responsible for Project
- Year project started and Year project is expected to be completed
- Project Status {New, Future, Active}
- All Expenditure accounts with current and future budget amounts
- All Revenue sources with current and future budgets amounts
- Any Transfers from other City of Modesto funds
- Any Fund Balance requirements in order to supplement the cost of the project

Capital Improvement Program Document Structure and Approval Process

2024

Annual Capital Improvement Program (CIP)

The process of developing the CIP normally proceeds in parallel with the operating budget.

1. Existing Project Review: Existing projects are reviewed by department staff, with the assistance of the Finance department, to identify any projects which should be closed – either because they are complete, or because they have been inactive for an extended period of time.
2. Resource Estimation: The Finance department, in coordination with other departments, develops estimates of the City resources available for spending on capital improvements and other projects.
3. Project & Funding Source Identification: Departments identify projects to be included in the CIP document. The goal is to include both current projects and any future projects, which should commence within the ten-year timeframe of the CIP plan. Departments also identify likely project-specific funding sources (primarily State and Federal grant funds). Other resources – such as City revenues or borrowing – are identified to cover the remaining costs of projects, as far as possible.
4. CIP Balancing: The Finance department compiles project-level information prepared by departments and determines whether any City funding sources are “over-committed” – i.e. whether the amount earmarked for projects total more than the available revenues. If so, departments are asked to select projects to defer until future years in which resources may become available.
5. CIP Task Force: In 2008, a CIP Task Force was created to look at the overall needs of the City and to prioritize projects (more information of the Task Force can be located in the tab “Task Force”). All scores determined by the task force have been added to the detail pages as well as the spreadsheet view of projects. Due to decreased activity and funding over the last year, the Task Force maintained the Ranked Project list from FY 13-14.
6. Planning Commission/Effective Government Committee Presentation: Once the CIP program is balanced and ranked by the Task Force, it is presented to the joint session of the Planning Commission and the Effective Government Committee, which determines whether the CIP is consistent with the City’s comprehensive land use plan and financial reasonableness. Once this finding has been made, the document is forwarded to the City

Capital Improvement Program Document Structure and Approval Process

2024

Council for adoption.

7. City Council Action: Normally, City Council action on the CIP occurs at the same time as its action on the operating budget. The CIP is forwarded to the full Council for a public hearing and adoption.

City of Modesto: 2025-29 Capital Improvement Program

PW - Fleet Maintenance Facility - Suspended

100451

Capital Un-sponsored

Description			
<i>Cost Center:</i> 59999	<i>Category:</i> Fleet	<i>Start Date:</i> 2008	Active, New or Future
<i>Hosting Fund:</i> Fleet Management Fund-5400	<i>Type Class:</i> General Improvements	<i>End Date:</i> 2024	
<i>Element Listing:</i> Comm Svcs & Fac	<i>Area:</i> Within City	<i>Status:</i> Active ←	
<i>Classification:</i> Replacement	<i>Manager:</i> Fischio, Steven J.	<i>Const. Code:</i> Not Awarded	
<i>Proj Desc:</i> This project provides funding for the Fleet Maintenance Facility Phase II project, including the Fleet Fund's contribution for Phase I - Bus Maintenance Facility.			
<i>Proj Stat:</i> Design is currently in plan check status. Projected to be sent out to bid by March 2019. Project has been completed and is currently in warranty period. ← Status			

Revenues	Budget	Actuals+Commit	Available	Prop. Inc./Dec. for 24-25	Bud + Prop. Incr/Decr	Avail.+ Prop. Incr/Decr	25-26	26-27	27-28	28-29	Total Budgeted up to 2029
47005 Miscellaneous Revenue	17,017	120,176	-103,159	0	17,017	-103,159	0	0	0	0	17,017
63470 Transfer In from Fund 3470	422,500	422,500	0	0	422,500	0	0	0	0	0	422,500
64530 Transfer In from Fund 4530	881,406	881,406	0	0	881,406	0	0	0	0	0	881,406
Revenue Totals:	1,320,923	1,424,082	-103,159	0	1,320,923	-103,159	0	0	0	0	1,658,773

Expenditures	Budget	Actual+Commit	Available	Prop. Inc./Dec. for 24-25	Budget+Prop. Inc./Dec.	Avail.+Prop. Inc./Dec.	25-26	26-27	27-28	28-29	Total Budgeted up to 2029
Appr Unit D Transfers Out	266,066	266,066	0	0	266,066	0	0	0	0	0	266,066
CA Construction Admin	880,635	875,234	5,401	0	880,635	5,401	0	0	0	0	880,635
CCF City Const Forces	1,104	1,103	1	0	1,104	1	0	0	0	0	1,104
CON Construction	4,063,948	4,046,323	17,625	0	4,063,948	17,625	0	0	0	0	4,063,948
CTGY Contingency	269,181	266,939	2,242	0	269,181	2,242	0	0	0	0	269,181
EDA Eng/Design/Admin	694,767	693,830	937	0	694,767	937	0	0	0	0	694,767
LA Land Acquisition	0	0	0	0	0	0	0	0	0	0	0
UR Utility Relocation	100,436	100,435	1	0	100,436	1	0	0	0	0	100,436
Expenditure Totals:	6,276,137	6,249,931	26,206	0	6,276,137	26,206	0	0	0	0	6,276,137

Fund Balance Required	Budget+Prop. Inc./Dec.	Available+Prop. Inc./Dec.
Fleet Management Fund-5400	4,955,214	129,366

Current Budget

Proposed Addition to Budget

Project Sample Detail

CIP Glossary of Terms

Appropriation - An authorization granted by a legislative body to make expenditures and incur obligations for a specific purpose. An appropriation is usually limited in amount and as to time when it may be expended. Operational appropriations usually expire at fiscal year end, and Capital appropriations are multi-year.

Capital Facilities Fees – An impact fee charged on development projects to pay for the infrastructure needed to support growth. The fees are collected on new building permits to be used for, but are not limited to, police and fire facility expansion, streets, public transit and air quality improvements.

Capital Improvement - A permanent addition to the City’s assets, including the design, construction, or purchase of land, buildings, or facilities, or major renovations.

Capital Improvement Program Budget - A financial plan of proposed capital improvement projects with single and multiple-year capital expenditures. These include the construction of new streets, sewer lines, fire stations, development of a new park, or a significant study with long-term benefits to the Community. The Capital Program plan is a ten-year plan, which is updated annually. This program is often referred to as the “CIP”.

Capital Outlay - A budget category which includes all equipment having a unit cost of more than \$5,000 and an estimated useful life of over one year. Non-CIP capital outlay is budgeted in the City’s operating budget.

Capital Fund – A governmental accounting fund in which the services provided are financed and operated similarly to those of a private business. The rate schedules for these services are established to insure that revenues are adequate to meet all necessary expenditures. Enterprise funds are established for services such as water and sewer, parking facilities, transit systems, airport, and golf courses.

Community Facilities Districts – Special Taxes collected for the construction of public improvements.

Enterprise Fund - A governmental accounting fund in which the services provided are financed and operated similarly to those of a private business. The rate schedules for these services are established to insure that revenues are adequate to meet all necessary expenditures. Enterprise funds are established for services such as water and sewer, parking facilities, transit systems, airport, and golf courses.

CIP Glossary of Terms

Fixed Assets - Assets of a long-term character such as land, building, machinery, furniture, and other equipment with a value greater than \$5,000 and a useful life longer than one year.

Fund - An independent fiscal and accounting entity with a self-balancing set of accounts recording cash and/or other resources together with all related liabilities, obligations, reserves, and equities which are segregated for the purpose of carrying on specific activities or attaining certain objectives in accordance with special regulations, restrictions, or limitations

Grant - Contributions of cash or other assets from another governmental entity to be used or expended for a specific purpose, activity, or facility. An example is the Community Development Block Grant given by the Federal Government.

Hosted Project - A project whose direct expenditures are budgeted in a particular fund is said to be “hosted” by that fund. A project may “cause” expenditures in funds other than the host fund. For example, transfers from another fund into the hosting fund. For each fund, CIP-related expenditures may be categorized as either (a) costs of hosted projects or (b) transfers out to pay for projects in other funds.

Interfund Transfers - Amounts transferred from one fund to another.

Internal Service Fund - Funds used to account for the financing of goods or services provided by one department to another department on a cost reimbursement basis, for example; the Fleet Management Fund, which maintains the City’s equipment pool; or the Central Services Fund, which provides office supplies and various materials for maintenance and construction.

Operating Budget - The portion of the budget pertaining to the daily operations that provides basic governmental services. The operating budget contains appropriations for such expenditures as personnel, supplies, utilities, materials, travel and fuel.

Project-Specific Resources – Revenues such as grants, which are available exclusively for specific projects and whose receipt is contingent on the project going forward.

Revenue - Funds that the government receives as income. It includes such items as taxes, fees, permits, licenses, grants and interest.

Special Revenue Fund - A fund in which revenue is collected and is restricted by the City, State or Federal Government as to how the city might spend its resources.

CAPITAL IMPROVEMENT PROGRAM POLICY

Policies and Procedures Related to the City of Modesto's Capital Improvement Program (CIP)

Purpose

The 5-year Capital Improvement Program (CIP) strives to reflect the goals and policies established by the General Plan by systematically planning, scheduling, managing, monitoring and financing capital projects to ensure cost-effectiveness and conformity with established policies and adopted Specific Plans. The CIP guides the funding and construction of all public improvements constructed by the City, including roads, wastewater treatment facilities and lines, water lines, and parks. The CIP reflects a balance between capital replacement projects that repair, replace or enhance existing facilities, equipment or infrastructure and capital facility projects that significantly expand or add to the City's existing fixed assets. Attention should be given to utilize available resources and grants in a manner that legitimately maximizes the city's capacity to complete the capital improvements described above.

I. Budgeting Process

A. Budgeting Process – Generally

Section 65401 of the Government Code and Section 10-1.102 of the Modesto Municipal Code, requires the Planning Commission to review all new capital projects to determine if they conform with the City's adopted Modesto Urban Area General Plan. Existing CIP's will be reviewed quarterly by the CIP Task Force. This review will utilize not only financial information to identify project progress and completion timelines, but also project status updates from Project Managers. This will be integrated into the budget proforma review process. The CIP budget will be organized into the same functional groupings used for the operating programs.

Based on the recommendation from the CIP Task Force, the City of Modesto Planning Commission will review for General Plan conformity and will forward a final recommendation to the City Council. The City Council will then review the final CIP recommendation and approve the funding of new projects and the re-appropriation of funds for existing projects as part of the annual CIP budget cycle.

CAPITAL IMPROVEMENT PROGRAM POLICY

B. Budgeting Policies

1. Project costs are appropriated only when the required revenues are available.
2. For projects financed with grant monies, the grant award must be accepted by the City Council. (Note: a copy of the final grant award must be provided to the Finance Department.)
3. For projects financed with debt, it can be considered for inclusion in the CIP, but the appropriation will not be released until the financing has been completed.
4. Budget actions involving any Federal, State, or grant funded CIP's are restrained by the conditions of the funding award.
5. Project costs will be included in the CIP in phases, i.e. projects that are not bid-ready will reflect appropriations only through the design phase.
6. Appropriations needed for the construction phase are based on the bid awarded at the time the appropriation(s) for construction, contingency and construction management costs are requested.
7. Projects to be closed will be identified by the Project Managers and submitted by the appropriate Department Director through the Finance Director to the City Manager for closure. The City Manager has the final authority to close the projects using the CIP Closure Form. The reasons for closing a project may include Project Completion, delays due to unanticipated costs or events and change in City Council direction.
8. All new CIP's must be submitted to the CIP Task Force for consideration and reviewed before they are presented to the City Council for appropriation approval.

CAPITAL IMPROVEMENT PROGRAM POLICY

C. Requirements to Qualify as a CIP

1. A “Project” description and cost estimate should include all phases, from environmental assessment and right-of-way acquisition through construction, regardless of whether or not all funding will be available within the current fiscal year budgeting cycle.
2. Typically, the cost of a Project should be \$100,000 or greater over the life of the Project. Also, a CIP will have a useful life of five or more years. Exceptions to this threshold may be approved by the CIP Task Force.
3. Project revenues and expenditures must be clearly identified and balanced.
4. Projects must have identifiable timelines that include periodic milestones.
5. While (1) maintenance costs to increase the life of the City’s infrastructure, (2) replacement costs for infrastructure and (3) set-aside reserve amounts to create future funding for a project are not considered a “Project”; they are included in the CIP budget. Examples include pavement maintenance, water system downstream improvements and accumulation of funds for the Pelandale-99 interchange.
6. Certain purchases and installation of fixed assets may also be included in the CIP budget plan.
7. Every capital project will have a Project Manager who will prepare the project proposal, ensure that required phases are completed on schedule, authorize all project expenditures, ensure that all regulations and laws are observed, and periodically report project status to the CIP Task Force. The Project Manager ensures that projects comply with the requirements imposed by the guidelines controlling the various revenue sources that are used to finance capital project costs. The Project Manager shall also coordinate project accounting with the Finance Department.

CAPITAL IMPROVEMENT PROGRAM POLICY

D. Primary-Secondary Project Relationships

The City Council previously approved grouping similar projects together in a “primary-secondary” relationship. An example would be replacement of upgrade of traffic signals at different intersection throughout the City. “Traffic Signals” would be the primary” project and individual “secondary” projects would then be indentified when either construction or construction design on each specific intersection begins. The primary project description must include a description of each of the secondary projects related to it. The primary project was designed to serve as the budgetary control device for both the primary and secondary components. This approach was designed to allow for greater flexibility and efficiency when programming multiple projects of the same type.

With the creation and empowerment of the CIP Task Force, the primary-secondary project budgeting relationship creates difficulty for the CIP Task Force in reviewing and ranking projects. The stand-alone budgeting method has proven more effective and it allows the CIP Task Force to review and rank a specific “project” rather than being tasked to review and rank a primary account that may contain several secondary projects.

For all capital projects, existing primary-secondary budgeting relationships are being converted to stand-alone projects. All new CIP’s should be budgeted using the stand-alone budgeting method.

E. Project Status Reports

Project milestones will be listed as objectives in the CIP program narratives to facilitate project tracking. Status reports for all CIP’s should be provided to the CIP Task Force on a quarterly basis and then referred to the City Council for informational purposes. The format and content of the report will be coordinated between the CIP Task Force Administrator and the Finance Department.

FLEET MANAGEMENT

SYSTEM OVERVIEW

The City of Modesto's Fleet system now consists of 147 buses and support vehicles owned by the Stanislaus Regional Transit Authority (StanRTA). In addition, we have 672 vehicles and 382 pieces of other equipment such as street sweepers, off-road heavy equipment, and trailers. We now have 80 pieces of heavy fire apparatus for Modesto and surrounding areas, which includes five Fire Districts throughout Stanislaus County. Replacement equipment and vehicles are purchased primarily from a replacement fund managed by the Fleet Division. Transit buses are owned by StanRTA. The City of Modesto has contractual agreements for maintaining the transit bus fleet as well as the five Fire District apparatus.

HIGHLIGHTS

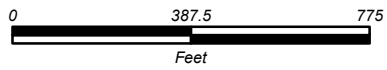
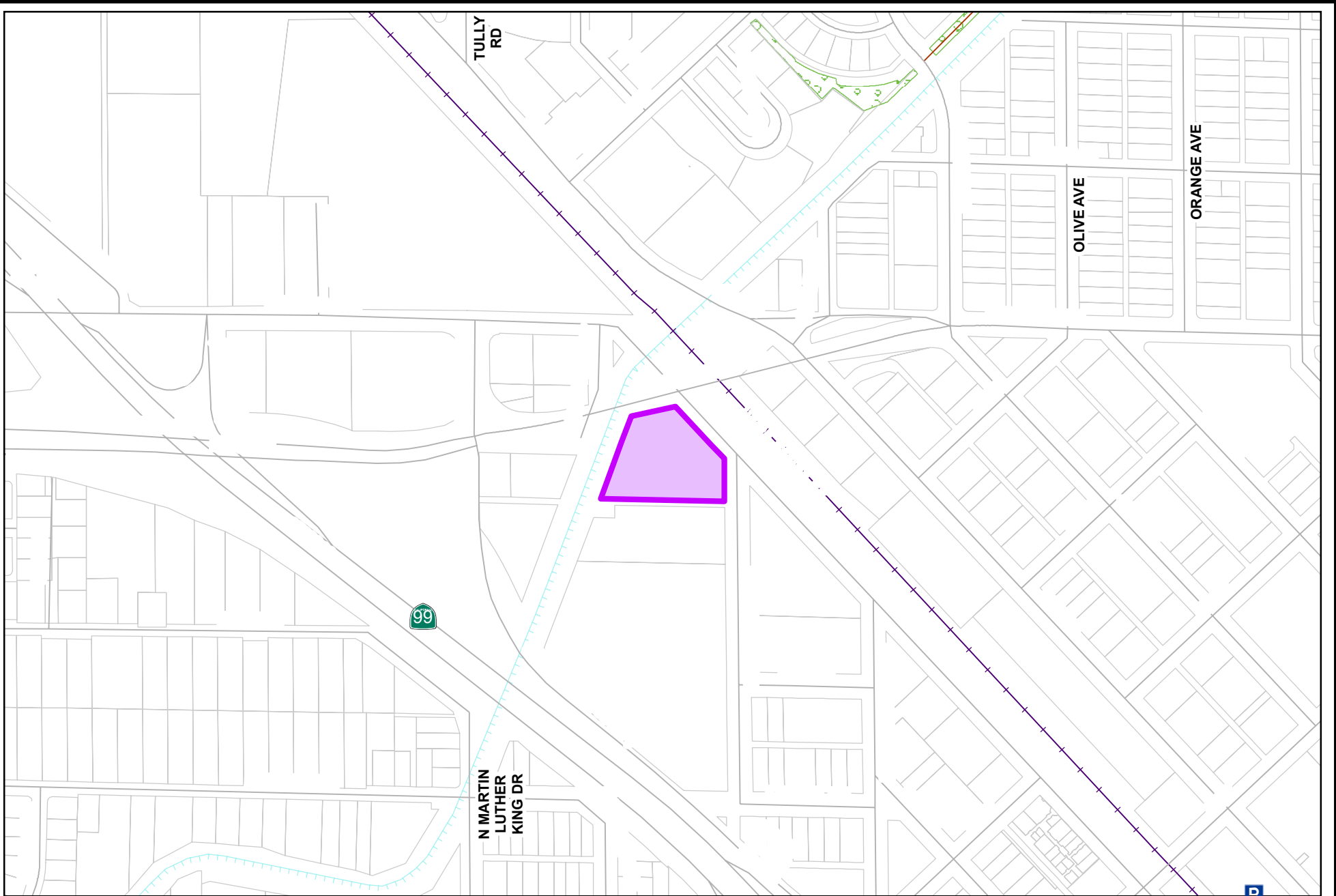
The Bus Facility and the Heavy-Duty Facility passed their annual California Highway Patrol, Basic Inspection of Terminals Program (CHP BIT) inspections with no notable findings. The expansion of the parts storage room to double its current capacity and Phase Two of the Jefferson Corporation Yard Master Plan are complete and have been operational since July 2022. This project increased fleet maintenance efficiency by consolidating most of fleet maintenance into one facility. Phase 3 will include expansion of service bays to accommodate the Light Duty Shop, completing the master plan to have all of Fleet Services under one roof.

Fire still has the contract with the Oakdale Fire Protection District and has now expanded to all paid fire protection districts in the county excluding Patterson. Fleet maintenance continues to support the maintenance and repair of all heavy and light duty vehicles associated with those contracts.

Fleet Services recently completed budget enhancements and negotiations with StanRTA for next fiscal year to increase technical and support staff positions to meet the increased demands of meeting contractual agreements and managing the aging fleet.

Fleet Services has partnered with the Purchasing Division to purchase all vehicles that have been on the replacement lists. Additional procurement methods are being explored to streamline the procurement timeline, including recent increased authorization limits for the City Manager to issue purchase orders for specialized vehicles when they become available.





City of Modesto

Project #: 100451
PW - Fleet Maintenance Facility



City of Modesto: 2025-29 Capital Improvement Program

PW - Fleet Maintenance Facility - Suspended

100451
Capital Un-sponsored

<i>Cost Center:</i> 59999	<i>Category:</i> Fleet	<i>Start Date:</i> 2008
<i>Hosting Fund:</i> Fleet Management Fund-5400	<i>Type Class:</i> General Improvements	<i>End Date:</i> 2024
<i>Element Listing:</i> Comm Svcs & Fac	<i>Area:</i> Within City	<i>Status:</i> Active
<i>Classification:</i> Replacement	<i>Manager:</i> Fischio, Steven J.	<i>Const. Code:</i> Not Awarded

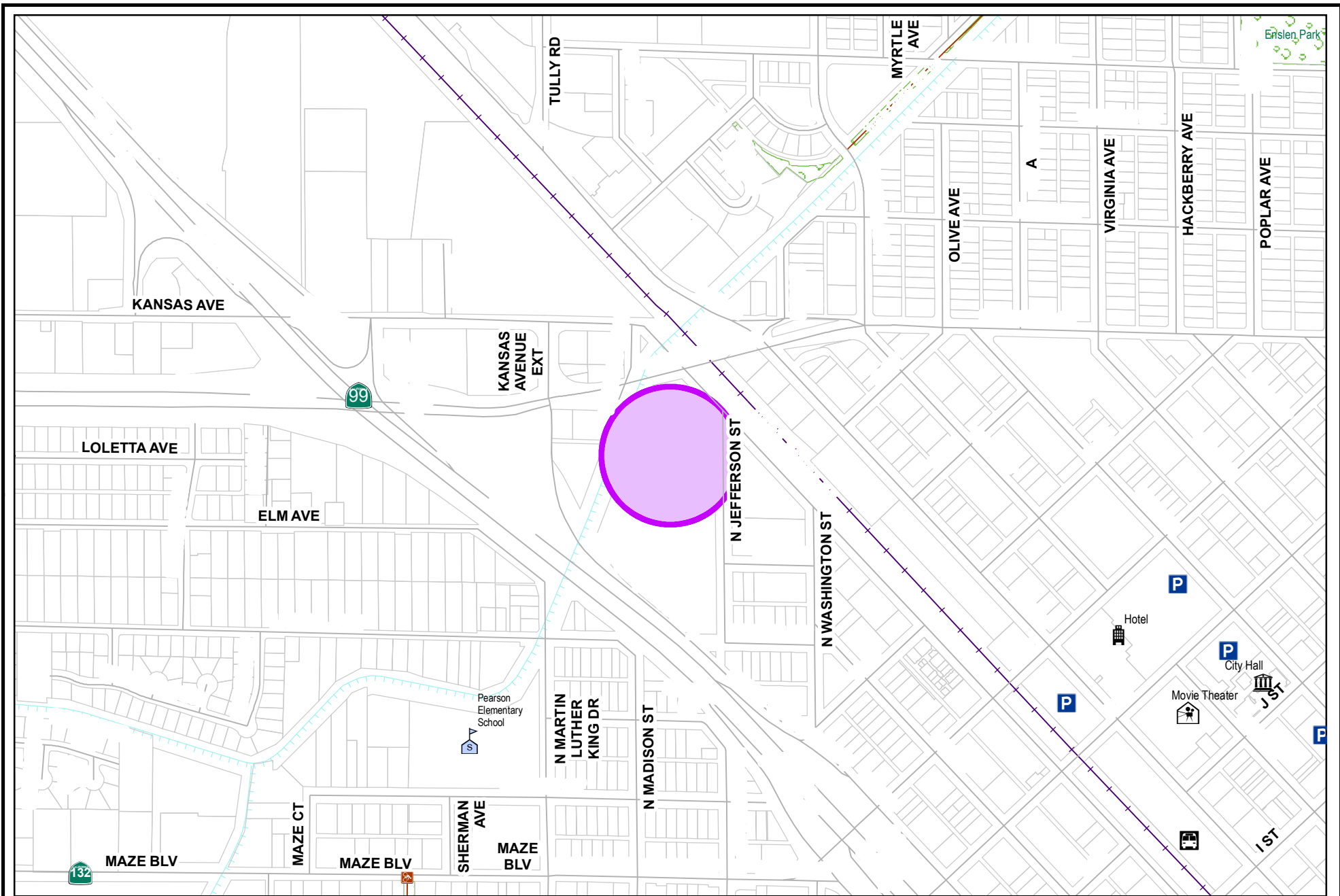
Proj Desc: This project provides funding for the Fleet Maintenance Facility Phase II project, including the Fleet Fund's contribution for Phase I - Bus Maintenance Facility.

Proj Stat: Design is currently in plan check status. Projected to be sent out to bid by March 2019. Project has been completed and is currently in warranty period.

Revenues	Budget	Actuals+Commit	Available	Prop. Inc./Dec. for 24-25	Bud + Prop. Incr/Decr	Avail.+ Prop. Incr/Decr	25-26	26-27	27-28	28-29	Total Budgeted up to 2029
47005 Miscellaneous Revenue	17,017	120,176	-103,159	0	17,017	-103,159	0	0	0	0	17,017
63470 Transfer In from Fund 3470	422,500	422,500	0	0	422,500	0	0	0	0	0	422,500
64530 Transfer In from Fund 4530	881,406	881,406	0	0	881,406	0	0	0	0	0	881,406
Revenue Totals:	1,320,923	1,424,082	-103,159	0	1,320,923	-103,159	0	0	0	0	1,658,773

Expenditures	Budget	Actual+Commit	Available	Prop. Inc./Dec. for 24-25	Budget+Prop. Inc./Dec.	Avail.+Prop. Inc./Dec.	25-26	26-27	27-28	28-29	Total Budgeted up to 2029
Appr Unit D Transfers Out	266,066	266,066	0	0	266,066	0	0	0	0	0	266,066
CA Construction Admin	880,635	875,234	5,401	0	880,635	5,401	0	0	0	0	880,635
CCF City Const Forces	1,104	1,103	1	0	1,104	1	0	0	0	0	1,104
CON Construction	4,063,948	4,046,323	17,625	0	4,063,948	17,625	0	0	0	0	4,063,948
CTGY Contingency	269,181	266,939	2,242	0	269,181	2,242	0	0	0	0	269,181
EDA Eng/Design/Admin	694,767	693,830	937	0	694,767	937	0	0	0	0	694,767
LA Land Acquisition	0	0	0	0	0	0	0	0	0	0	0
UR Utility Relocation	100,436	100,435	1	0	100,436	1	0	0	0	0	100,436
Expenditure Totals:	6,276,137	6,249,931	26,206	0	6,276,137	26,206	0	0	0	0	6,276,137

Fund Balance Required	Budget+Prop. Inc./Dec.	Available+Prop. Inc./Dec.
Fleet Management Fund-5400	4,955,214	129,366



City of Modesto

Project #: 101337

PW - Bus Maintenance Facility - Parts Storage Room Upgrade (101022)



City of Modesto: 2025-29 Capital Improvement Program

PW - BMF Parts Storage Room Upgrade (101022) - Suspended

101337

Capital Un-sponsored

<i>Cost Center:</i> 59999	<i>Category:</i> Miscellaneous	<i>Start Date:</i> 2017
<i>Hosting Fund:</i> Capital Grants - CIP Projects-3140	<i>Type Class:</i> General Improvements	<i>End Date:</i> 2024
<i>Element Listing:</i> Comm Svcs & Fac	<i>Area:</i> Within City	<i>Status:</i> New
<i>Classification:</i> Improvements	<i>Manager:</i> Sandhu, Balhar	<i>Const. Code:</i> New or Future

Proj Desc: The new building addition is approximately 3,250 SF that will be located adjacent to the existing bus maintenance facility and will include a corridor, parts storage and parts counter area. Primary structure of the addition will be pre-fabricated metal building. The new building will provide additional storage capacity.

Previously project 101022.

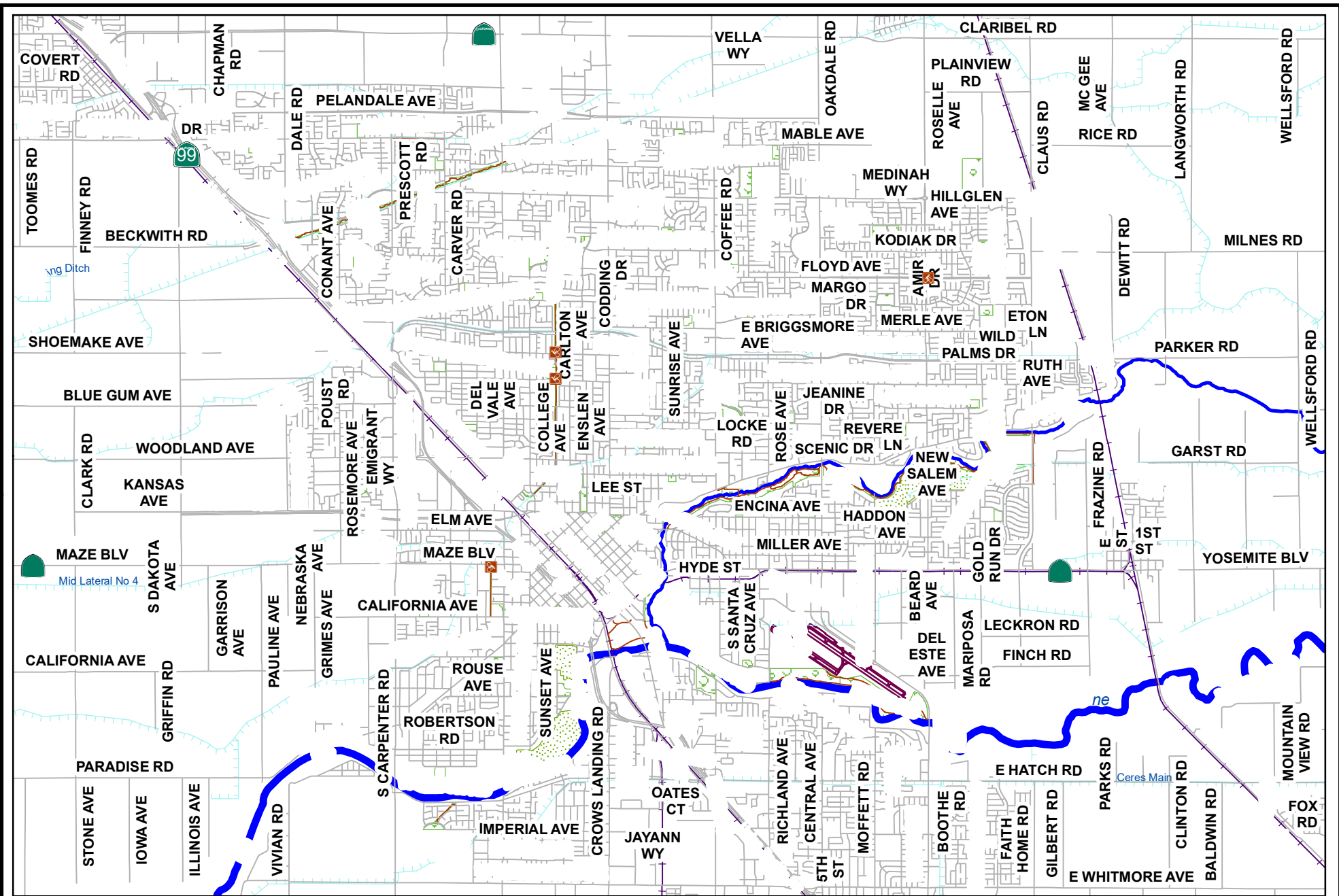
Proj Stat: on August 2017 an agreement was authorized to hire Pires, Lipomi and Navarro architects for the design of the storage room. Project is complete and in warranty period.

Revenues	Budget	Actuals+Commit	Available	Prop. Inc./Dec. for 24-25	Bud + Prop. Incr/Decr	Avail.+ Prop. Incr/Decr	25-26	26-27	27-28	28-29	Total Budgeted up to 2029
42014 Intergov - Federal - Federal Transit Administration - Capital-related	1,320,487	1,320,487	0	0	1,320,487	0	0	0	0	0	1,320,487
42107 Intergov - State - LTF - Current Year	165,936	155,780	10,156	0	165,936	10,156	0	0	0	0	165,936
42116 Intergov - State - LTF - Capital-related	4	3	1	0	4	1	0	0	0	0	4
65400 Transfer In from Fund 5400	266,066	266,066	0	0	266,066	0	0	0	0	0	266,066
Revenue Totals:	1,752,493	1,742,336	10,157	0	1,752,493	10,157	0	0	0	0	1,752,493

Expenditures	Budget	Actual+Commit	Available	Prop. Inc./Dec. for 24-25	Budget+Prop. Inc./Dec.	Avail.+Prop. Inc./Dec.	25-26	26-27	27-28	28-29	Total Budgeted up to 2029
CA Construction Admin	278,742	276,676	2,066	0	278,742	2,066	0	0	0	0	278,742
CCF City Construct Force	27,075	27,075	0	0	27,075	0	0	0	0	0	27,075
CON Construction	1,302,044	1,302,044	0	0	1,302,044	0	0	0	0	0	1,302,044
CTGY-CIP Contingency - CIP	21,908	21,908	0	0	21,908	0	0	0	0	0	21,908
EDA Eng/Design/Admin	122,724	118,740	3,984	0	122,724	3,984	0	0	0	0	122,724
Expenditure Totals:	1,752,493	1,746,443	6,050	0	1,752,493	6,050	0	0	0	0	1,752,493

Fund Balance Required	Budget+Prop. Inc./Dec.	Available+Prop. Inc./Dec.
Capital Grants - CIP Projects-3140	0	-4,107

Miscellaneous



City of Modesto

Project #: 101296

CED.HUD - PFI First Tee Activity 1373



City of Modesto: 2025-29 Capital Improvement Program

CED - HUD - PFI First Tee Activity 1373

101296

Capital Un-sponsored

<i>Cost Center:</i> 14999	<i>Category:</i> Miscellaneous	<i>Start Date:</i> 2020
<i>Hosting Fund:</i> Capital Grants - HUD CIP Projects-3170	<i>Type Class:</i> Miscellaneous	<i>End Date:</i> 2025
<i>Element Listing:</i> Comm Svcs & Fac	<i>Area:</i> Within City	<i>Status:</i> Active
<i>Classification:</i> Improvements	<i>Manager:</i> Hill, Jessica A	<i>Const. Code:</i> New or Future

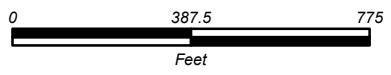
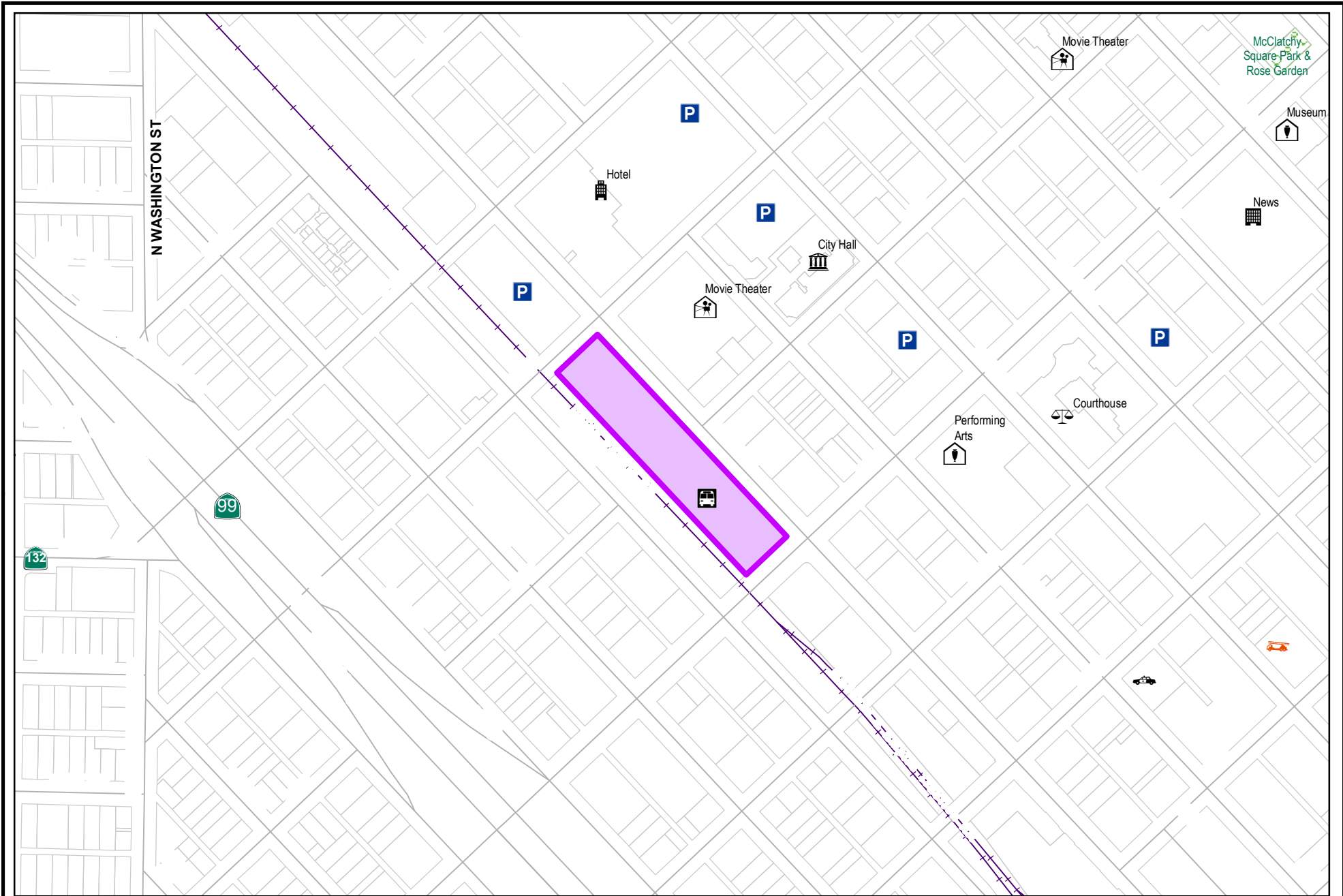
Proj Desc:

Proj Stat:

Revenues	Budget	Actuals+Commit	Available	Prop. Inc./Dec. for 24-25	Bud + Prop. Incr/Decr	Avail.+ Prop. Incr/Decr	25-26	26-27	27-28	28-29	Total Budgeted up to 2029
48007 Direct Loan Principal - FCDPL	0	0	0	0	0	0	0	0	0	0	0
61130 Transfer In from Fund 1130	723,964	637,265	86,699	0	723,964	86,699	0	0	0	0	723,964
Revenue Totals:	723,964	637,265	86,699	0	723,964	86,699	0	0	0	0	723,964

Expenditures	Budget	Actual+Commit	Available	Prop. Inc./Dec. for 24-25	Budget+Prop. Inc./Dec.	Avail.+Prop. Inc./Dec.	25-26	26-27	27-28	28-29	Total Budgeted up to 2029
CA Construction Admin	55,068	42,695	12,373	0	55,068	12,373	0	0	0	0	55,068
CCF City Construct Force	7,500	0	7,500	0	7,500	7,500	0	0	0	0	7,500
CON Construction	458,896	455,486	3,410	0	458,896	3,410	0	0	0	0	458,896
CTGY-CIP Contingency - CIP	81,500	29,050	52,450	0	81,500	52,450	0	0	0	0	81,500
EDA Eng/Design/Admin	71,000	79,678	-8,678	0	71,000	-8,678	0	0	0	0	71,000
EDA- CDBG AD 1373 Eng/Design/Admin	50,000	30,400	19,600	0	50,000	19,600	0	0	0	0	50,000
Expenditure Totals:	723,964	637,309	86,655	0	723,964	86,655	0	0	0	0	723,964

Fund Balance Required	Budget+Prop. Inc./Dec.	Available+Prop. Inc./Dec.
Capital Grants - HUD CIP Projects-3170	0	-44



City of Modesto

Project #: 101338

PW - Downtown Transit Center Improv (101045)



City of Modesto: 2025-29 Capital Improvement Program

PW - Downtown TC Improv - CS Area (101045)

101338

Capital Un-sponsored

<i>Cost Center:</i> 59999	<i>Category:</i> Miscellaneous	<i>Start Date:</i> 2017
<i>Hosting Fund:</i> Capital Grants - CIP Projects-3140	<i>Type Class:</i> General Improvements	<i>End Date:</i> 2024
<i>Element Listing:</i> Comm Svcs & Fac	<i>Area:</i> Within City	<i>Status:</i> New
<i>Classification:</i> Improvements	<i>Manager:</i> Sandhu, Balhar	<i>Const. Code:</i> Not Awarded

Proj Desc: The scope of this project includes the expansion and reconfiguration of the existing customer service and operational administrative space. The customer service space will be moved to the main lobby where there is a historical customer service window. This will allow more area for customers to wait in a comfortable environment. Also, an additional customer service window will allow quicker service for fare media sales and transit questions. A StART and Altamont Commuter Express (ACE) request customer service and administrative space, this new area could be reconfigured to accommodate those requests.

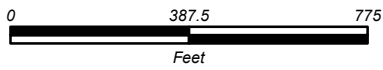
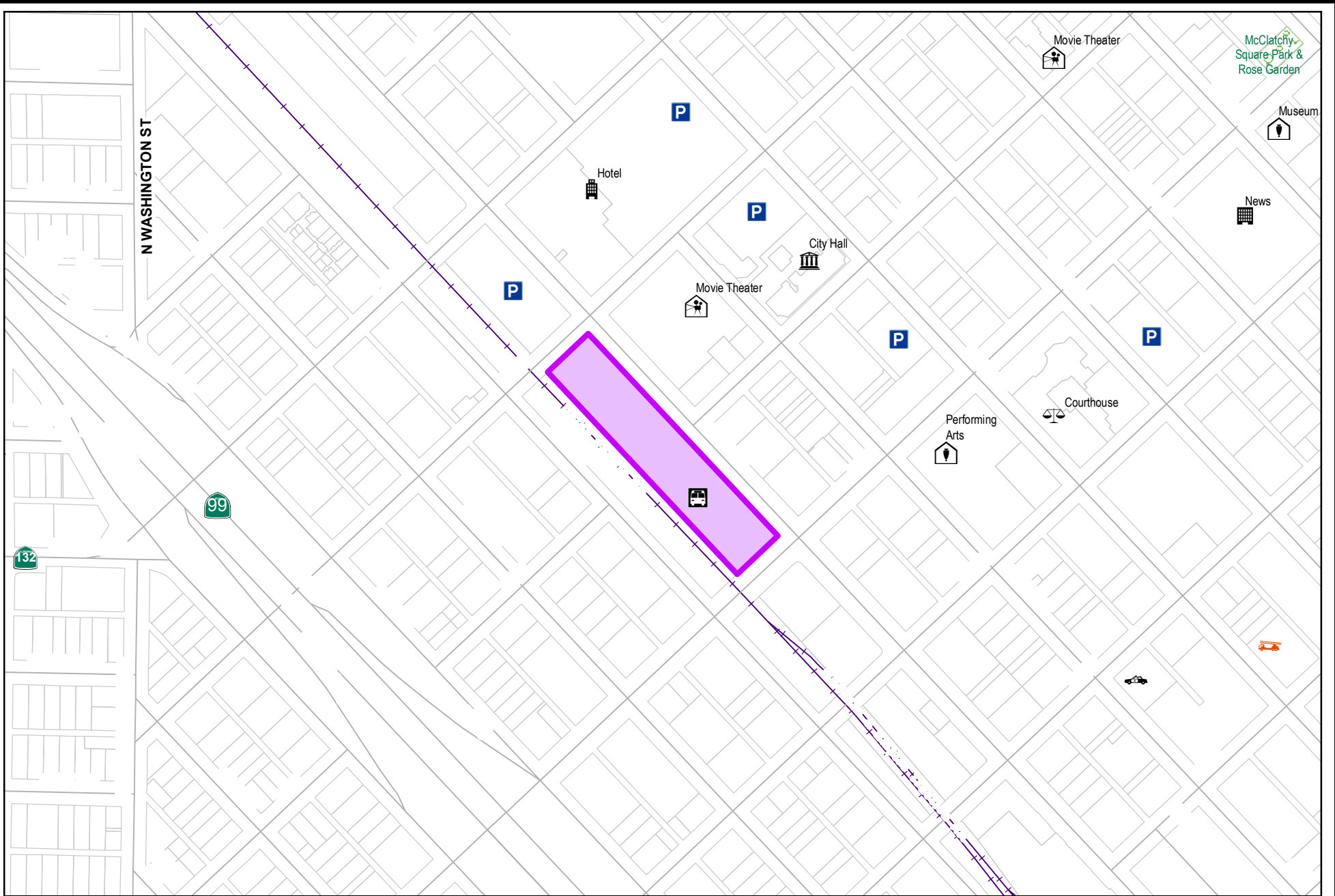
Previously project 101045

Proj Stat: Grants awarded for to fund this project. Project is in the design phase.

Revenues	Budget	Actuals+Commit	Available	Prop. Inc./Dec. for 24-25	Bud + Prop. Incr/Decr	Avail.+ Prop. Incr/Decr	25-26	26-27	27-28	28-29	Total Budgeted up to 2029
42119 Intergov - State - LTF - Capital Related - Regional Funds Claim	500,560	0	500,560	0	500,560	500,560	0	0	0	0	500,560
42125 Intergov - State - LTF - Prior Year Carryover - Capital Related	69,151	69,151	0	0	69,151	0	0	0	0	0	69,151
42446 Intergov - State - Low Carbon Transit Operations Program - Capital	255,849	276,603	-20,754	0	255,849	-20,754	0	0	0	0	255,849
48010 Interest Revenue on Bank Accounts	0	159	-159	0	0	-159	0	0	0	0	0
48012 Change in Fair Market Value	0	0	0	0	0	0	0	0	0	0	0
Revenue Totals:	825,560	345,912	479,648	0	825,560	479,648	0	0	0	0	825,560

Expenditures	Budget	Actual+Commit	Available	Prop. Inc./Dec. for 24-25	Budget+Prop. Inc./Dec.	Avail.+Prop. Inc./Dec.	25-26	26-27	27-28	28-29	Total Budgeted up to 2029
CA Construction Admin	93,179	112,944	-19,765	0	93,179	-19,765	0	0	0	0	93,179
CON Construction	625,723	625,723	0	0	625,723	0	0	0	0	0	625,723
CTGY-CIP Contingency - CIP	30,058	10,197	19,861	0	30,058	19,861	0	0	0	0	30,058
EDA Eng/Design/Admin	76,600	69,413	7,187	0	76,600	7,187	0	0	0	0	76,600
Expenditure Totals:	825,560	818,277	7,283	0	825,560	7,283	0	0	0	0	825,560

Fund Balance Required	Budget+Prop. Inc./Dec.	Available+Prop. Inc./Dec.
Capital Grants - CIP Projects-3140	20	-472,365



City of Modesto

Project #: 101339

PW - Facilities Improvement - Transit Center Phase 1 (101095)



City of Modesto: 2025-29 Capital Improvement Program

PW - Transit Center Improvements (101095)

101339

Capital Un-sponsored

<i>Cost Center:</i> 59999	<i>Category:</i> Miscellaneous	<i>Start Date:</i> 2018
<i>Hosting Fund:</i> Capital Grants - CIP Projects-3140	<i>Type Class:</i> General Improvements	<i>End Date:</i>
<i>Element Listing:</i> Comm Svcs & Fac	<i>Area:</i> Within City	<i>Status:</i> Active
<i>Classification:</i> Improvements	<i>Manager:</i> Sandhu, Balhar	<i>Const. Code:</i> New or Future

Proj Desc: The improvements to the Transportation Center are in preparation on future operations of the Altamont Corridor Express to Modesto.

The improvements focused on the interior/exterior part of the station and the Transportation Center grounds. They will also upgrade the facility to make it safer, comfortable, and a pleasant place for people to come and use various public transportation modes, including ACE. The City wants the Transportation Center to feel inviting,.

The improvements focused on improving safety and security at the Transportation Center and include lighting, cameras, and fencing. Another part of the safety improvements are giving the facility a face-lift, including paint, facility repairs, and better landscaping, which will also help promote a safer environment at the Transportation Center. The project list was developed in conjunction with AECOM, ACE, and StanCOG.

Proj Stat: LTF grants awarded and funds have been received to fund this project. Project is currently in design phase. Construction contract award pending Council authorization.,

Revenues	Budget	Actuals+Commit	Available	Prop. Inc./Dec. for 24-25	Bud + Prop. Incr/Decr	Avail.+ Prop. Incr/Decr	25-26	26-27	27-28	28-29	Total Budgeted up to 2029
42014 Intergov - Federal - Federal Transit Administration - Capital-related	1,014,188	971,423	42,765	0	1,014,188	42,765	0	0	0	0	1,014,188
42114 Intergov - State - SB1 - State of Good Repair	67,869	67,562	307	0	67,869	307	0	0	0	0	67,869
42119 Intergov - State - LTF - Capital Related - Regional Funds Claim	4,761,678	4,647,804	113,874	0	4,761,678	113,874	0	0	0	0	4,761,678
48010 Interest Revenue on Bank Accounts	0	32,336	-32,336	0	0	-32,336	0	0	0	0	0
48012 Change in Fair Market Value	0	0	0	0	0	0	0	0	0	0	0
Revenue Totals:	5,843,735	5,719,125	124,610	0	5,843,735	124,610	0	0	0	0	5,843,735

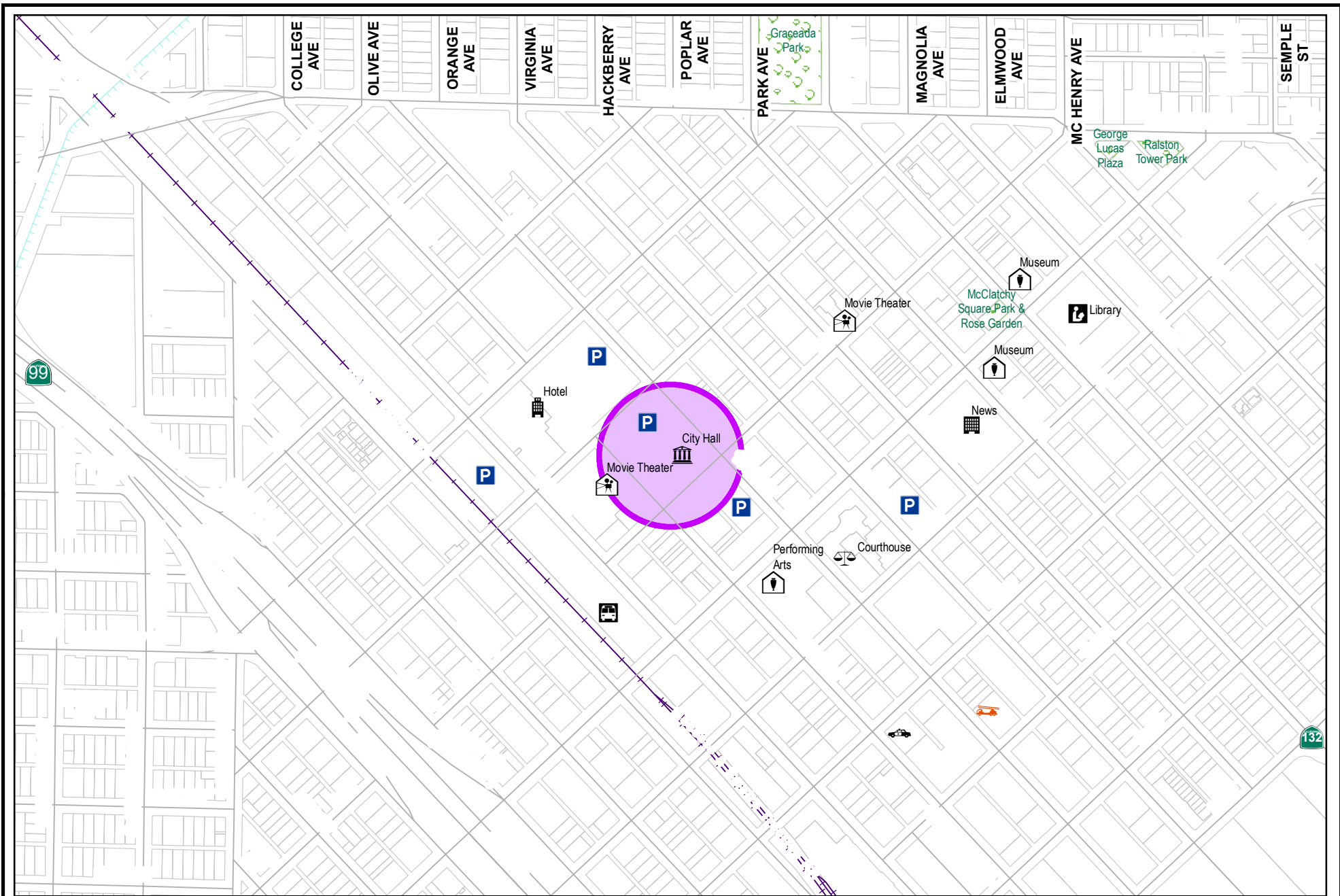
Expenditures	Budget	Actual+Commit	Available	Prop. Inc./Dec. for 24-25	Budget+Prop. Incr/Dec.	Avail.+Prop. Incr/Dec.	25-26	26-27	27-28	28-29	Total Budgeted up to 2029
CA Construction Admin	303,582	340,083	-36,501	0	303,582	-36,501	0	0	0	0	303,582
CON Construction	4,607,853	4,555,565	52,288	0	4,607,853	52,288	0	0	0	0	4,607,853
CTGY-CIP Contingency - CIP	477,277	477,277	0	0	477,277	0	0	0	0	0	477,277
EDA Eng/Design/Admin	455,023	454,661	362	0	455,023	362	0	0	0	0	455,023
Expenditure Totals:	5,843,735	5,827,586	16,149	0	5,843,735	16,149	0	0	0	0	5,843,735

Fund Balance Required	22	Budget+Prop. Incr/Dec.	Available+Prop. Incr/Dec.
------------------------------	----	------------------------	---------------------------

Capital Grants - CIP Projects-3140

0

-108,460



City of Modesto

Project #: 101462
 CED CALAPP+ Implementation



City of Modesto: 2025-29 Capital Improvement Program

CED CALAPP+ Implementation

101462
Capital Un-sponsored

<i>Cost Center:</i> 14999	<i>Category:</i> Miscellaneous	<i>Start Date:</i> 2023
<i>Hosting Fund:</i> Capital Grants - CIP Projects-3140	<i>Type Class:</i> Miscellaneous	<i>End Date:</i> 2030
<i>Element Listing:</i> Comm Dev	<i>Area:</i> Within City	<i>Status:</i> New
<i>Classification:</i> Improvements	<i>Manager:</i> Diaz, Oscar	<i>Const. Code:</i> New or Future

Proj Desc: Project is providing funding for the California Automated Permit Processing (CalAPP) Program grant from the California Energy Commission. The funding will be used to implement an online, automated permitting platform that assists in verifying code compliance and issuing permits in real time for solar energy systems.

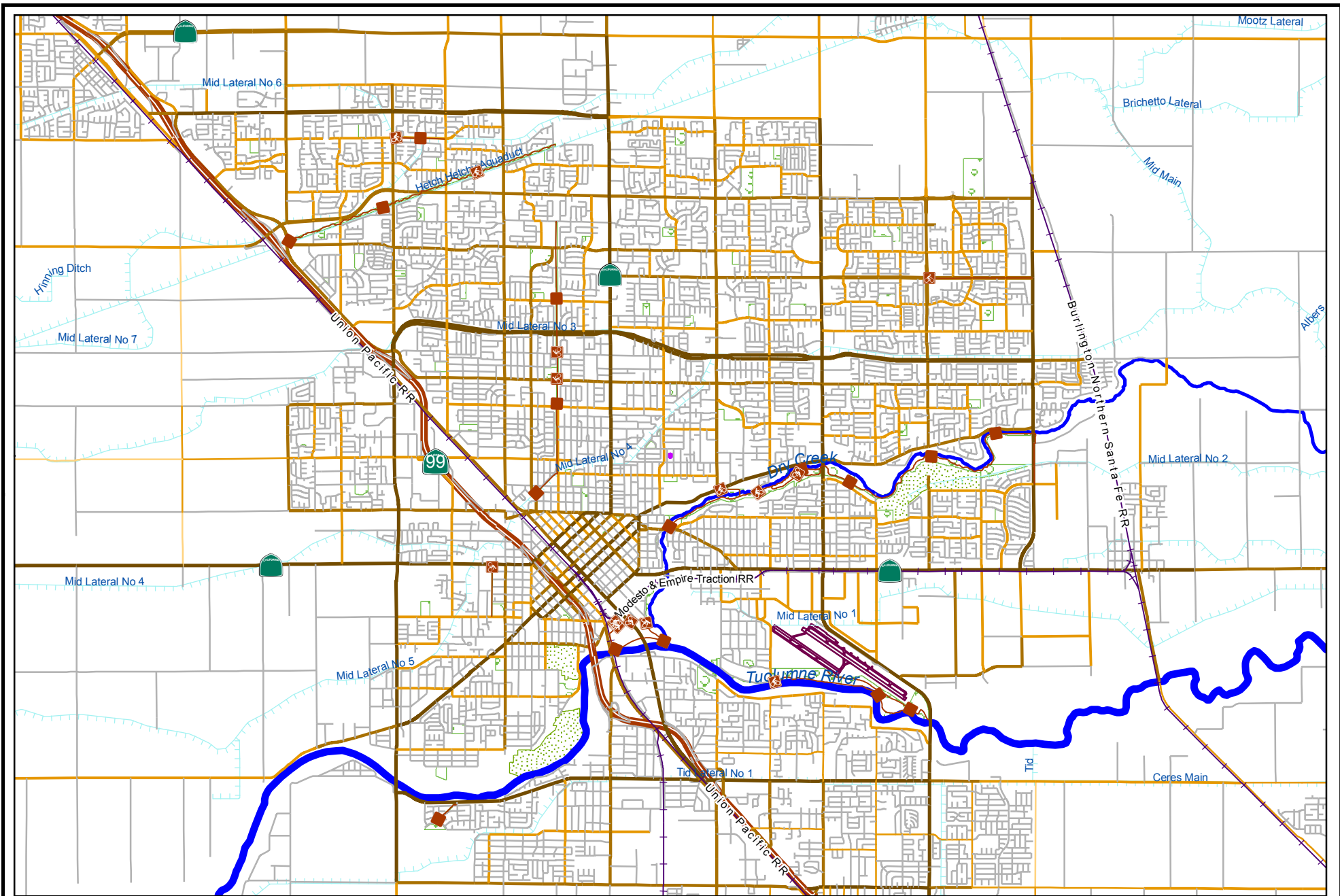
Proj Stat:

Revenues	Budget	Actuals+Commit	Available	Prop. Inc./Dec. for 24-25	Bud + Prop. Incr/Decr	Avail.+ Prop. Incr/Decr	25-26	26-27	27-28	28-29	Total Budgeted up to 2029
42214 Intergov - State - California Energy Commission	100,000	0	100,000	0	100,000	100,000	0	0	0	0	100,000
Revenue Totals:	100,000	0	100,000	0	100,000	100,000	0	0	0	0	100,000

Expenditures	Budget	Actual+Commit	Available	Prop. Inc./Dec. for 24-25	Budget+Prop. Inc./Dec.	Avail.+Prop. Inc./Dec.	25-26	26-27	27-28	28-29	Total Budgeted up to 2029
PD Project Development	100,000	1,501	98,499	0	100,000	98,499	0	0	0	0	100,000
Expenditure Totals:	100,000	1,501	98,499	0	100,000	98,499	0	0	0	0	100,000

Fund Balance Required	Budget+Prop. Inc./Dec.	Available+Prop. Inc./Dec.
Capital Grants - CIP Projects-3140	0	-1,501

Parking



City of Modesto

Project #: 101252

PW-Parking Enforcement Strategy Capital Plan



City of Modesto: 2025-29 Capital Improvement Program

PW - Parking Enforcement Strategy Capital Plan

101252
Capital Un-sponsored

<i>Cost Center:</i> 59999	<i>Category:</i> Parking	<i>Start Date:</i> 2020
<i>Hosting Fund:</i> Parking Fund-4000	<i>Type Class:</i> Infrastructure Preservation	<i>End Date:</i>
<i>Element Listing:</i> Comm Svcs & Fac	<i>Area:</i> Within City	<i>Status:</i> Future
<i>Classification:</i> Improvements	<i>Manager:</i> Eddington-Morrison, Patricia A	<i>Const. Code:</i> New or Future

Proj Desc: The project will be a phased approach to improve ingress/egress equipment within the City's parking garages to improve customer vehicular flow. Also these funds will be used to accomplish some of the deferred maintenance backlog including pavement repairs, lighting improvements, painting, joint seals, surveillance cameras, security improvements, etc.

Proj Stat:

Revenues	Budget	Actuals+Commit	Available	Prop. Inc./Dec. for 24-25	Bud + Prop. Incr/Decr	Avail.+ Prop. Incr/Decr	25-26	26-27	27-28	28-29	Total Budgeted up to 2029
60100 Transfer In from Fund 0100	1,027,084	0	1,027,084	0	1,027,084	1,027,084	0	0	0	0	1,027,084
Revenue Totals:	1,027,084	0	1,027,084	0	1,027,084	1,027,084	0	0	0	0	1,027,084

Expenditures	Budget	Actual+Commit	Available	Prop. Inc./Dec. for 24-25	Budget+Prop. Inc./Dec.	Avail.+Prop. Inc./Dec.	25-26	26-27	27-28	28-29	Total Budgeted up to 2029
CCF City Construct Force	19,906	0	19,906	0	19,906	19,906	0	0	0	0	19,906
EA Equip Acquisition	72,465	0	72,465	0	72,465	72,465	0	0	0	0	72,465
Expenditure Totals:	92,371	0	92,371	0	92,371	92,371	0	0	0	0	92,371

Fund Balance Required	Budget+Prop. Inc./Dec.	Available+Prop. Inc./Dec.
Parking Fund-4000	-934,713	-934,713

PARK SYSTEM

SYSTEM OVERVIEW

The City of Modesto's park system consists of roughly 1,246 acres of green space at 75 total parks. There are 2 Regional Parks, 8 Community Parks, 53 Neighborhood Parks, 12 Miscellaneous Parks and 9 trails. The recreation elements of our park system include playgrounds, restrooms, volleyball courts, basketball courts, baseball/softball fields, soccer fields, tennis courts, pickleball courts, horseshoe pits, splashpads, shade structures, parking lots, 1 wading pool and various other site amenities. In addition, the park system includes various other facilities that include 5 Community Centers, 4 Rental Facilities, 3 historic properties, 2 golf courses, 1 convention center and 1 minor league baseball stadium.

Over the past 15 years funding for maintenance of our park system was limited and resulted in an increase of deferred maintenance needs throughout the parks system. Efforts such as facility sponsorships, community-driven park improvements (Park Partners Program) and applying for grants have assisted with many deferred maintenance items in the past and will continue to be a priority in the future.

The passage of Measure H by Modesto voters in November 2022 and the American Rescue Plan Act (ARPA) funding the FY 2024-2025 CIP Budget significantly increased the funding available to address the estimated \$118.8 million of deferred maintenance. It is also important to note that Measure H will also result in an increase in preventative maintenance of the park system which will limit the growth of deferred maintenance in the park system.

A major goal of the CIP Budget is to fund ongoing development of new parks and trails for the full build out of the City of Modesto park system as the City grows.

BUDGET HIGHLIGHTS

This year's CIP budget includes twenty (20) major CIP projects including, the César E. Chávez Park Renovation, Dr. Martin Luther King Jr. Park Renovation, Virginia Corridor Phase 7, The Awesome Spot Playground, Carpenter Road Area Soccer Fields (Bellenita Park), Mary Grogan Community Park Phase 2, Tuolumne River Regional Park (TRRP) River Overlook, TRRP River Pavilion, two (2) TRRP Riverwalk Trail Sections, Dry Creek to TRRP Trail, TRRP Gateway Phase 3, Dryden Park Golf Course Clubhouse

Renovation and the Downey Park Shade Structure Replacement along with the design and construction of other miscellaneous park system improvements.

During the year, the department made exceptional progress on many CIPs, including the completion of TRRP Neece Drive Boat Ramp, and made substantial progress in the design phase of several other major CIP projects. One of the focuses of this CIP budget is to complete repairs for many deferred maintenance needs in the park system, resulting in a lower deferred maintenance need next year.

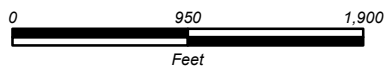
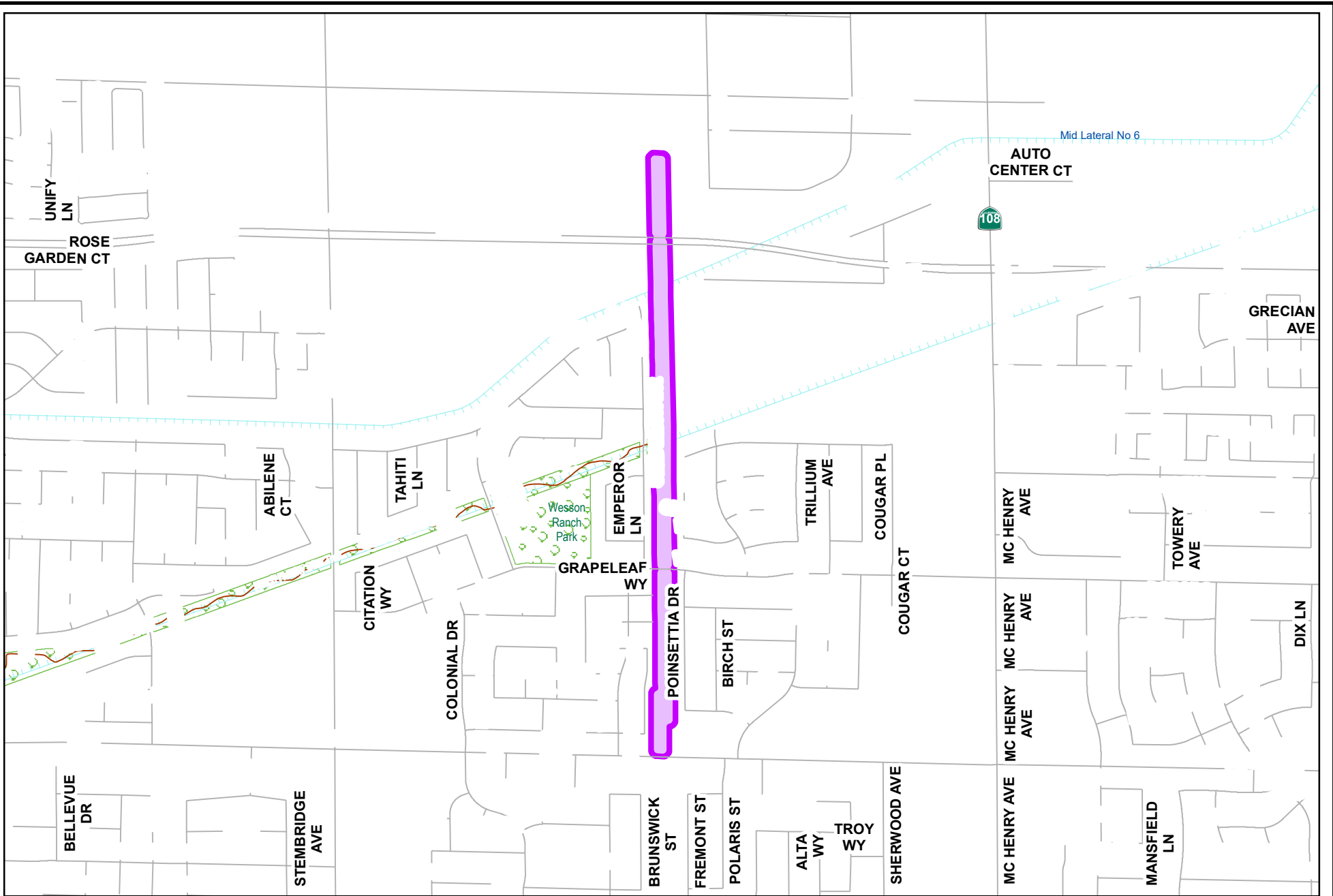
MAJOR ACCOMPLISHMENTS

- Partnered with neighbors at various parks to make improvements in the park system, such as the Enslin Park Playground Expansion, installation of new seating at the Mancini Bowl and the installation of Pickleball courts in Graceada Park.
- Assisted Public Works/CED staff with the design of landscape improvements for their various traffic related CIP projects.
- Awarded the Urban Drought Relief Grant for \$3.359 million; \$2,559,922 for the Park Turf Replacement Project and \$800,000 for the Turf Replacement Customer Rebate Program managed by the Utilities Department
- Completed Design Phase of the following projects:
 1. Virginia Corridor Phase 7
 2. Cesar Chavez Park Renovation
 3. Mary Grogan Community Park Phase 2
 4. Carpenter Road Area Soccer fields (Bellenita Park)
- Continued construction on The Awesome Spot Playground.
- Completed construction on the TRRP Neece Drive Boat Ramp, Graceada Park Pool Fencing and Phase 1 of Turf Reduction in our Park System.
- In addition, staff has complete more than 40 deferred/preventative maintenance projects this fiscal year.

POLICY ISSUES

The park system service as an integral component of the City's economic development plan. The Parks, Recreation and Neighborhoods Department will continue to work toward a sustainable and well-maintained park system that will encourage citizen usage and attract businesses to relocate to Modesto. Staff has prepared a multi-year deferred maintenance and preventative maintenance plan to significantly decrease the deferred maintenance needs in the park system. Future CIP budgets will focus on

addressing deferred maintenance, reducing reliance on potable water to irrigate City parks and improvement and expansion of the City's parks and trails to ensure that the park system is an economic development driver in Modesto.



City of Modesto

Project #: 100813

PRN - Virginia Corridor Phase 7 - Design



City of Modesto: 2025-29 Capital Improvement Program

**PRN - Virginia Corridor Phase 7 - Design-FHWA-CalTrans-CML-5059(216)-2015-20.205
HWY Planning and Con**

100813

Capital Un-sponsored

<i>Cost Center:</i> 39999	<i>Category:</i> Parks System	<i>Start Date:</i> 2014
<i>Hosting Fund:</i> Capital Grants - CIP Projects-3140	<i>Type Class:</i> Infrastructure Preservation	<i>End Date:</i>
<i>Element Listing:</i> Env Rsrcs & Opn Spcs	<i>Area:</i> Within City	<i>Status:</i> Active
<i>Classification:</i> Improvements	<i>Manager:</i> Houx, Nathan G	<i>Const. Code:</i> New or Future

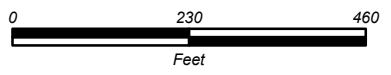
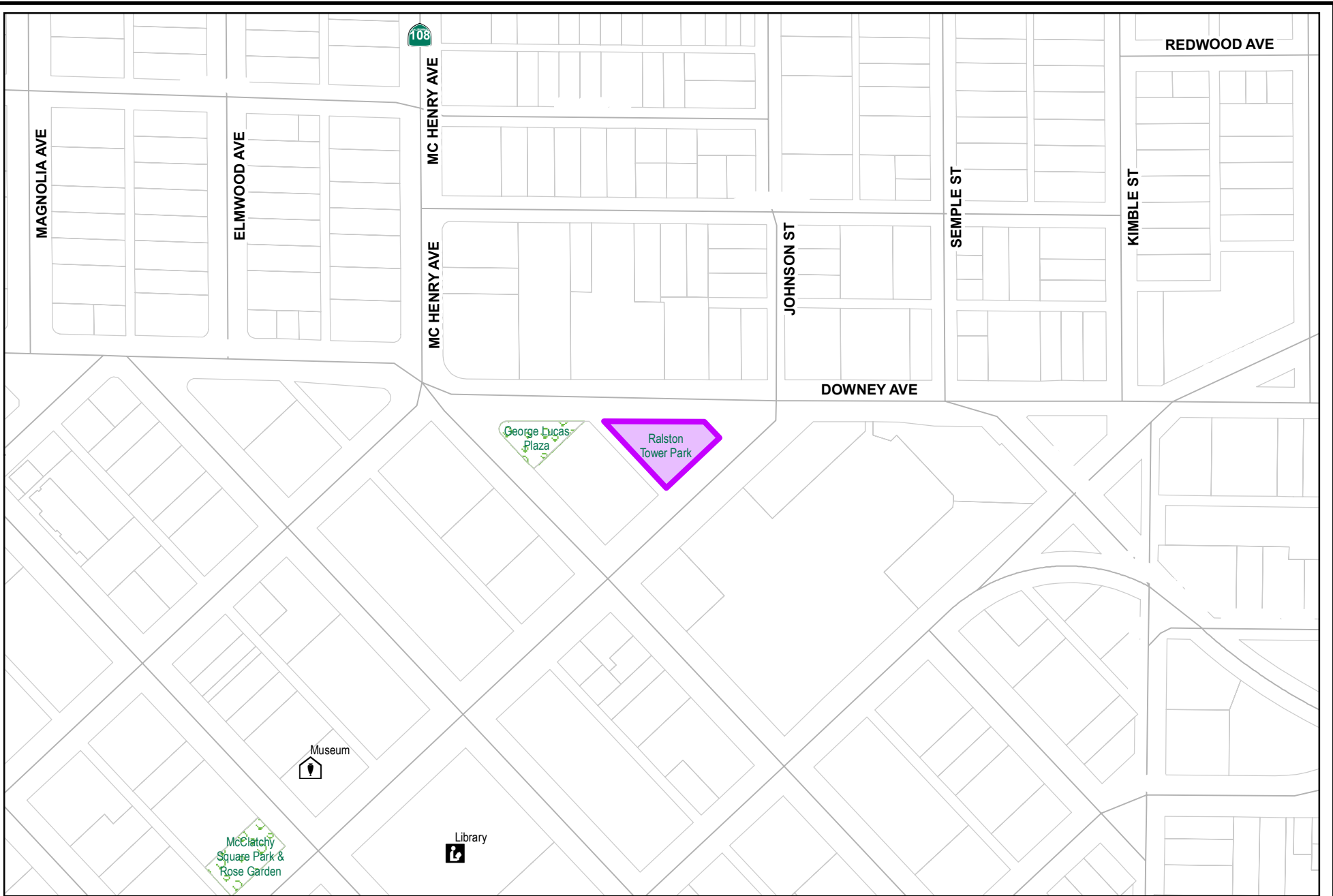
Proj Desc: This project is for the design and construction of the Virginia Corridor Phase 7 project which extends the Virginia Corridor from Woodrow Avenue, across Standiford Avenue and ultimately ends at the Hetch-Hetchy Right of Way just south of Pelandale Avenue.

Proj Stat: The design phase for this project is nearly complete. Construction is expected to start in summer 2024.

Revenues	Budget	Actuals+Commit	Available	Prop. Inc./Dec. for 24-25	Bud + Prop. Incr/Decr	Avail.+ Prop. Incr/Decr	25-26	26-27	27-28	28-29	Total Budgeted up to 2029
42110 Intergov - State - CA Department of Transportation	442,650	442,650	0	0	442,650	0	0	0	0	0	442,650
42201 Intergov - State - Natural Resources Agency	3,193,401	0	3,193,401	0	3,193,401	3,193,401	0	0	0	0	3,193,401
61520 Transfer In from Fund 1520	1,970,686	451,372	1,519,314	0	1,970,686	1,519,314	0	0	0	0	1,970,686
63432 Transfer In From Fund 3432	1,500,000	0	1,500,000	0	1,500,000	1,500,000	0	0	0	0	1,500,000
63460 Transfer In from Fund 3460	0	0	0	0	0	0	0	0	0	0	0
Revenue Totals:	7,106,737	894,022	6,212,715	0	7,106,737	6,212,715	0	0	0	0	8,133,821

Expenditures	Budget	Actual+Commit	Available	Prop. Inc./Dec. for 24-25	Budget+Prop. Inc./Dec.	Avail.+Prop. Inc./Dec.	25-26	26-27	27-28	28-29	Total Budgeted up to 2029
CA Construction Admin	450,000	1,959	448,041	0	450,000	448,041	0	0	0	0	450,000
CON Construction	5,431,737	237,315	5,194,422	0	5,431,737	5,194,422	0	0	0	0	5,431,737
CTGY-CIP Contingency - CIP	450,000	0	450,000	0	450,000	450,000	0	0	0	0	450,000
EDA Eng/Design/Admin	775,000	684,812	90,188	0	775,000	90,188	0	0	0	0	775,000
Expenditure Totals:	7,106,737	924,087	6,182,650	0	7,106,737	6,182,650	0	0	0	0	7,106,737

Fund Balance Required	Budget+Prop. Inc./Dec.	Available+Prop. Inc./Dec.
Capital Grants - CIP Projects-3140	0	-30,065



City of Modesto

Project #: 100866
 PRN - Senior Playground 2014



City of Modesto: 2025-29 Capital Improvement Program

PRN - Senior Playground 2014

100866
Capital Un-sponsored

<i>Cost Center:</i> 39999	<i>Category:</i> Miscellaneous	<i>Start Date:</i> 2014
<i>Hosting Fund:</i> Capital Grants - HUD CIP Projects-3170	<i>Type Class:</i> Miscellaneous	<i>End Date:</i> 2024
<i>Element Listing:</i> Comm Dev	<i>Area:</i> Within City	<i>Status:</i> New
<i>Classification:</i> Improvements	<i>Manager:</i> Houx, Nathan G	<i>Const. Code:</i> New or Future

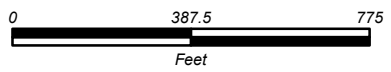
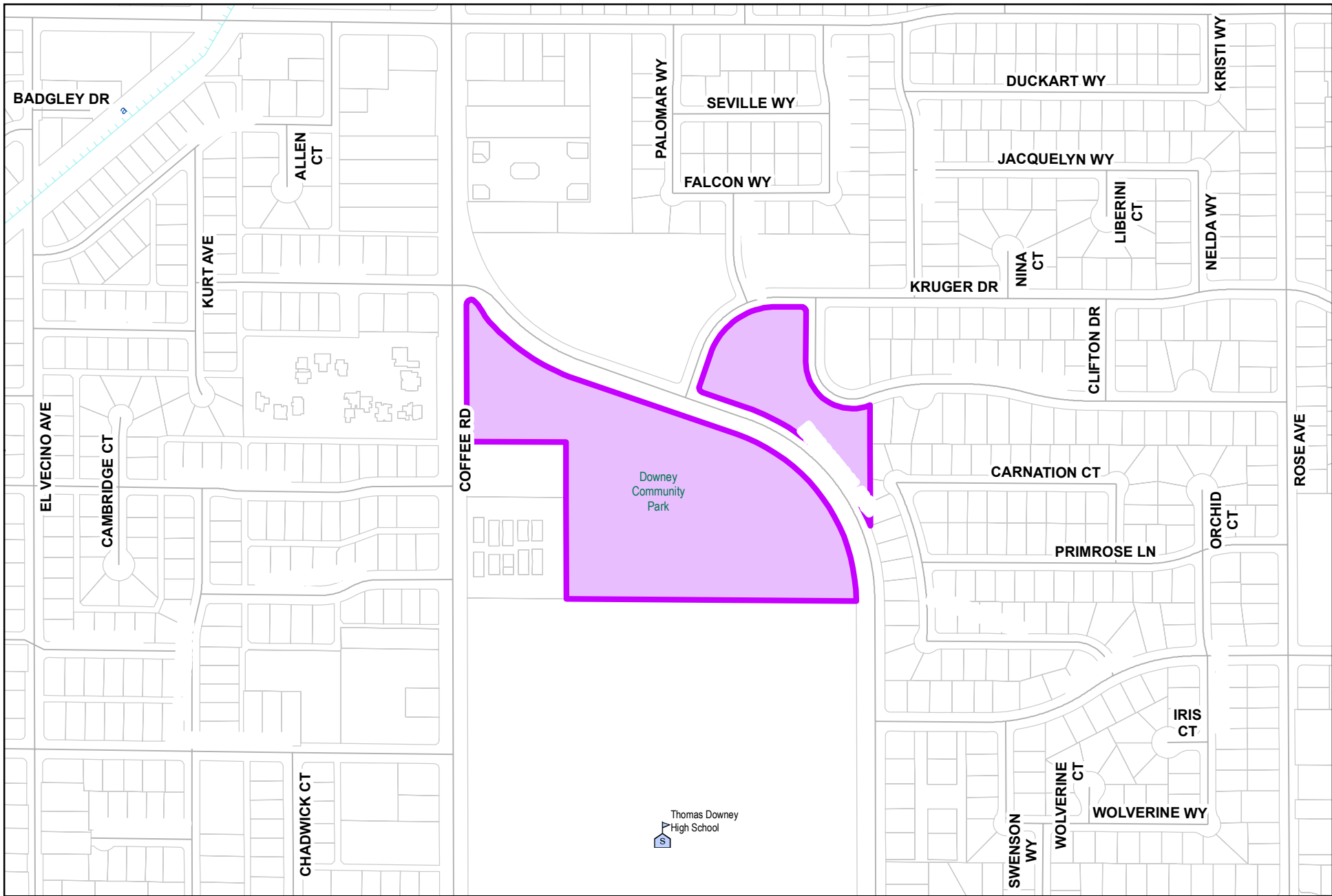
Proj Desc: Project will renovated Ralston Tower Park into a senior oriented park with senior playground/fitness equipment, outdoor plaza, sport courts, covered assembly area, landscaping, irrigation, sidewalks, lighting, fencing and security cameras.

Proj Stat: Project design began in early 2017 and is completed. Construction is complete

Revenues	Budget	Actuals+Commit	Available	Prop. Inc./Dec. for 24-25	Bud + Prop. Incr/Decr	Avail.+ Prop. Incr/Decr	25-26	26-27	27-28	28-29	Total Budgeted up to 2029
42165 Intergov - State - Land and Water Conservation	550,000	0	550,000	0	550,000	550,000	0	0	0	0	550,000
61130 Transfer In from Fund 1130	705,000	698,010	6,990	0	705,000	6,990	0	0	0	0	705,000
Revenue Totals:	1,255,000	698,010	556,990	0	1,255,000	556,990	0	0	0	0	1,255,000

Expenditures	Budget	Actual+Commit	Available	Prop. Inc./Dec. for 24-25	Budget+Prop. Inc./Dec.	Avail.+Prop. Inc./Dec.	25-26	26-27	27-28	28-29	Total Budgeted up to 2029
CA Construction Admin	118,710	128,359	-9,649	0	118,710	-9,649	0	0	0	0	118,710
CON Construction	957,105	949,176	7,929	0	957,105	7,929	0	0	0	0	957,105
CTGY-CIP Contingency - CIP	64,100	62,737	1,363	0	64,100	1,363	0	0	0	0	64,100
EDA Eng/Design/Admin	81,385	81,874	-489	0	81,385	-489	0	0	0	0	81,385
EDA-CDBG AD 1253 Eng/Design/Admin	33,700	33,686	14	0	33,700	14	0	0	0	0	33,700
Expenditure Totals:	1,255,000	1,255,833	-833	0	1,255,000	-833	0	0	0	0	1,255,000

Fund Balance Required	Budget+Prop. Inc./Dec.	Available+Prop. Inc./Dec.
Capital Grants - HUD CIP Projects-3170	0	-557,823



City of Modesto

Project #: 100922

PRN - Downey Shade Structure Replacement



City of Modesto: 2025-29 Capital Improvement Program

CED - Downey Shade Structure Replacement

100922

Capital Un-sponsored

<i>Cost Center:</i> 14999	<i>Category:</i> Parks System	<i>Start Date:</i> 2016
<i>Hosting Fund:</i> Parks Fund-3130	<i>Type Class:</i> General Improvements	<i>End Date:</i> 2025
<i>Element Listing:</i> Comm Dev	<i>Area:</i> Within City	<i>Status:</i> Active
<i>Classification:</i> Replacement	<i>Manager:</i> Houx, Nathan G	<i>Const. Code:</i> New or Future

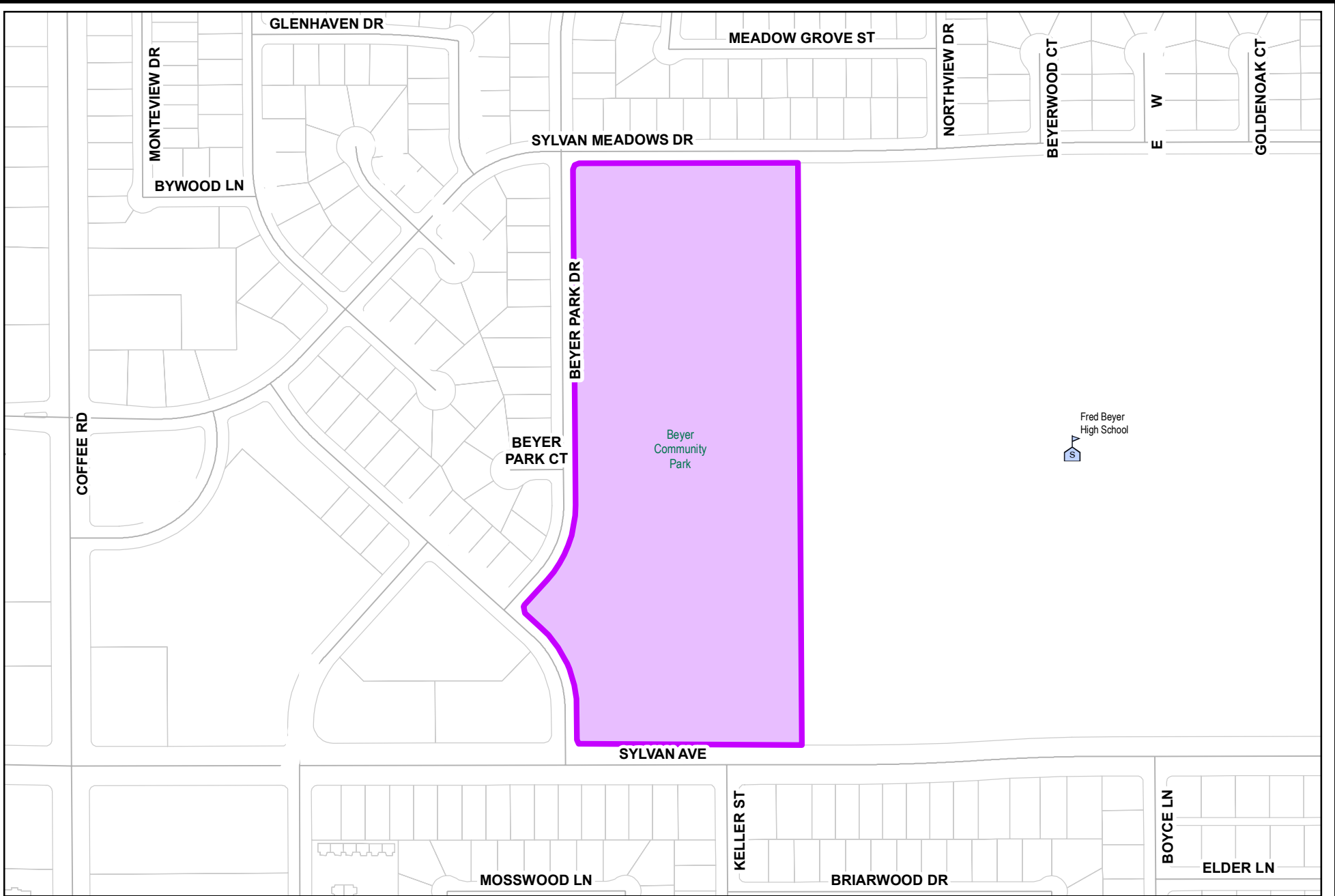
Proj Desc: This project will demolish the existing shade structure at Downey Park and construct a replacement shade structure in its place. The project will include the following tasks; demolition of concrete pad & wood shade structure; construction of new concrete surface area as well as a new, metal shade structure. Site amenities may include the installation of additional picnic tables as well as safety lighting.

Proj Stat: Project is expected to rebid in spring 2024.

Revenues	Budget	Actuals+Commit	Available	Prop. Inc./Dec. for 24-25	Bud + Prop. Incr/Decr	Avail. + Prop. Incr/Decr	25-26	26-27	27-28	28-29	Total Budgeted up to 2029
42213 Intergov - State - California State Parks	100,000	0	100,000	0	100,000	100,000	0	0	0	0	100,000
65800 Transfer In from Fund 5800	200,000	200,000	0	0	200,000	0	0	0	0	0	200,000
Revenue Totals:	300,000	200,000	100,000	0	300,000	100,000	0	0	0	0	300,000

Expenditures	Budget	Actual+Commit	Available	Prop. Inc./Dec. for 24-25	Budget+Prop. Inc./Dec.	Avail.+Prop. Inc./Dec.	25-26	26-27	27-28	28-29	Total Budgeted up to 2029
CA Construction Admin	26,200	0	26,200	0	26,200	26,200	0	0	0	0	26,200
CON Construction	262,000	0	262,000	0	262,000	262,000	0	0	0	0	262,000
CTGY-CIP Contingency - CIP	26,200	0	26,200	0	26,200	26,200	0	0	0	0	26,200
EDA Eng/Design/Admin	35,600	31,028	4,572	0	35,600	4,572	0	0	0	0	35,600
Expenditure Totals:	350,000	31,028	318,972	0	350,000	318,972	0	0	0	0	350,000

Fund Balance Required	Budget+Prop. Inc./Dec.	Available+Prop. Inc./Dec.
Parks Fund-3130	50,000	218,972



City of Modesto

Project #: 100984

PRN - Awesome Spot Playground at Beyer Park



City of Modesto: 2025-29 Capital Improvement Program

PRN - Awesome Spot Playground at Beyer Park

100984

Capital Un-sponsored

<i>Cost Center:</i> 39999	<i>Category:</i> Parks System	<i>Start Date:</i> 2016
<i>Hosting Fund:</i> Parks Fund-3130	<i>Type Class:</i> Miscellaneous	<i>End Date:</i> 2025
<i>Element Listing:</i> Comm Svcs & Fac	<i>Area:</i> Within City	<i>Status:</i> New
<i>Classification:</i> Replacement	<i>Manager:</i> Houx, Nathan G	<i>Const. Code:</i> New or Future

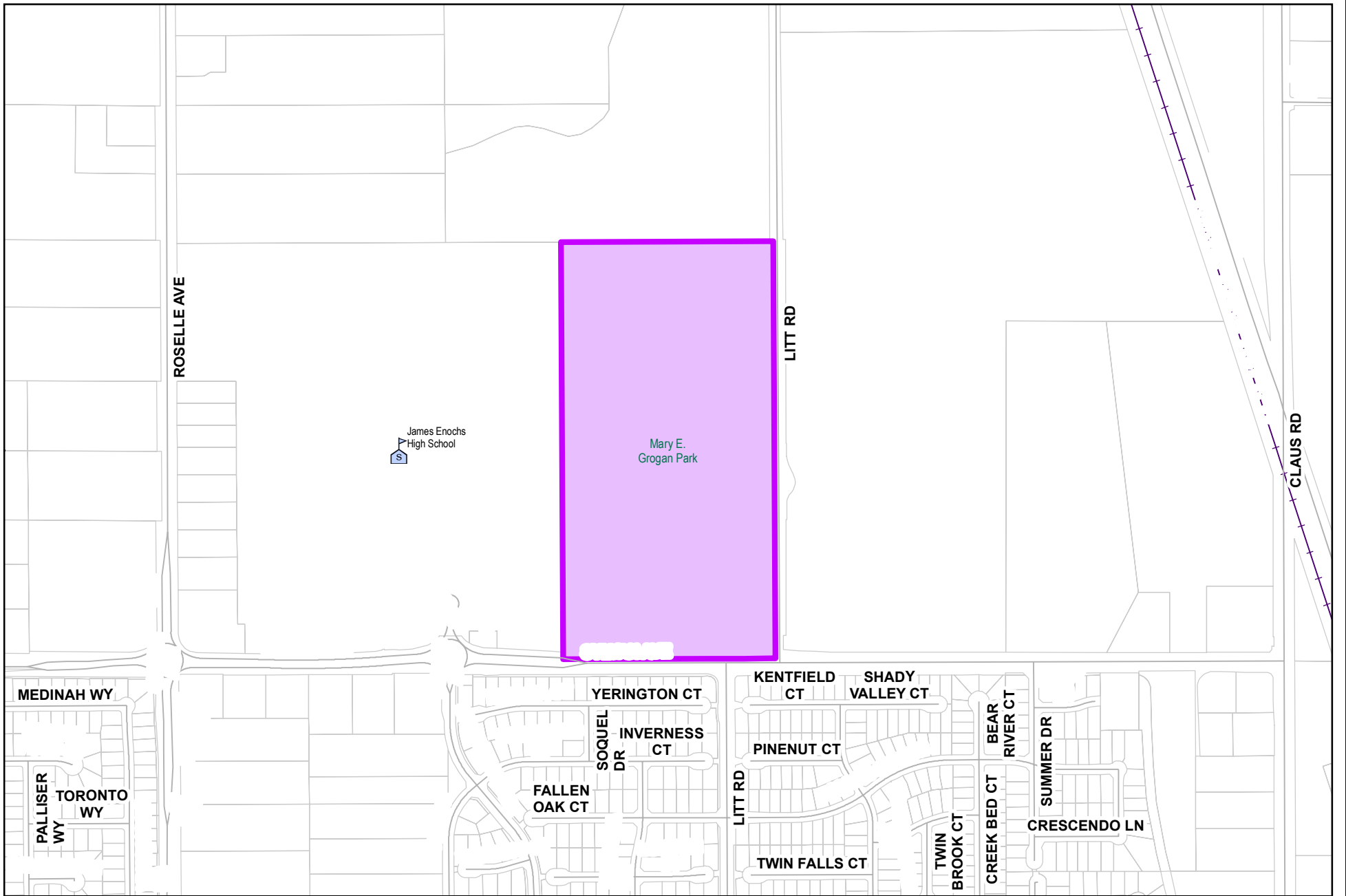
Proj Desc: The project will design and construct an inclusive playground at Beyer Community Park. The project will likely have grant funds and donated revenue.

Proj Stat: Construction for this project began in July 2023. Completion of construction is anticipated by the end of 2024.

Revenues	Budget	Actuals+Commit	Available	Prop. Inc./Dec. for 24-25	Bud + Prop. Incr/Decr	Avail.+ Prop. Incr/Decr	25-26	26-27	27-28	28-29	Total Budgeted up to 2029
42201 Intergov - State - Natural Resources Agency	400,000	0	400,000	0	400,000	400,000	0	0	0	0	400,000
47031 Miscellaneous Donations/Contribution - Non- Intergov	8,250	8,250	0	0	8,250	0	0	0	0	0	8,250
60100 Transfer In from Fund 0100	77,763	0	77,763	0	77,763	77,763	0	0	0	0	77,763
61390 Transfer In From Fund 1390	500,000	194,073	305,927	0	500,000	305,927	0	0	0	0	500,000
Revenue Totals:	986,013	202,323	783,690	0	986,013	783,690	0	0	0	0	986,013

Expenditures	Budget	Actual+Commit	Available	Prop. Inc./Dec. for 24-25	Budget+Prop. Inc./Dec.	Avail.+Prop. Inc./Dec.	25-26	26-27	27-28	28-29	Total Budgeted up to 2029
CON Construction	174,013	49,728	124,285	0	174,013	124,285	0	0	0	0	174,013
CON-ARPA EC2.22 Construction	500,000	598,953	-98,953	0	500,000	-98,953	0	0	0	0	500,000
CON-State Grant	400,000	0	400,000	0	400,000	400,000	0	0	0	0	400,000
EDA Eng/Design/Admin	19,000	18,442	558	0	19,000	558	0	0	0	0	19,000
Expenditure Totals:	1,093,013	667,123	425,890	0	1,093,013	425,890	0	0	0	0	1,093,013

Fund Balance Required	Budget+Prop. Inc./Dec.	Available+Prop. Inc./Dec.
Parks Fund-3130	107,000	-357,800



City of Modesto

Project #: 101017

PRN - Mary E. Grogan Community Park - Phase 2



City of Modesto: 2025-29 Capital Improvement Program

PRN - Mary E. Grogan Community Park - Phase 2

101017

Capital Un-sponsored

<i>Cost Center:</i> 39999	<i>Category:</i> Parks System	<i>Start Date:</i> 2017
<i>Hosting Fund:</i> Parks Capital Facility Fee Fund-3460	<i>Type Class:</i> CFF Construction	<i>End Date:</i> 2026
<i>Element Listing:</i> Comm Svcs & Fac	<i>Area:</i> Village One	<i>Status:</i> New
<i>Classification:</i> Improvements	<i>Manager:</i> Houx, Nathan G	<i>Const. Code:</i> New or Future

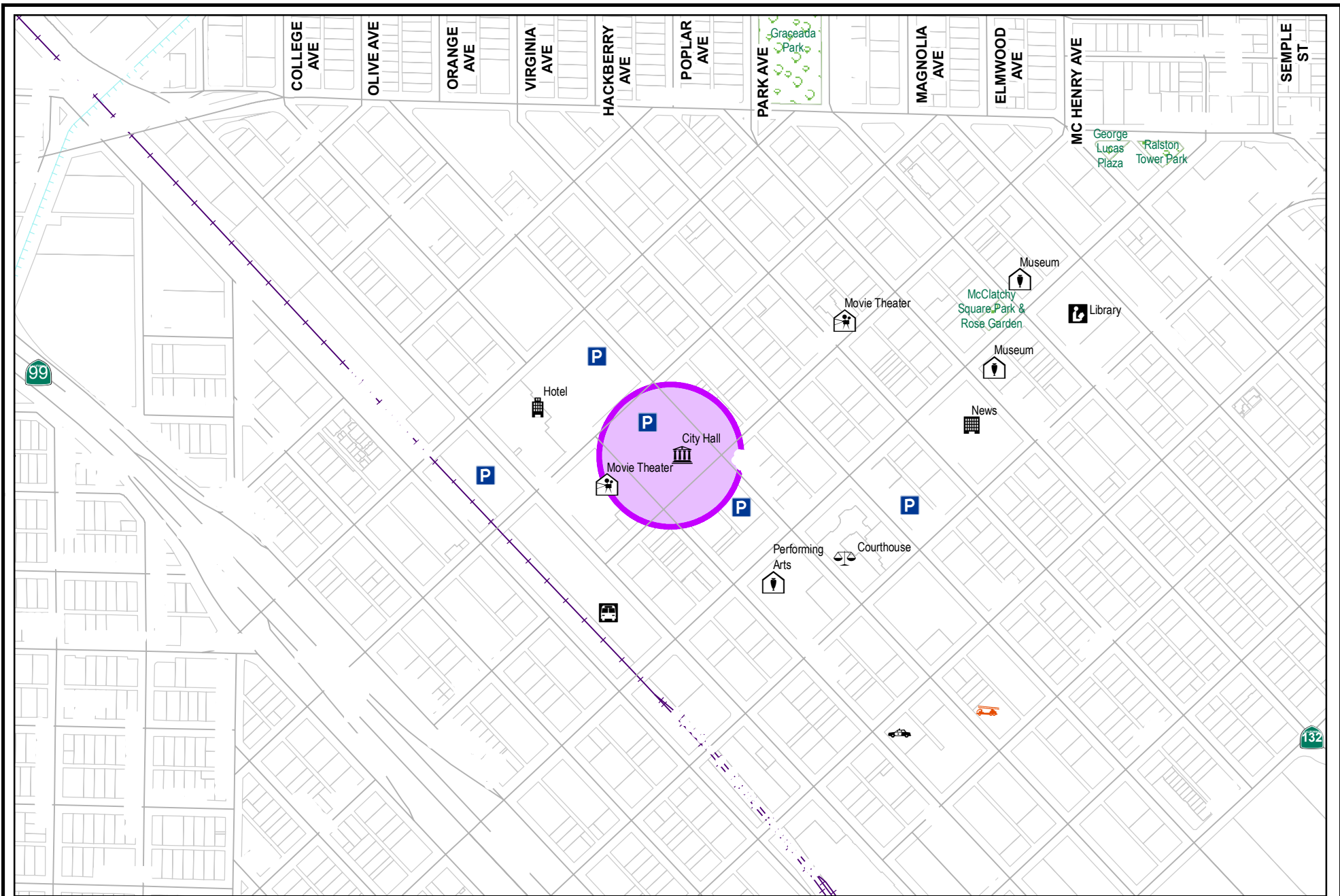
Proj Desc: The project is comprised of the design, bidding and construction of Phase 2 of Mary E. Grogan Community Park. The project will include completion of the rest of the community park portion of the project which will include grading, drainage, irrigation, landscaping, sidewalks, play area, shade structure, drinking fountains, picnic tables, benches, security lighting and other park amenities.

Proj Stat: This project is in the design phase. Construction is expected to begin in 2024.

Revenues	Budget	Actuals+Commit	Available	Prop. Inc./Dec. for 24-25	Bud + Prop. Incr/Decr	Avail. + Prop. Incr/Decr	25-26	26-27	27-28	28-29	Total Budgeted up to 2029
63432 Transfer In From Fund 3432	1,000,000	0	1,000,000	0	1,000,000	1,000,000	0	0	0	0	1,000,000
Revenue Totals:	1,000,000	0	1,000,000	0	1,000,000	1,000,000	0	0	0	0	1,000,000

Expenditures	Budget	Actual+Commit	Available	Prop. Inc./Dec. for 24-25	Budget+Prop. Inc./Dec.	Avail.+Prop. Inc./Dec.	25-26	26-27	27-28	28-29	Total Budgeted up to 2029
CA Construction Admin	250,000	330	249,670	0	250,000	249,670	0	0	0	0	250,000
CON Construction	3,099,300	0	3,099,300	0	3,099,300	3,099,300	0	0	0	0	3,099,300
CTGY-CIP Contingency - CIP	250,000	0	250,000	0	250,000	250,000	0	0	0	0	250,000
EDA Eng/Design/Admin	364,288	310,717	53,571	0	364,288	53,571	0	0	0	0	364,288
Expenditure Totals:	3,963,588	311,047	3,652,541	0	3,963,588	3,652,541	0	0	0	0	3,963,588

Fund Balance Required	Budget+Prop. Inc./Dec.	Available+Prop. Inc./Dec.
Parks Capital Facility Fee Fund-3460	2,963,588	2,652,541



City of Modesto

Project #: 101051

PRN - PerfectMind Rec Software



City of Modesto: 2025-29 Capital Improvement Program

PRN - PerfectMind Rec Software

101051
Capital Un-sponsored

<i>Cost Center:</i> 39999	<i>Category:</i> Parks System	<i>Start Date:</i> 2017
<i>Hosting Fund:</i> Parks Fund-3130	<i>Type Class:</i> Information Technology	<i>End Date:</i> 2024
<i>Element Listing:</i> Comm Dev	<i>Area:</i> Within City	<i>Status:</i> Active
<i>Classification:</i> Replacement	<i>Manager:</i> Paladini, David J	<i>Const. Code:</i> New or Future

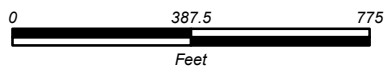
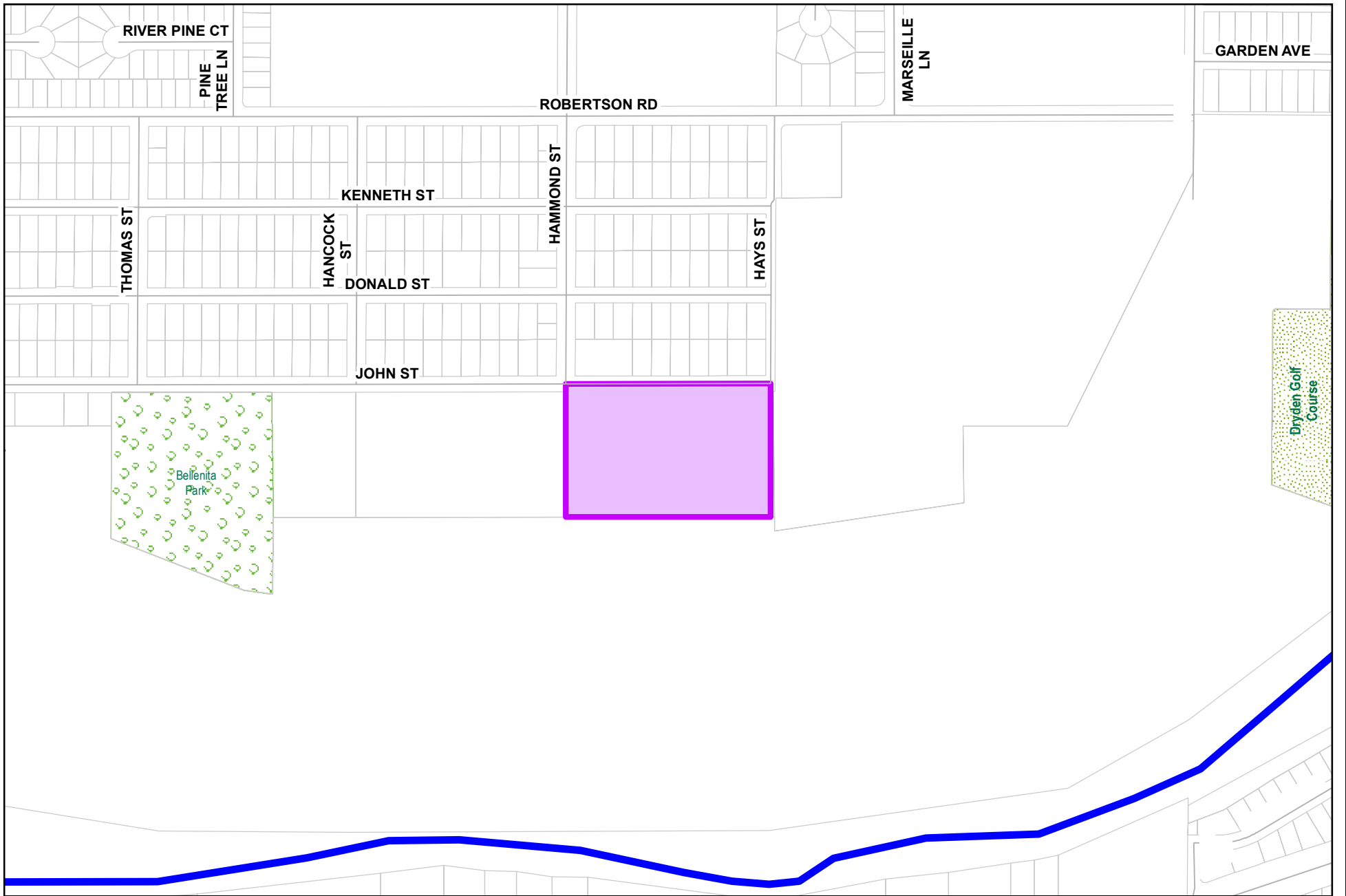
Proj Desc:

Proj Stat:

Revenues	Budget	Actuals+Commit	Available	Prop. Inc./Dec. for 24-25	Bud + Prop. Incr/Decr	Avail.+ Prop. Incr/Decr	25-26	26-27	27-28	28-29	Total Budgeted up to 2029
60100 Transfer In from Fund 0100	70,000	70,000	0	0	70,000	0	0	0	0	0	70,000
Revenue Totals:	70,000	70,000	0	0	70,000	0	0	0	0	0	70,000

Expenditures	Budget	Actual+Commit	Available	Prop. Inc./Dec. for 24-25	Budget+Prop. Inc./Dec.	Avail.+Prop. Inc./Dec.	25-26	26-27	27-28	28-29	Total Budgeted up to 2029
CC Consultant Charges	43,785	43,785	0	0	43,785	0	0	0	0	0	43,785
OC Other Cost - CIP	26,215	27,387	-1,172	0	26,215	-1,172	0	0	0	0	26,215
Expenditure Totals:	70,000	71,172	-1,172	0	70,000	-1,172	0	0	0	0	70,000

Fund Balance Required	Budget+Prop. Inc./Dec.	Available+Prop. Inc./Dec.
Parks Fund-3130	0	-1,172



City of Modesto

Project #: 101061

PRN - TRRP Carpenter Road Area Soccer Complex



City of Modesto: 2025-29 Capital Improvement Program

PRN - TRRP Carpenter Road Area Soccer Complex

101061

Capital Un-sponsored

<i>Cost Center:</i> 89999	<i>Category:</i> Parks System	<i>Start Date:</i> 2017
<i>Hosting Fund:</i> JPA - TRRP Special Revenue Fund - CIP-6710	<i>Type Class:</i> General Improvements	<i>End Date:</i>
<i>Element Listing:</i> Env Rsrcs & Opn Spcs	<i>Area:</i> Within City	<i>Status:</i> Active
<i>Classification:</i> Improvements	<i>Manager:</i> Houx, Nathan G	<i>Const. Code:</i> New or Future

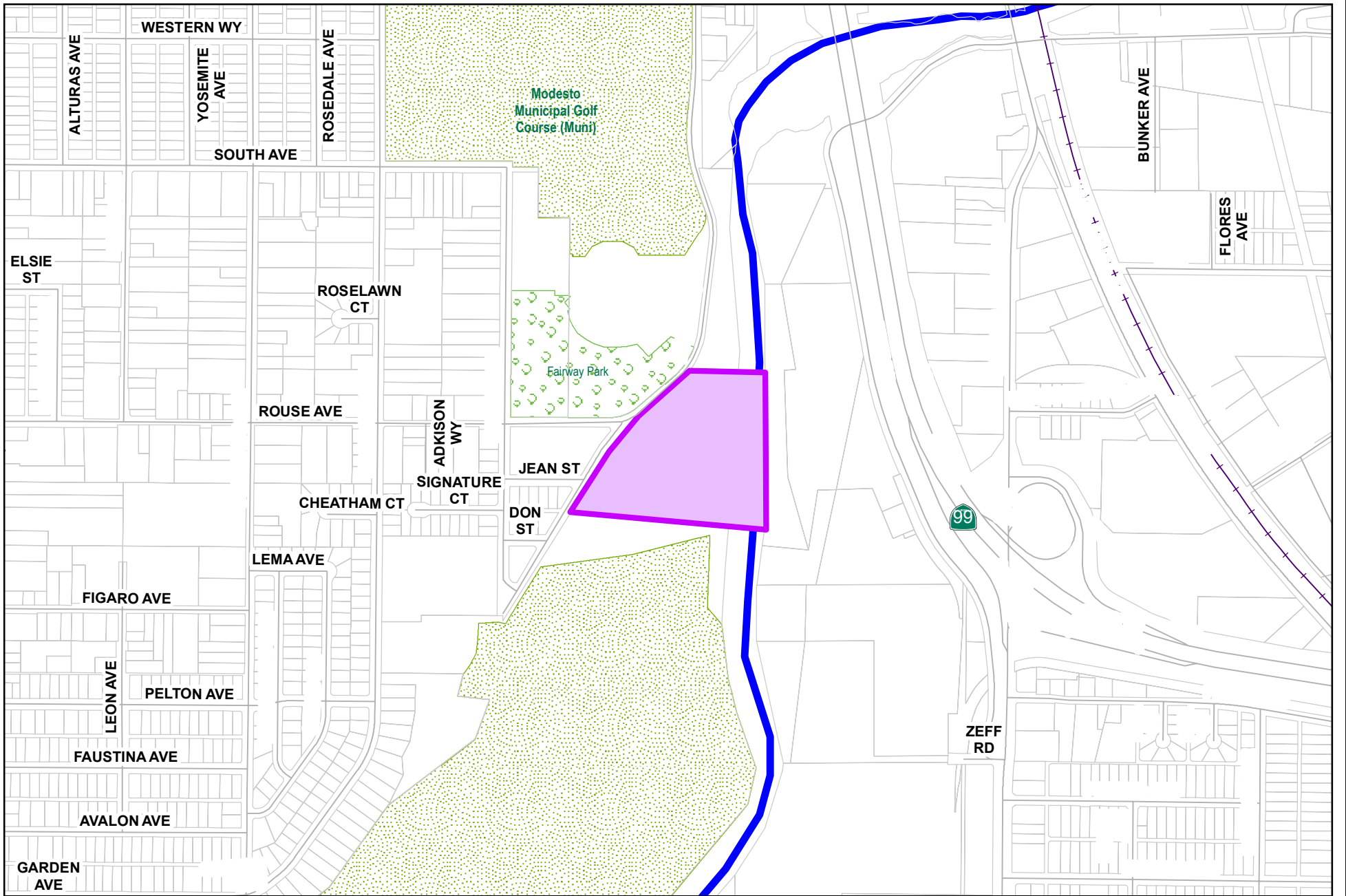
Proj Desc: This project will fund the design, bidding and development of two soccer fields, parking lot, security lighting, fencing, landscape and irrigation at the Carpenter Road Area Soccer Complex to the east of Bellenita park and Northwest of the Sutter Primary Treatment Plant.

Proj Stat: Construction is expected to begin in 2024.

Revenues	Budget	Actuals+Commit	Available	Prop. Inc./Dec. for 24-25	Bud + Prop. Incr/Decr	Avail.+ Prop. Incr/Decr	25-26	26-27	27-28	28-29	Total Budgeted up to 2029
42201 Intergov - State - Natural Resources Agency	0	0	0	0	0	0	0	0	0	0	0
42213 Intergov - State - California State Parks	1,000,000	0	1,000,000	0	1,000,000	1,000,000	0	0	0	0	1,000,000
63130 Transfer In from Fund 3130	35,000	35,000	0	0	35,000	0	0	0	0	0	35,000
63432 Transfer In From Fund 3432	140,000	0	140,000	0	140,000	140,000	0	0	0	0	140,000
Revenue Totals:	1,175,000	35,000	1,140,000	0	1,175,000	1,140,000	0	0	0	0	1,245,000

Expenditures	Budget	Actual+Commit	Available	Prop. Inc./Dec. for 24-25	Budget+Prop. Inc./Dec.	Avail.+Prop. Inc./Dec.	25-26	26-27	27-28	28-29	Total Budgeted up to 2029
CA Construction Admin	132,161	60,620	71,541	0	132,161	71,541	0	0	0	0	132,161
CON Construction	1,321,611	1,321,610	1	0	1,321,611	1	0	0	0	0	1,321,611
CTGY-CIP Contingency - CIP	132,161	19,847	112,314	0	132,161	112,314	0	0	0	0	132,161
EDA Eng/Design/Admin	80,544	16,908	63,636	0	80,544	63,636	0	0	0	0	80,544
ENV CIP - Environmental	8,523	8,523	0	0	8,523	0	0	0	0	0	8,523
Expenditure Totals:	1,675,000	1,427,508	247,492	0	1,675,000	247,492	0	0	0	0	1,675,000

Fund Balance Required	Budget+Prop. Inc./Dec.	Available+Prop. Inc./Dec.
JPA - TRRP Special Revenue Fund - CIP-6710	500,000	-892,508



City of Modesto

Project #: 101071

PRN - TRRP Neece Drive Boat Launch



City of Modesto: 2025-29 Capital Improvement Program

PRN - TRRP Neece Drive Boat Launch

101071
Capital Un-sponsored

<i>Cost Center:</i> 89999	<i>Category:</i> Parks System	<i>Start Date:</i> 2018
<i>Hosting Fund:</i> JPA - TRRP Special Revenue Fund - CIP-6710	<i>Type Class:</i> General Improvements	<i>End Date:</i> 2024
<i>Element Listing:</i> Env Rsrcs & Opn Spcs	<i>Area:</i> Within City	<i>Status:</i> New
<i>Classification:</i> Improvements	<i>Manager:</i> Houx, Nathan G	<i>Const. Code:</i> New or Future

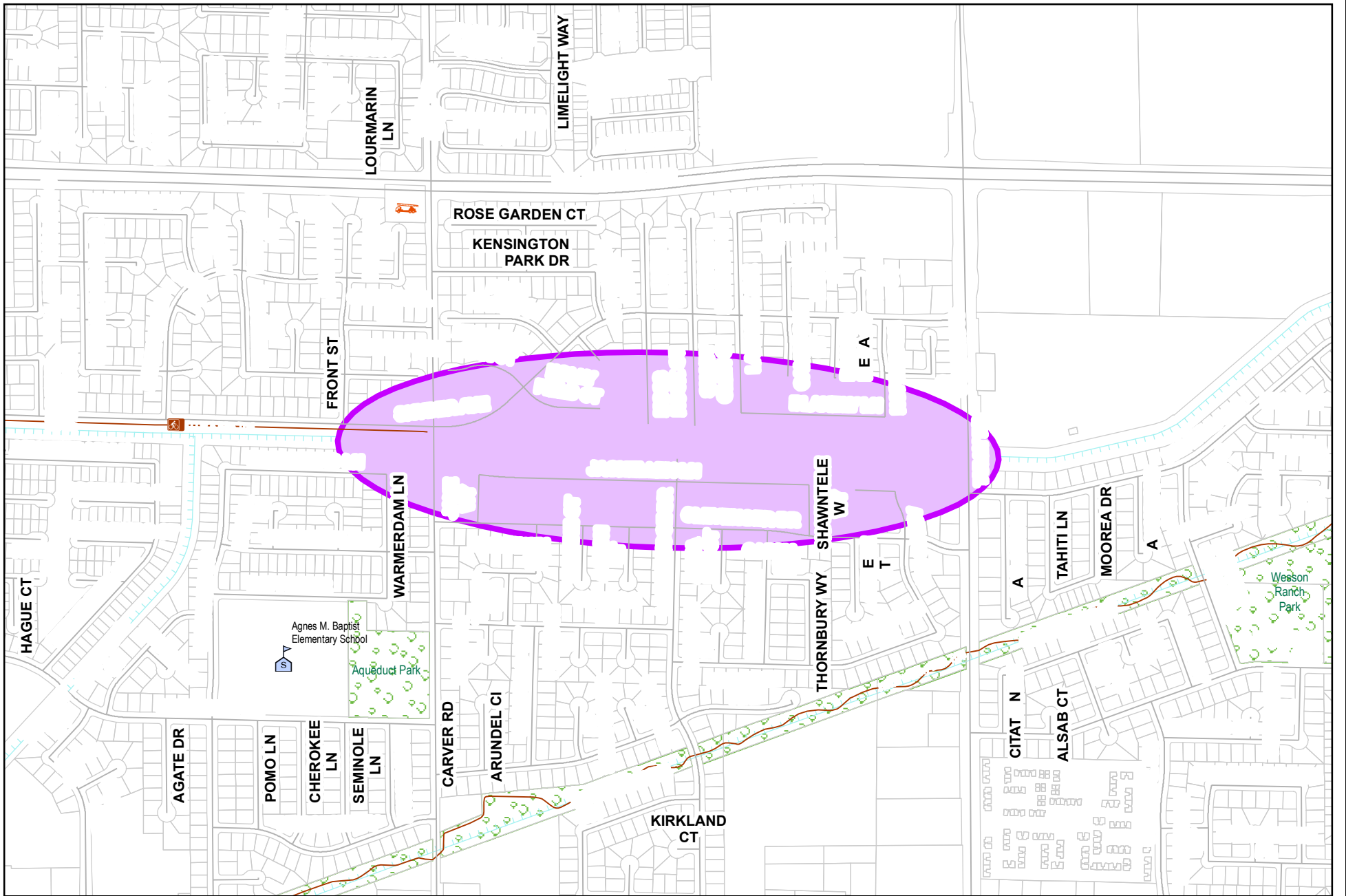
Proj Desc: This project will fund the design, permitting, bidding and development of a non-motorized boat launch, concrete pathways, parking area, security lighting, post and cable fencing and landscaping at the TRRP Neece Drive Boat Launch located along Neece Drive north of Dryden Golf Course.

Proj Stat: Construction began in summer 2023, and will be complete in 2024.

Revenues	Budget	Actuals+Commit	Available	Prop. Inc./Dec. for 24-25	Bud + Prop. Incr/Decr	Avail.+ Prop. Incr/Decr	25-26	26-27	27-28	28-29	Total Budgeted up to 2029
42201 Intergov - State - Natural Resources Agency	780,000	97,242	682,758	0	780,000	682,758	0	0	0	0	780,000
63432 Transfer In From Fund 3432	800,000	0	800,000	0	800,000	800,000	0	0	0	0	800,000
Revenue Totals:	1,580,000	97,242	1,482,758	0	1,580,000	1,482,758	0	0	0	0	1,580,000

Expenditures	Budget	Actual+Commit	Available	Prop. Inc./Dec. for 24-25	Budget+Prop. Inc./Dec.	Avail.+Prop. Inc./Dec.	25-26	26-27	27-28	28-29	Total Budgeted up to 2029
CA Construction Admin	132,716	114,852	17,864	0	132,716	17,864	0	0	0	0	132,716
CON Construction	1,758,955	1,658,955	100,000	0	1,758,955	100,000	0	0	0	0	1,758,955
CTGY-CIP Contingency - CIP	136,206	0	136,206	0	136,206	136,206	0	0	0	0	136,206
EDA Eng/Design/Admin	251,613	251,183	430	0	251,613	430	0	0	0	0	251,613
ENV CIP - Environmental	65,510	65,510	0	0	65,510	0	0	0	0	0	65,510
Expenditure Totals:	2,345,000	2,090,500	254,500	0	2,345,000	254,500	0	0	0	0	2,345,000

Fund Balance Required	Budget+Prop. Inc./Dec.	Available+Prop. Inc./Dec.
JPA - TRRP Special Revenue Fund - CIP-6710	765,000	-1,228,257



City of Modesto

Project #: 101073

CED - Carver/Bangs Pelandale/Snyder Bike Trail System - CAP



City of Modesto: 2025-29 Capital Improvement Program

CED - Carver/Bangs Pelandale/Snyder Bike Trail System - CAP

101073

Capital Un-sponsored

<i>Cost Center:</i> 14999	<i>Category:</i> Parks System	<i>Start Date:</i> 2017
<i>Hosting Fund:</i> Pelandale/Snyder CFD Fund - Capital Fund	<i>Type Class:</i> CFD Bike Trails	<i>End Date:</i>
<i>Element Listing:</i> Comm Svcs & Fac	<i>Area:</i> Pelandale-Snyder	<i>Status:</i> Active
<i>Classification:</i> Improvements	<i>Manager:</i> Sacuskie, Michael Wayne	<i>Const. Code:</i> Not Awarded

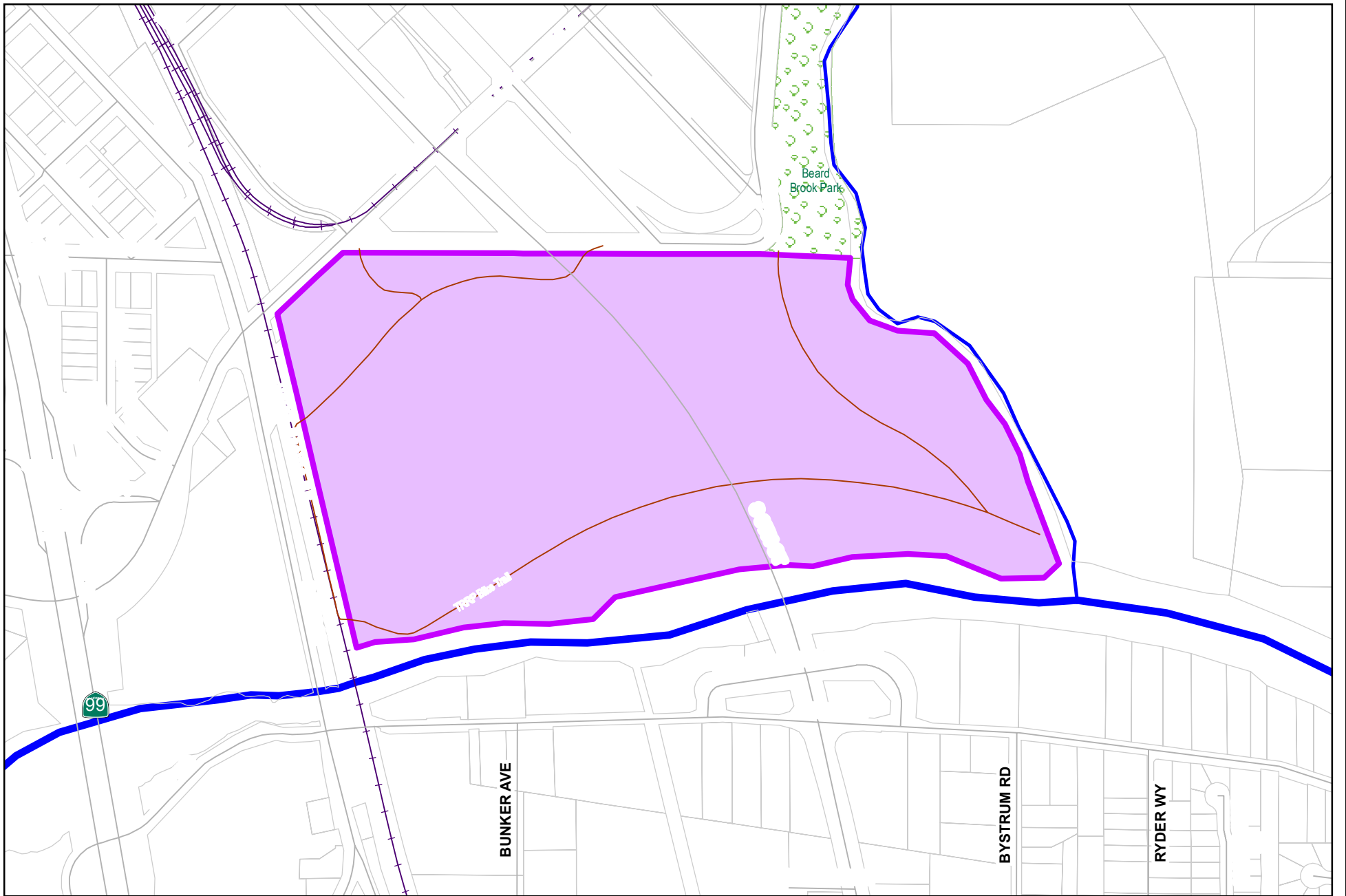
Proj Desc: This project will provide funding to construct a Class I bike trail between Carver Rd. and the Union Pacific Railroad along the MID canal. Improvements include fencing, landscaping and 10' wide bike path. A portion of the project was constructed by a developer. The developer was reimbursed per the terms of the CFD Acquisition and Shortfall Agreement. This project was previously project 100092 held in fund 3280.

Proj Stat: Design is 95% complete. Anticipate bidding with Tully Rd Safety Improvements (101089).

Revenues	Budget	Actuals+Commit	Available	Prop. Inc./Dec. for 24-25	Bud + Prop. Incr/Decr	Avail.+ Prop. Incr/Decr	25-26	26-27	27-28	28-29	Total Budgeted up to 2029
61410 Transfer In from Fund 1410	405,591	0	405,591	0	405,591	405,591	0	0	0	0	405,591
63270 Transfer In from Fund 3270	60,000	60,000	0	0	60,000	0	0	0	0	0	60,000
Revenue Totals:	465,591	60,000	405,591	0	465,591	405,591	0	0	0	0	465,591

Expenditures	Budget	Actual+Commit	Available	Prop. Inc./Dec. for 24-25	Budget+Prop. Inc./Dec.	Avail.+Prop. Inc./Dec.	25-26	26-27	27-28	28-29	Total Budgeted up to 2029
CA Construction Admin	121,036	1,036	120,000	0	121,036	120,000	0	0	0	0	121,036
CON Construction	811,572	11,572	800,000	0	811,572	800,000	0	0	0	0	811,572
CTGY-CIP Contingency - CIP	80,000	0	80,000	0	80,000	80,000	0	0	0	0	80,000
EDA Eng/Design/Admin	213,277	73,570	139,707	0	213,277	139,707	0	0	0	0	213,277
LA Land Acquisition	66,169	66,169	0	0	66,169	0	0	0	0	0	66,169
Expenditure Totals:	1,292,054	152,347	1,139,707	0	1,292,054	1,139,707	0	0	0	0	1,292,054

Fund Balance Required	Budget+Prop. Inc./Dec.	Available+Prop. Inc./Dec.
Pelandale/Snyder CFD Fund - Capital Fund	826,463	734,116



City of Modesto

Project #: 101109
PRN - TRRP River Overlook



City of Modesto: 2025-29 Capital Improvement Program

PRN - TRRP River Overlook

101109
Capital Un-sponsored

<i>Cost Center:</i> 89999	<i>Category:</i> Parks System	<i>Start Date:</i> 2018
<i>Hosting Fund:</i> JPA - TRRP Special Revenue Fund - CIP-6710	<i>Type Class:</i> General Improvements	<i>End Date:</i>
<i>Element Listing:</i> Env RsrCs & Opn Spcs	<i>Area:</i> Within City	<i>Status:</i> New
<i>Classification:</i> Improvements	<i>Manager:</i> Houx, Nathan G	<i>Const. Code:</i> New or Future

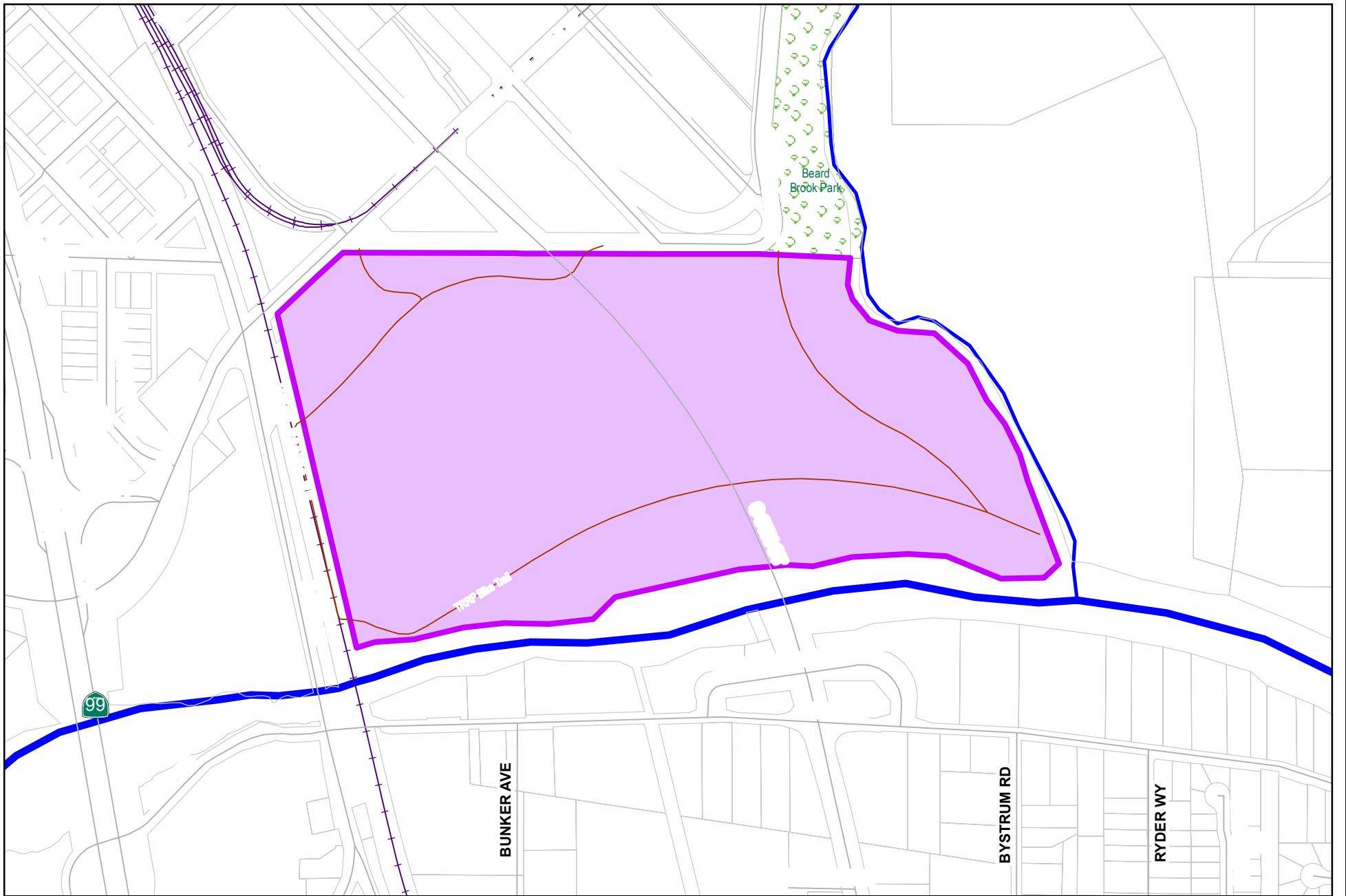
Proj Desc: This project will fund the design, permitting, bidding and development of a river overlook at the Tuolumne River Regional Park gateway parcel which will include pathways, elevated walkways, and habitat restoration.

Proj Stat: The design phase of this project began in 2020. Construction is expected to begin in summer 2024.

Revenues	Budget	Actuals+Commit	Available	Prop. Inc./Dec. for 24-25	Bud + Prop. Incr/Decr	Avail.+ Prop. Incr/Decr	25-26	26-27	27-28	28-29	Total Budgeted up to 2029
42110 Intergov - State - CA Department of Transportation	349,940	170,162	179,778	0	349,940	179,778	0	0	0	0	349,940
42201 Intergov - State - Natural Resources Agency	500,000	0	500,000	0	500,000	500,000	0	0	0	0	500,000
Revenue Totals:	849,940	170,162	679,778	0	849,940	679,778	0	0	0	0	849,940

Expenditures	Budget	Actual+Commit	Available	Prop. Inc./Dec. for 24-25	Budget+Prop. Inc./Dec.	Avail.+Prop. Inc./Dec.	25-26	26-27	27-28	28-29	Total Budgeted up to 2029
CA Construction Admin	65,000	251	64,749	0	65,000	64,749	0	0	0	0	65,000
CON Construction	649,133	0	649,133	0	649,133	649,133	0	0	0	0	649,133
CTGY-CIP Contingency - CIP	65,001	0	65,001	0	65,001	65,001	0	0	0	0	65,001
EDA Eng/Design/Admin	220,806	211,831	8,975	0	220,806	8,975	0	0	0	0	220,806
Expenditure Totals:	999,940	212,082	787,858	0	999,940	787,858	0	0	0	0	999,940

Fund Balance Required	Budget+Prop. Inc./Dec.	Available+Prop. Inc./Dec.
JPA - TRRP Special Revenue Fund - CIP-6710	150,000	108,080



City of Modesto

Project #: 101135
PRN - TRRP River Pavilion



City of Modesto: 2025-29 Capital Improvement Program

PRN - TRRP River Pavilion

101135

Capital Un-sponsored

<i>Cost Center:</i> 89999	<i>Category:</i> Parks System	<i>Start Date:</i> 2018
<i>Hosting Fund:</i> JPA - TRRP Special Revenue Fund - CIP-6710	<i>Type Class:</i> General Improvements	<i>End Date:</i>
<i>Element Listing:</i> Env Rsrscs & Opn Spcs	<i>Area:</i> Within City	<i>Status:</i> New
<i>Classification:</i> Improvements	<i>Manager:</i> Houx, Nathan G	<i>Const. Code:</i> New or Future

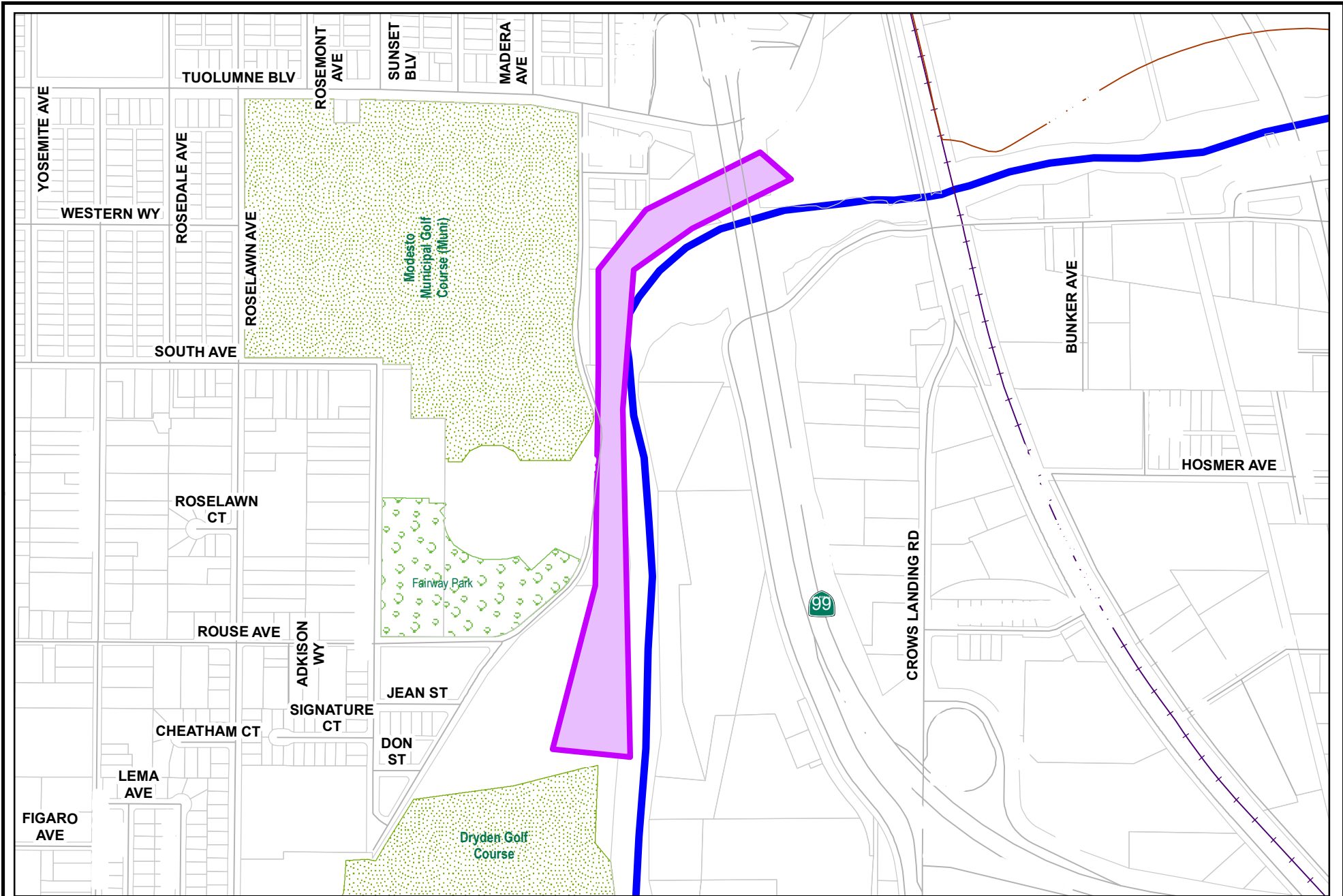
Proj Desc: This project will fund the design, permitting, bidding and development of a river pavilion at the Tuolumne River Regional Park (Legion Park) which will include pathways, overhead structure, learning theatre, interpretive signage, and habitat restoration.

Proj Stat: The design phase of the project began in 2020. Construction is expected to begin in summer 2025.

Revenues	Budget	Actuals+Commit	Available	Prop. Inc./Dec. for 24-25	Bud + Prop. Incr/Decr	Avail.+ Prop. Incr/Decr	25-26	26-27	27-28	28-29	Total Budgeted up to 2029
42201 Intergov - State - Natural Resources Agency	0	0	0	0	0	0	0	0	0	0	0
42213 Intergov - State - California State Parks	500,000	0	500,000	0	500,000	500,000	0	0	0	0	500,000
63432 Transfer In From Fund 3432	11,723	576	11,147	0	11,723	11,147	0	0	0	0	11,723
63460 Transfer In from Fund 3460	15,777	15,777	0	0	15,777	0	0	0	0	0	15,777
Revenue Totals:	527,500	16,353	511,147	0	527,500	511,147	0	0	0	0	527,500

Expenditures	Budget	Actual+Commit	Available	Prop. Inc./Dec. for 24-25	Budget+Prop. Inc./Dec.	Avail.+Prop. Inc./Dec.	25-26	26-27	27-28	28-29	Total Budgeted up to 2029
CA Construction Admin	48,000	0	48,000	0	48,000	48,000	0	0	0	0	48,000
CON Construction	484,000	0	484,000	0	484,000	484,000	0	0	0	0	484,000
CTGY-CIP Contingency - CIP	48,000	0	48,000	0	48,000	48,000	0	0	0	0	48,000
EDA Eng/Design/Admin	55,000	16,397	38,603	0	55,000	38,603	0	0	0	0	55,000
Expenditure Totals:	635,000	16,397	618,603	0	635,000	618,603	0	0	0	0	635,000

Fund Balance Required	Budget+Prop. Inc./Dec.	Available+Prop. Inc./Dec.
JPA - TRRP Special Revenue Fund - CIP-6710	107,500	107,456



City of Modesto

Project #: 101164

TTRRP Riverwalk Gateway-Neece Drive



City of Modesto: 2025-29 Capital Improvement Program

PRN - TRRP Riverwalk Gateway-Neece Drive

101164
Capital Un-sponsored

<i>Cost Center:</i> 89999	<i>Category:</i> Parks System	<i>Start Date:</i> 2019
<i>Hosting Fund:</i> JPA - TRRP Special Revenue Fund - CIP-6710	<i>Type Class:</i> General Improvements	<i>End Date:</i>
<i>Element Listing:</i> Env Rsrcs & Opn Spcs	<i>Area:</i> Within City	<i>Status:</i> New
<i>Classification:</i> Improvements	<i>Manager:</i> Houx, Nathan G	<i>Const. Code:</i> New or Future

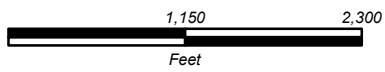
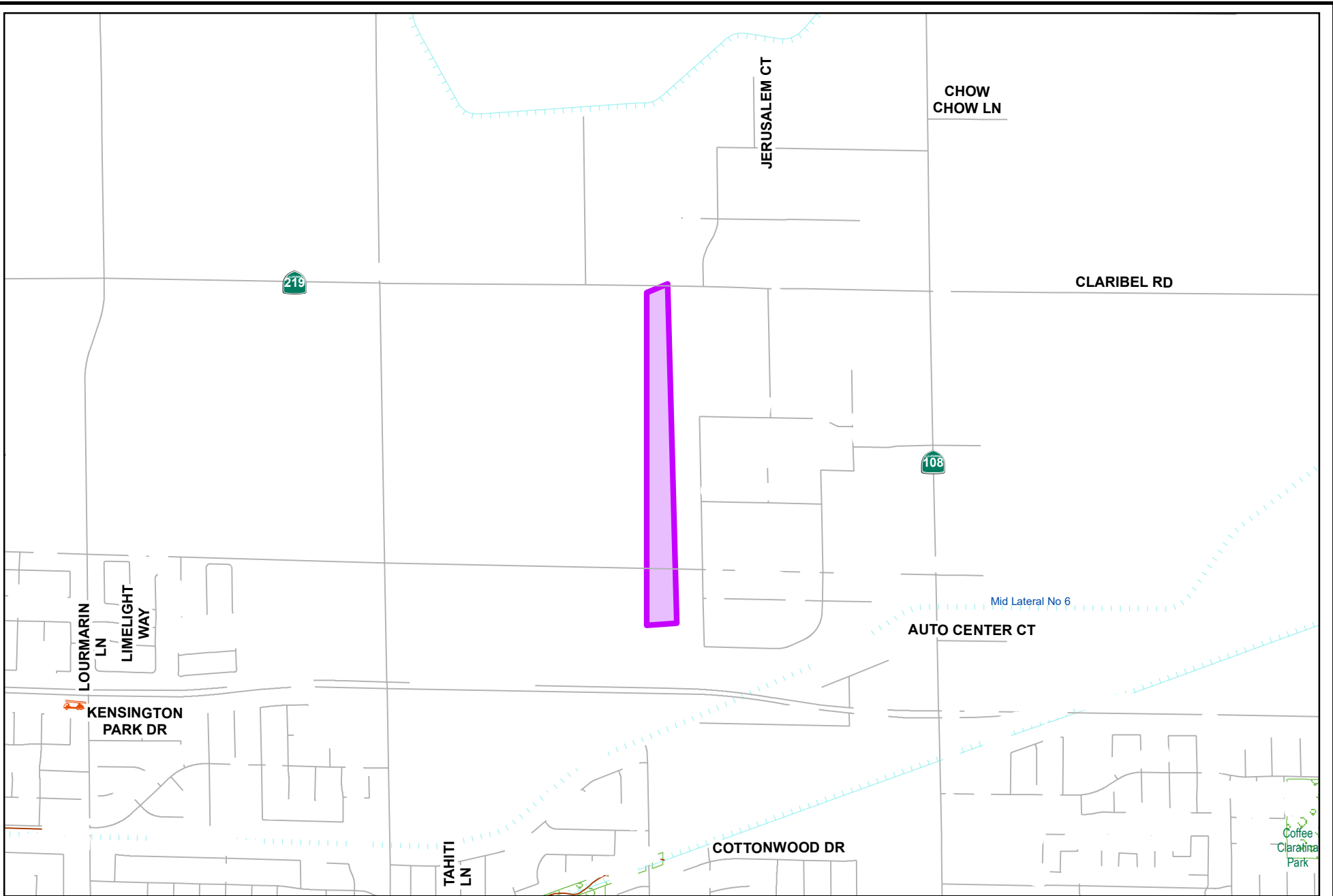
Proj Desc: This project funds the design and construction of an extension to the Tuolumne River Regional Park Riverwalk. This portion of the trail stretches from the Gateway Parcel of TRRP to Neece Drive.

Proj Stat: The design phase of this project began in February 2023. Target construction start summer 2025.

Revenues	Budget	Actuals+Commit	Available	Prop. Inc./Dec. for 24-25	Bud + Prop. Incr/Decr	Avail.+ Prop. Incr/Decr	25-26	26-27	27-28	28-29	Total Budgeted up to 2029
42201 Intergov - State - Natural Resources Agency	2,968,885	0	2,968,885	0	2,968,885	2,968,885	0	0	0	0	2,968,885
63460 Transfer In from Fund 3460	150,000	150,000	0	0	150,000	0	0	0	0	0	150,000
Revenue Totals:	3,118,885	150,000	2,968,885	0	3,118,885	2,968,885	0	0	0	0	3,118,885

Expenditures	Budget	Actual+Commit	Available	Prop. Inc./Dec. for 24-25	Budget+Prop. Inc./Dec.	Avail.+Prop. Inc./Dec.	25-26	26-27	27-28	28-29	Total Budgeted up to 2029
CA Construction Admin	226,572	0	226,572	0	226,572	226,572	0	0	0	0	226,572
CON Construction	2,265,741	0	2,265,741	0	2,265,741	2,265,741	0	0	0	0	2,265,741
CTGY-CIP Contingency - CIP	226,572	0	226,572	0	226,572	226,572	0	0	0	0	226,572
EDA Eng/Design/Admin	400,000	277,750	122,250	0	400,000	122,250	0	0	0	0	400,000
Expenditure Totals:	3,118,885	277,750	2,841,135	0	3,118,885	2,841,135	0	0	0	0	3,118,885

Fund Balance Required	Budget+Prop. Inc./Dec.	Available+Prop. Inc./Dec.
JPA - TRRP Special Revenue Fund - CIP-6710	0	-127,750



City of Modesto

Project #: 101231

PRN - VA Corridor Phase 8



City of Modesto: 2025-29 Capital Improvement Program

PRN - VA Corridor Phase 8

101231
Capital Un-sponsored

<i>Cost Center:</i> 39999	<i>Category:</i> Parks System	<i>Start Date:</i> 2020
<i>Hosting Fund:</i> Capital Grants - CIP Projects-3140	<i>Type Class:</i> Infrastructure Preservation	<i>End Date:</i>
<i>Element Listing:</i> Comm Svcs & Fac	<i>Area:</i> Within City	<i>Status:</i> Active
<i>Classification:</i> Improvements	<i>Manager:</i> Houx, Nathan G	<i>Const. Code:</i> New or Future

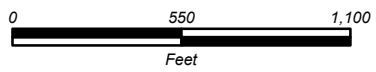
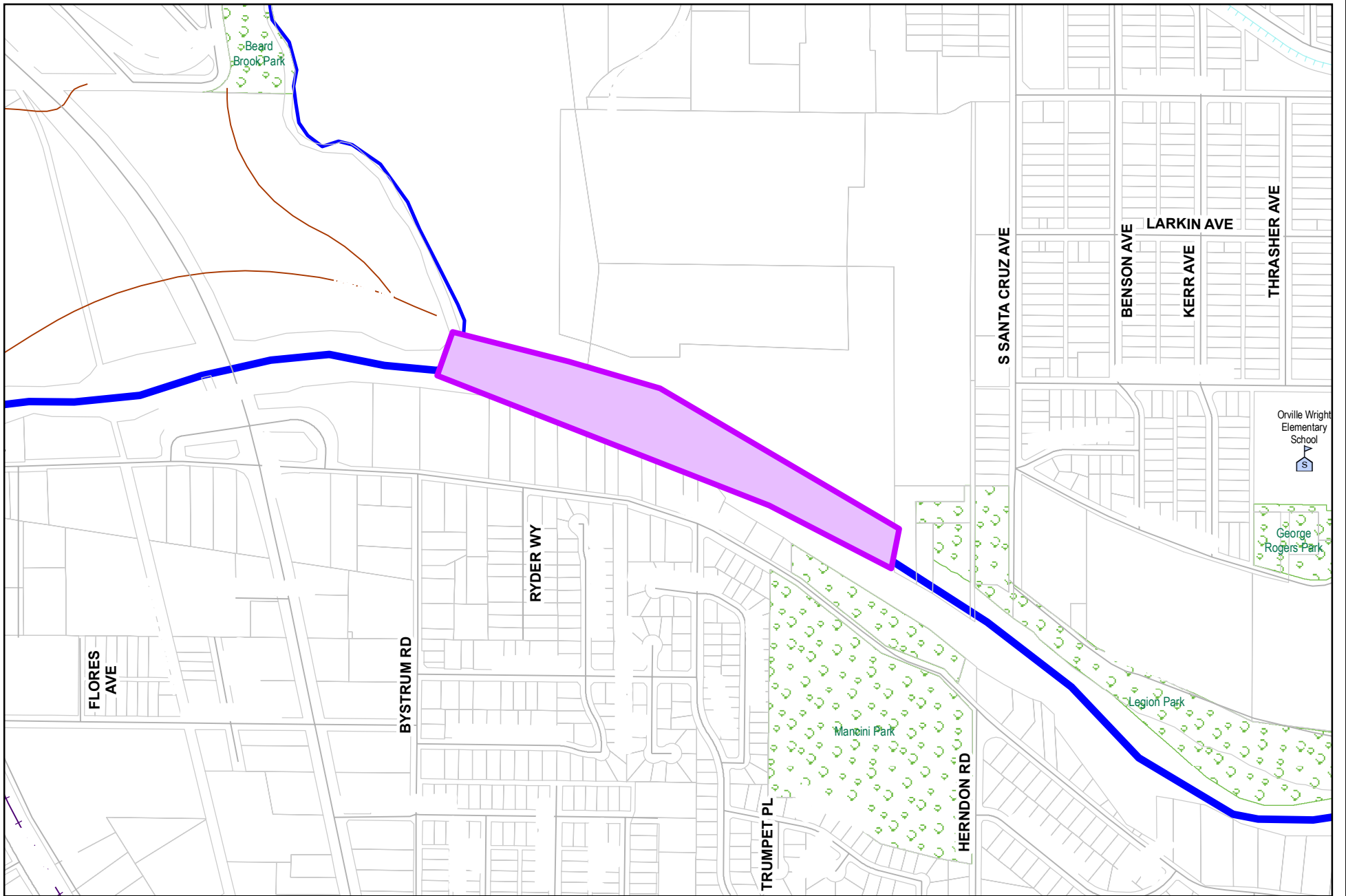
Proj Desc: This project is for the acquisition, design and construction of the Virginia Corridor Phase 8 project which extends the Virginia Corridor from just south of Pelandale Ave, across Pelandale, to Kiernan Ave.

Proj Stat: Acquisition phase to begin in FY 2024/25.

Revenues	Budget	Actuals+Commit	Available	Prop. Inc./Dec. for 24-25	Bud + Prop. Incr/Decr	Avail.+ Prop. Incr/Decr	25-26	26-27	27-28	28-29	Total Budgeted up to 2029
63432 Transfer In From Fund 3432	600,000	0	600,000	0	600,000	600,000	0	0	0	0	600,000
63460 Transfer In from Fund 3460	0	0	0	0	0	0	0	0	0	0	0
Revenue Totals:	600,000	0	600,000	0	600,000	600,000	0	0	0	0	600,000

Expenditures	Budget	Actual+Commit	Available	Prop. Inc./Dec. for 24-25	Budget+Prop. Inc./Dec.	Avail.+Prop. Inc./Dec.	25-26	26-27	27-28	28-29	Total Budgeted up to 2029
EDA Eng/Design/Admin	50,000	0	50,000	0	50,000	50,000	0	0	0	0	50,000
LA Land Acquisition	550,000	0	550,000	0	550,000	550,000	0	0	0	0	550,000
Expenditure Totals:	600,000	0	600,000	0	600,000	600,000	0	0	0	0	600,000

Fund Balance Required	Budget+Prop. Inc./Dec.	Available+Prop. Inc./Dec.
Capital Grants - CIP Projects-3140	0	0



City of Modesto

Project #: 101232

PRN - TRRP Riverwalk - Gateway to Legion



City of Modesto: 2025-29 Capital Improvement Program

PRN - TRRP Riverwalk Gateway to Legion

101232
Capital Un-sponsored

<i>Cost Center:</i> 89999	<i>Category:</i> Parks System	<i>Start Date:</i> 2022
<i>Hosting Fund:</i> JPA - TRRP Special Revenue Fund - CIP-6710	<i>Type Class:</i> Miscellaneous	<i>End Date:</i>
<i>Element Listing:</i> Comm Svcs & Fac	<i>Area:</i> Within City	<i>Status:</i> Active
<i>Classification:</i> Improvements	<i>Manager:</i> Houx, Nathan G	<i>Const. Code:</i> New or Future

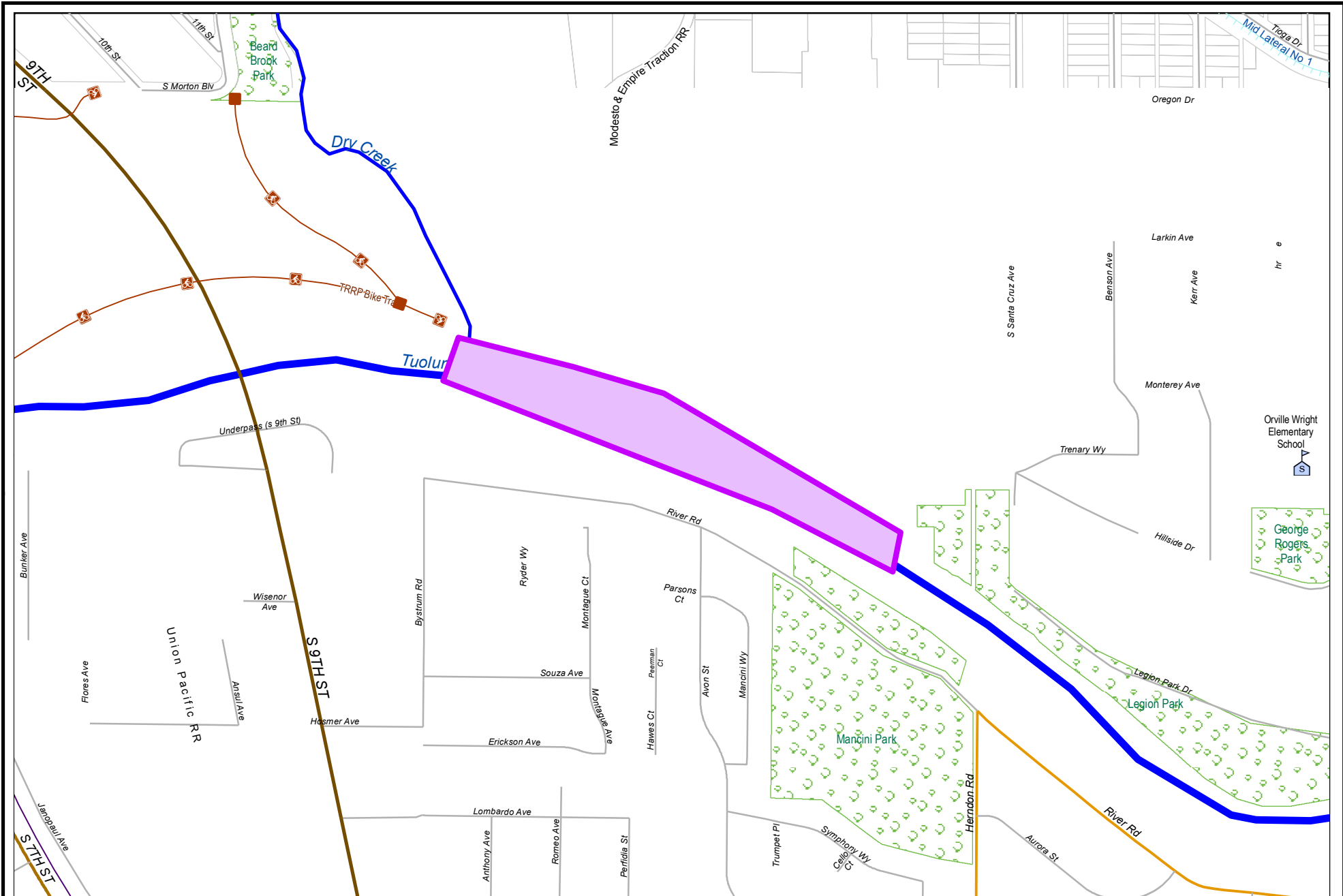
Proj Desc: This project funds the design and construction of an extension to the Tuolumne River Regional Park Riverwalk. This portion of the trail stretches from the Western end of the Gateway Parcel across Dry Creek to the existing parkland at Legion park. The Project will include acquisition of the parkland, as well as design and construction.

Proj Stat: The acquisition phase of the project is complete. Design phase began in March 2023. Target construction start is summer 2025.

Revenues	Budget	Actuals+Commit	Available	Prop. Inc./Dec. for 24-25	Bud + Prop. Incr/Decr	Avail.+ Prop. Incr/Decr	25-26	26-27	27-28	28-29	Total Budgeted up to 2029
61520 Transfer In from Fund 1520	189,759	65,693	124,066	0	189,759	124,066	0	0	0	0	189,759
63432 Transfer In From Fund 3432	122,888	0	122,888	0	122,888	122,888	0	0	0	0	122,888
63460 Transfer In from Fund 3460	77,112	77,112	0	0	77,112	0	0	0	0	0	77,112
Revenue Totals:	389,759	142,805	246,954	0	389,759	246,954	0	0	0	0	389,759

Expenditures	Budget	Actual+Commit	Available	Prop. Inc./Dec. for 24-25	Budget+Prop. Inc./Dec.	Avail.+Prop. Inc./Dec.	25-26	26-27	27-28	28-29	Total Budgeted up to 2029
EDA Eng/Design/Admin	600,000	576,017	23,983	0	600,000	23,983	0	0	0	0	600,000
Expenditure Totals:	600,000	576,017	23,983	0	600,000	23,983	0	0	0	0	600,000

Fund Balance Required	Budget+Prop. Inc./Dec.	Available+Prop. Inc./Dec.
JPA - TRRP Special Revenue Fund - CIP-6710	210,241	-222,971



City of Modesto

Project #: 101233

PRN - Dry Creek to TRRP Trail Connection



City of Modesto: 2025-29 Capital Improvement Program

PRN - Dry Creek to TRRP Trail Connection

101233
Capital Un-sponsored

<i>Cost Center:</i> 39999	<i>Category:</i> Parks System	<i>Start Date:</i> 2020
<i>Hosting Fund:</i> Capital Grants - CIP Projects-3140	<i>Type Class:</i> Infrastructure Preservation	<i>End Date:</i>
<i>Element Listing:</i> Comm Svcs & Fac	<i>Area:</i> Within City	<i>Status:</i> Active
<i>Classification:</i> Improvements	<i>Manager:</i> Houx, Nathan G	<i>Const. Code:</i> New or Future

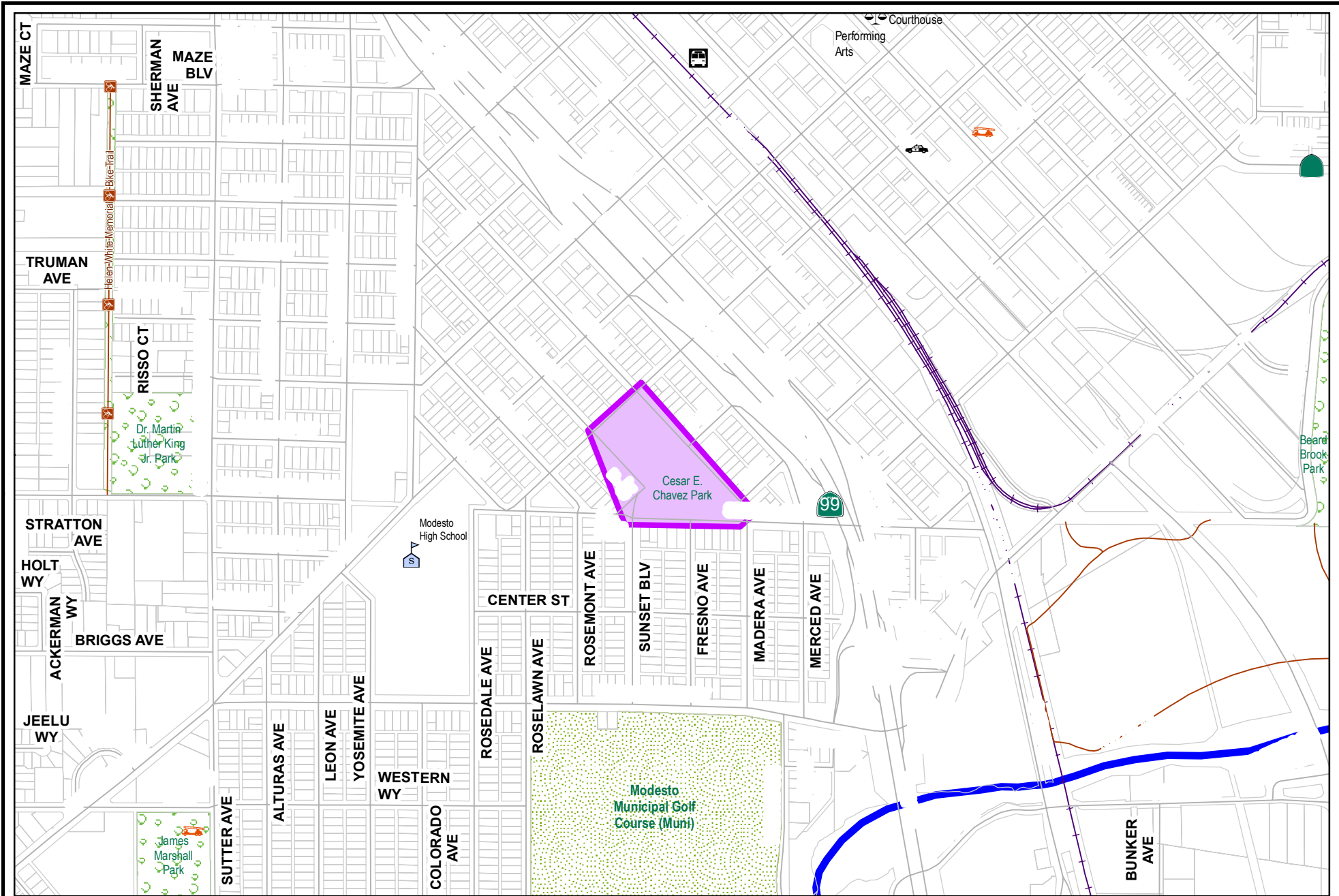
Proj Desc: This project is for the design and construction of the Dry Creek trail connection to TRRP adjacent to Morton Blvd.

Proj Stat: The design phase began in March 2023.

Revenues	Budget	Actuals+Commit	Available	Prop. Inc./Dec. for 24-25	Bud + Prop. Incr/Decr	Avail.+ Prop. Incr/Decr	25-26	26-27	27-28	28-29	Total Budgeted up to 2029
63432 Transfer In From Fund 3432	582,643	58,709	523,934	0	582,643	523,934	0	0	0	0	582,643
63460 Transfer In from Fund 3460	17,357	17,358	-1	0	17,357	-1	0	0	0	0	17,357
Revenue Totals:	600,000	76,067	523,933	0	600,000	523,933	0	0	0	0	600,000

Expenditures	Budget	Actual+Commit	Available	Prop. Inc./Dec. for 24-25	Budget+Prop. Inc./Dec.	Avail.+Prop. Inc./Dec.	25-26	26-27	27-28	28-29	Total Budgeted up to 2029
EDA Eng/Design/Admin	600,000	495,927	104,073	0	600,000	104,073	0	0	0	0	600,000
Expenditure Totals:	600,000	495,927	104,073	0	600,000	104,073	0	0	0	0	600,000

Fund Balance Required	Budget+Prop. Inc./Dec.	Available+Prop. Inc./Dec.
Capital Grants - CIP Projects-3140	0	-419,860



City of Modesto

Project #: 101276

PRN - Cesar E. Chavez Park Renovation Project



City of Modesto: 2025-29 Capital Improvement Program

PRN - Cesar E. Chavez Park Renovation Project

101276

Capital Un-sponsored

<i>Cost Center:</i> 39999	<i>Category:</i> Parks System	<i>Start Date:</i> 2020
<i>Hosting Fund:</i> Capital Grants - CIP Projects-3140	<i>Type Class:</i> General Improvements	<i>End Date:</i>
<i>Element Listing:</i> Comm Svcs & Fac	<i>Area:</i> Within City	<i>Status:</i> New
<i>Classification:</i> Replacement	<i>Manager:</i> Houx, Nathan G	<i>Const. Code:</i> New or Future

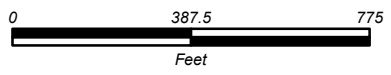
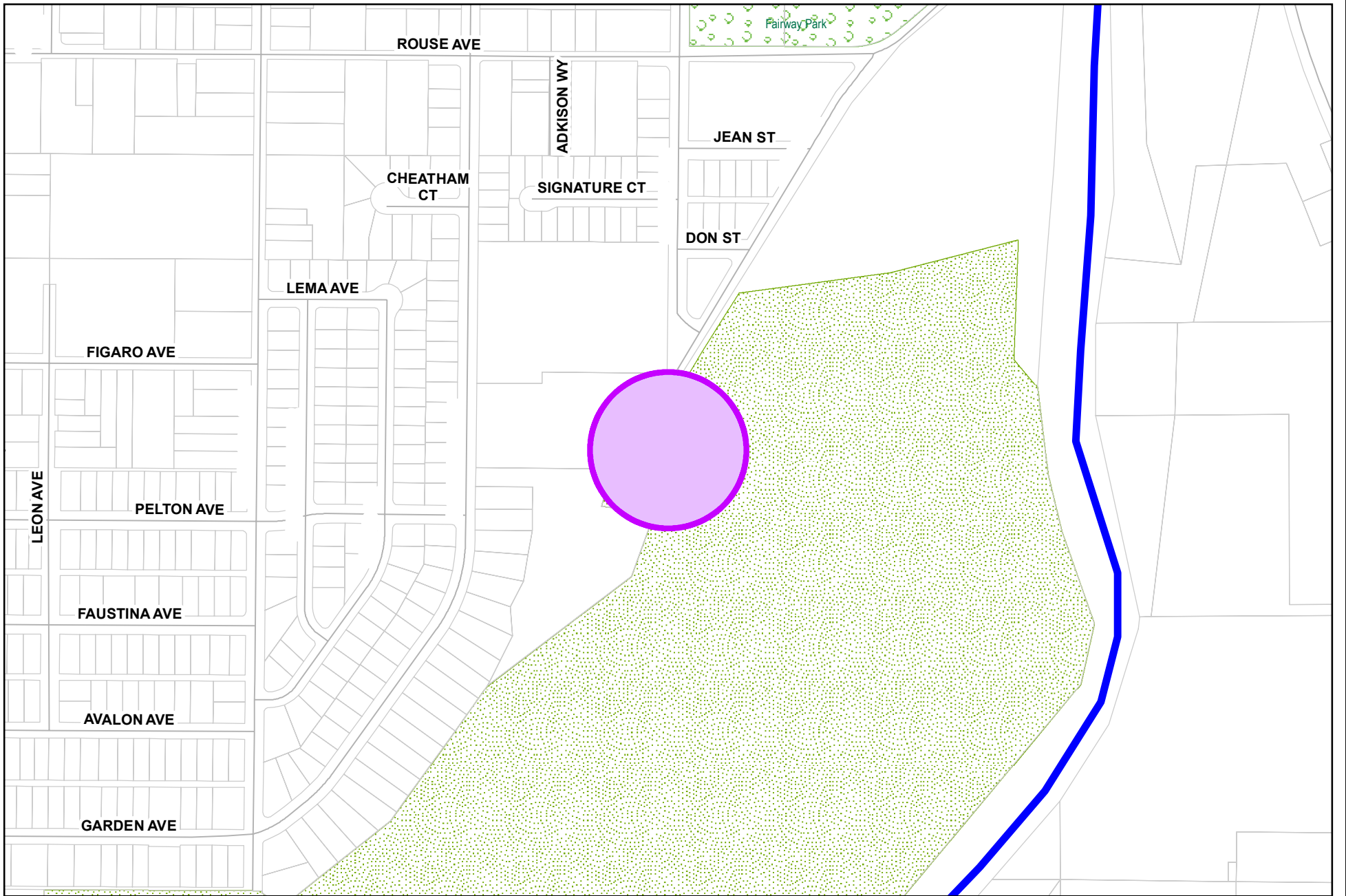
Proj Desc: The Cesar E. Chavez Park Renovation Project will provide a complete renovation of Cesar E. Chavez Park, including the construction of an aquatics facility, skate plaza, building expansion, basketball court, soccer field, restroom, picnic area, landscaping, lighting, security cameras, walking paths and other general park amenities. This project is funded through the Statewide Park Development and Community Revitalization Program - Round 3 grant (Proposition 68).

Proj Stat: This project is currently in the design phase. Construction is expected to begin in 2024.

Revenues	Budget	Actuals+Commit	Available	Prop. Inc./Dec. for 24-25	Bud + Prop. Incr/Decr	Avail.+ Prop. Incr/Decr	25-26	26-27	27-28	28-29	Total Budgeted up to 2029
42213 Intergov - State - California State Parks	8,500,000	555,768	7,944,232	0	8,500,000	7,944,232	0	0	0	0	8,500,000
61390 Transfer In From Fund 1390	1,200,000	0	1,200,000	0	1,200,000	1,200,000	0	0	0	0	1,200,000
Revenue Totals:	9,700,000	555,768	9,144,232	0	9,700,000	9,144,232	0	0	0	0	9,700,000

Expenditures	Budget	Actual+Commit	Available	Prop. Inc./Dec. for 24-25	Budget+Prop. Inc./Dec.	Avail.+Prop. Inc./Dec.	25-26	26-27	27-28	28-29	Total Budgeted up to 2029
CA Construction Admin	534,514	1,497	533,017	0	534,514	533,017	0	0	0	0	534,514
CON Construction	6,681,416	0	6,681,416	0	6,681,416	6,681,416	0	0	0	0	6,681,416
CON-ARPA Construction	1,200,000	0	1,200,000	0	1,200,000	1,200,000	0	0	0	0	1,200,000
CTGY-CIP Contingency - CIP	310,070	0	310,070	0	310,070	310,070	0	0	0	0	310,070
EDA Eng/Design/Admin	974,000	948,613	25,387	0	974,000	25,387	0	0	0	0	974,000
Expenditure Totals:	9,700,000	950,109	8,749,891	0	9,700,000	8,749,891	0	0	0	0	9,700,000

Fund Balance Required	Budget+Prop. Inc./Dec.	Available+Prop. Inc./Dec.
Capital Grants - CIP Projects-3140	0	-394,341



City of Modesto

Project #: 101294

PRN - Dryden Golf Course Clubhouse Renovation



City of Modesto: 2025-29 Capital Improvement Program

PRN - Dryden Golf Course Clubhouse Renovation

101294
Capital Un-sponsored

<i>Cost Center:</i> 39999	<i>Category:</i> Parks System	<i>Start Date:</i> 2020
<i>Hosting Fund:</i> Golf Fund-4600	<i>Type Class:</i> Golf Enterprise	<i>End Date:</i>
<i>Element Listing:</i> Comm Svcs & Fac	<i>Area:</i> Within City	<i>Status:</i> Active
<i>Classification:</i> Replacement	<i>Manager:</i> Houx, Nathan G	<i>Const. Code:</i> New or Future

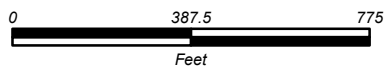
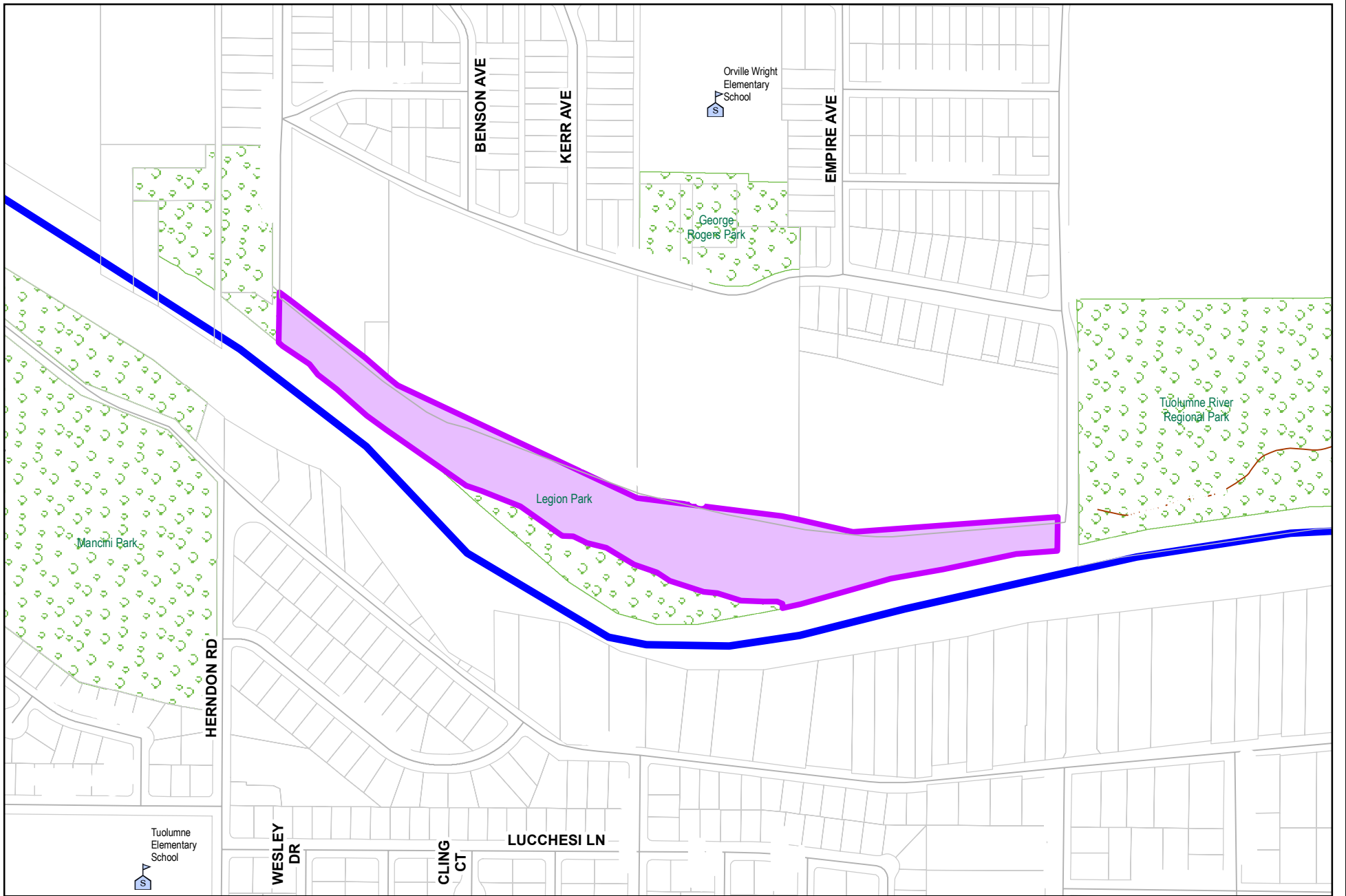
Proj Desc: The Dryden Golf Course Clubhouse Renovation Project will rebuild the clubhouse damaged by a fire in August of 2020.

Proj Stat: The project's design phase began in 2021. Construction is expected to begin in 2024.

Revenues	Budget	Actuals+Commit	Available	Prop. Inc./Dec. for 24-25	Bud + Prop. Incr/Decr	Avail.+ Prop. Incr/Decr	25-26	26-27	27-28	28-29	Total Budgeted up to 2029
47005 Miscellaneous Revenue	0	3,620,125	-3,620,125	0	0	-3,620,125	0	0	0	0	0
47021 Legal Settlements	4,620,125	1,000,000	3,620,125	0	4,620,125	3,620,125	0	0	0	0	4,620,125
Revenue Totals:	4,620,125	4,620,125	0	0	4,620,125	0	0	0	0	0	4,620,125

Expenditures	Budget	Actual+Commit	Available	Prop. Inc./Dec. for 24-25	Budget+Prop. Inc./Dec.	Avail.+Prop. Inc./Dec.	25-26	26-27	27-28	28-29	Total Budgeted up to 2029
CA Construction Admin	287,241	0	287,241	0	287,241	287,241	0	0	0	0	287,241
CON Construction	2,872,413	0	2,872,413	0	2,872,413	2,872,413	0	0	0	0	2,872,413
CTGY-CIP Contingency - CIP	229,793	0	229,793	0	229,793	229,793	0	0	0	0	229,793
EDA Eng/Design/Admin	500,000	347,896	152,104	0	500,000	152,104	0	0	0	0	500,000
OC Other Cost - CIP	917,178	793,276	123,902	0	917,178	123,902	0	0	0	0	917,178
Expenditure Totals:	4,806,625	1,141,171	3,665,454	0	4,806,625	3,665,454	0	0	0	0	4,806,625

Fund Balance Required	Budget+Prop. Inc./Dec.	Available+Prop. Inc./Dec.
Golf Fund-4600	186,500	3,665,454



City of Modesto

Project #: 101379
PRN - TRRP Gateway Phase 3



City of Modesto: 2025-29 Capital Improvement Program

PRN - TRRP Gateway Phase 3

101379
Capital Un-sponsored

<i>Cost Center:</i> 39999	<i>Category:</i> Parks System	<i>Start Date:</i> 2022
<i>Hosting Fund:</i> JPA - TRRP Special Revenue Fund - CIP-6710	<i>Type Class:</i> Miscellaneous	<i>End Date:</i>
<i>Element Listing:</i> Comm Svcs & Fac	<i>Area:</i> Within City	<i>Status:</i> New
<i>Classification:</i> Improvements	<i>Manager:</i> Houx, Nathan G	<i>Const. Code:</i> New or Future

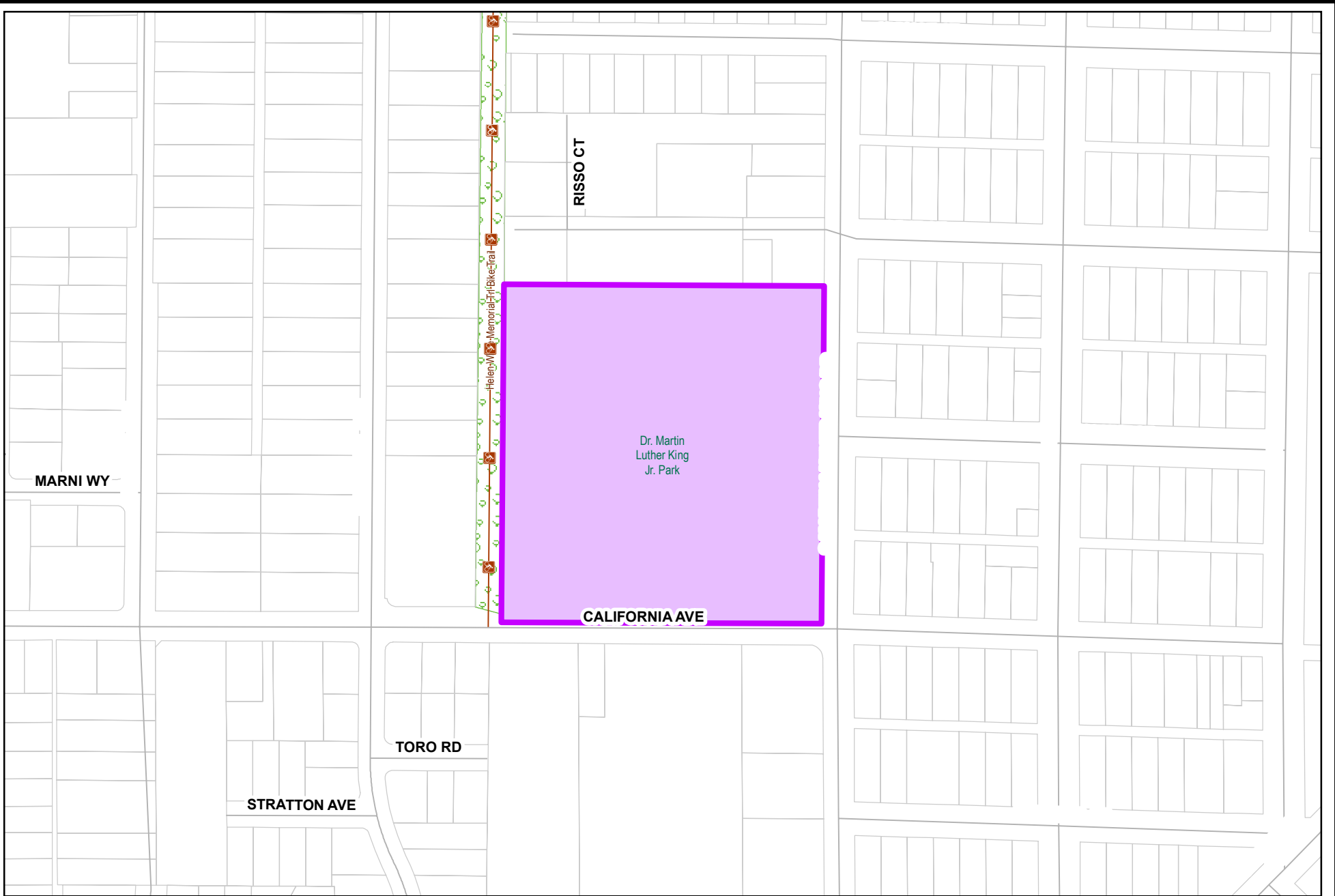
Proj Desc: The TRRP Gateway Phase 3 project will include an outdoor event venue within the Regional park, suitable for hosting events that will attract visitors to the Tuolumne River Regional Park. The project will include an amphitheater, skating rink, farmer's market area, parking lot, native tree plantings, security lights, cameras, and other site furnishings.

Proj Stat: The project is in the preliminary design and fundraising stage.

Revenues	Budget	Actuals+Commit	Available	Prop. Inc./Dec. for 24-25	Bud + Prop. Incr/Decr	Avail.+ Prop. Incr/Decr	25-26	26-27	27-28	28-29	Total Budgeted up to 2029
63432 Transfer In From Fund 3432	150,000	0	150,000	0	150,000	150,000	0	0	0	0	150,000
63460 Transfer In from Fund 3460	0	0	0	0	0	0	0	0	0	0	0
Revenue Totals:	150,000	0	150,000	0	150,000	150,000	0	0	0	0	150,000

Expenditures	Budget	Actual+Commit	Available	Prop. Inc./Dec. for 24-25	Budget+Prop. Inc./Dec.	Avail.+Prop. Inc./Dec.	25-26	26-27	27-28	28-29	Total Budgeted up to 2029
EDA Eng/Design/Admin	150,000	0	150,000	0	150,000	150,000	0	0	0	0	150,000
Expenditure Totals:	150,000	0	150,000	0	150,000	150,000	0	0	0	0	150,000

Fund Balance Required	Budget+Prop. Inc./Dec.	Available+Prop. Inc./Dec.
JPA - TRRP Special Revenue Fund - CIP-6710	0	0



MARNI WY

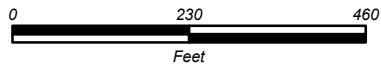
RISSO CT

Dr. Martin Luther King Jr. Park

CALIFORNIA AVE

TORO RD

STRATTON AVE



City of Modesto

Project #: 101382

Dr MLK Jr Park Renovation



City of Modesto: 2025-29 Capital Improvement Program

PRN - Dr MLK Jr Park Renovation

101382

Capital Un-sponsored

<i>Cost Center:</i> 39999	<i>Category:</i> Parks System	<i>Start Date:</i> 2022
<i>Hosting Fund:</i> Capital Grants - CIP Projects-3140	<i>Type Class:</i> Infrastructure Preservation	<i>End Date:</i>
<i>Element Listing:</i> Comm Svcs & Fac	<i>Area:</i> Within City	<i>Status:</i> New
<i>Classification:</i> Improvements	<i>Manager:</i> Houx, Nathan G	<i>Const. Code:</i> New or Future

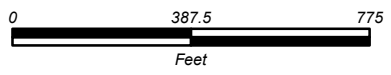
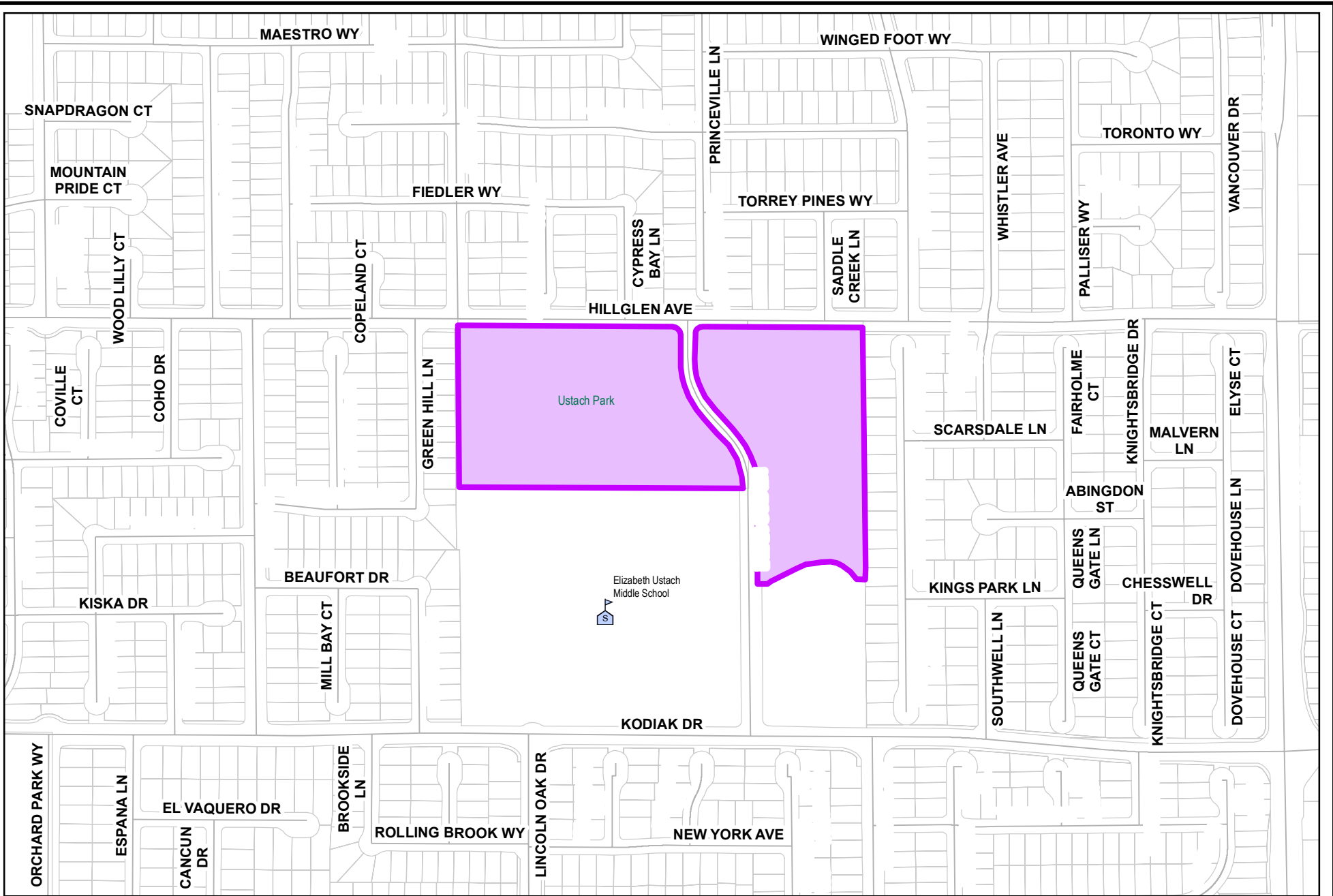
Proj Desc: This project will provide a complete renovation to the Dr. Martin Luther King Jr Park (Formerly Mellis Park) through grant funding and HUD contributions.

Proj Stat: This project is in the preliminary design stage. Project construction is expected to start in 2024.

Revenues	Budget	Actuals+Commit	Available	Prop. Inc./Dec. for 24-25	Bud + Prop. Incr/Decr	Avail.+ Prop. Incr/Decr	25-26	26-27	27-28	28-29	Total Budgeted up to 2029
42213 Intergov - State - California State Parks	8,500,000	11,534	8,488,466	0	8,500,000	8,488,466	0	0	0	0	8,500,000
61130 Transfer In from Fund 1130	350,000	0	350,000	0	350,000	350,000	0	0	0	0	350,000
Revenue Totals:	8,850,000	11,534	8,838,466	0	8,850,000	8,838,466	0	0	0	0	8,850,000

Expenditures	Budget	Actual+Commit	Available	Prop. Inc./Dec. for 24-25	Budget+Prop. Inc./Dec.	Avail.+Prop. Inc./Dec.	25-26	26-27	27-28	28-29	Total Budgeted up to 2029
CA Construction Admin	524,000	0	524,000	0	524,000	524,000	0	0	0	0	524,000
CON Construction	6,552,000	0	6,552,000	0	6,552,000	6,552,000	0	0	0	0	6,552,000
CTGY-CIP Contingency - CIP	524,000	0	524,000	0	524,000	524,000	0	0	0	0	524,000
EDA Eng/Design/Admin	900,000	355,119	544,881	0	900,000	544,881	0	0	0	0	900,000
EDA- CDBG 1504 Eng/Design/Admin	350,000	349,342	658	0	350,000	658	0	0	0	0	350,000
Expenditure Totals:	8,850,000	704,461	8,145,539	0	8,850,000	8,145,539	0	0	0	0	8,850,000

Fund Balance Required	Budget+Prop. Inc./Dec.	Available+Prop. Inc./Dec.
Capital Grants - CIP Projects-3140	0	-692,927



City of Modesto

Project #: 101398
PRN - Ustach Park Renovation



City of Modesto: 2025-29 Capital Improvement Program

PRN - Ustach Park Renovation

101398
Capital Un-sponsored

<i>Cost Center:</i> 39999	<i>Category:</i> Parks System	<i>Start Date:</i> 2022
<i>Hosting Fund:</i> Village One CFD Fund-3200	<i>Type Class:</i> CFD Parks	<i>End Date:</i>
<i>Element Listing:</i> Env Rsrcs & Opn Spcs	<i>Area:</i> Village One	<i>Status:</i> New
<i>Classification:</i> Replacement	<i>Manager:</i> Houx, Nathan G	<i>Const. Code:</i> Under Construction

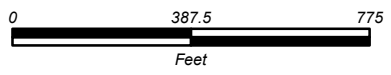
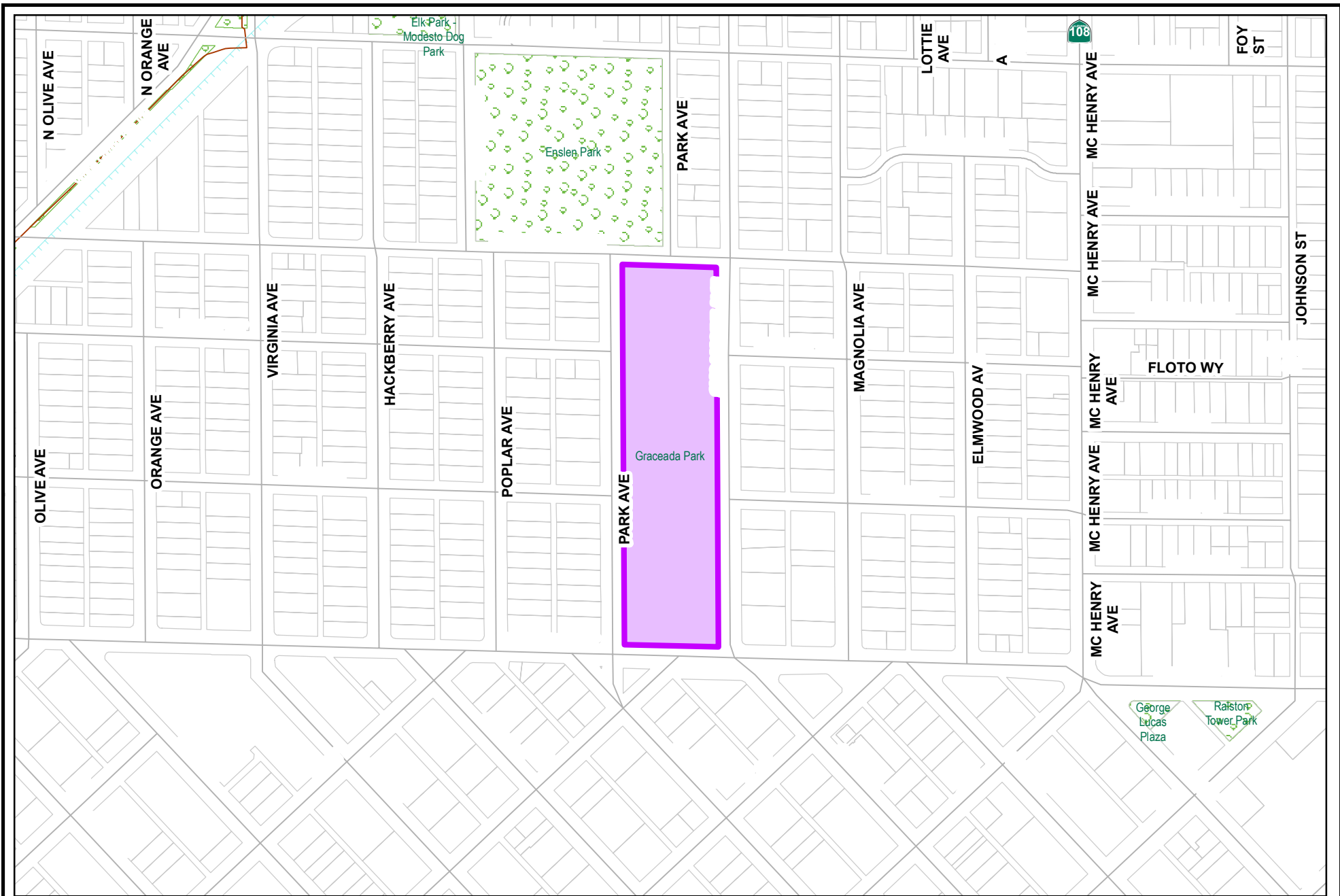
Proj Desc: Project will consist of a complete renovation of Ustach Neighborhood Park including replacement of the picnic area concrete, basketball court and improvements at the existing playground area. In addition to some miscellaneous improvements needed throughout the park. The entire project expenses will be split 50/50 between Fund 3200 and 3290.

Proj Stat: Design will begin in FY 2024/25.

Revenues	Budget	Actuals+Commit	Available	Prop. Inc./Dec. for 24-25	Bud + Prop. Incr/Decr	Avail.+ Prop. Incr/Decr	25-26	26-27	27-28	28-29	Total Budgeted up to 2029
63290 Transfer In from Fund 3290	29,000	0	29,000	0	29,000	29,000	0	0	0	0	29,000
Revenue Totals:	29,000	0	29,000	0	29,000	29,000	0	0	0	0	29,000

Expenditures	Budget	Actual+Commit	Available	Prop. Inc./Dec. for 24-25	Budget+Prop. Inc./Dec.	Avail.+Prop. Inc./Dec.	25-26	26-27	27-28	28-29	Total Budgeted up to 2029
EDA Eng/Design/Admin	58,000	0	58,000	0	58,000	58,000	0	0	0	0	58,000
Expenditure Totals:	58,000	0	58,000	0	58,000	58,000	0	0	0	0	58,000

Fund Balance Required	Budget+Prop. Inc./Dec.	Available+Prop. Inc./Dec.
Village One CFD Fund-3200	29,000	29,000



City of Modesto

Project #: 101428

PRN - Graceada Park Fence



City of Modesto: 2025-29 Capital Improvement Program

PRN - Graceada Park Fence

101428
Capital Un-sponsored

<i>Cost Center:</i> 39999	<i>Category:</i> Parks System	<i>Start Date:</i> 2022
<i>Hosting Fund:</i> American Rescue Grants Fund-1390	<i>Type Class:</i> Upgrade Replacement	<i>End Date:</i> 2024
<i>Element Listing:</i> Env RsrCs & Opn Spcs	<i>Area:</i> Within City	<i>Status:</i> New
<i>Classification:</i> Replacement	<i>Manager:</i> Houx, Nathan G	<i>Const. Code:</i> New or Future

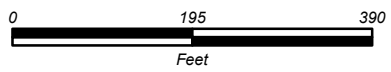
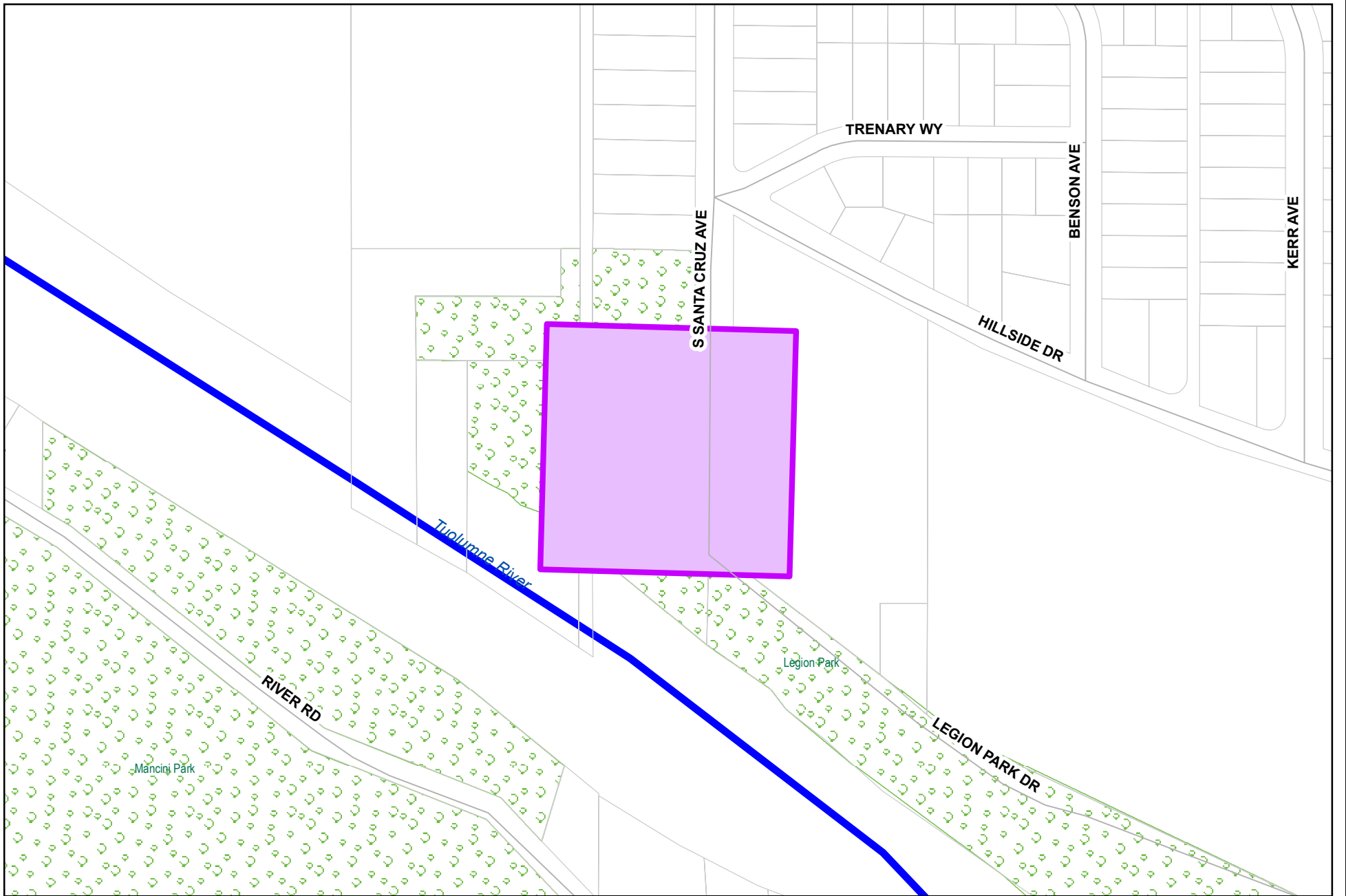
Proj Desc: This project will construct a new fence around the pool including new entry gates to address safety issues due to the deteriorating fencing.

Proj Stat: Construction for this project is anticipated to be complete by spring 2024.

Revenues	Budget	Actuals+Commit	Available	Prop. Inc./Dec. for 24-25	Bud + Prop. Incr/Decr	Avail.+ Prop. Incr/Decr	25-26	26-27	27-28	28-29	Total Budgeted up to 2029
42022 Intergov - Federal - American Rescue Plan Act (ARPA)	100,028	2,215	97,813	0	100,028	97,813	0	0	0	0	100,028
60100 Transfer In from Fund 0100	74,900	0	74,900	0	74,900	74,900	0	0	0	0	74,900
63130 Transfer In from Fund 3130	39,407	0	39,407	0	39,407	39,407	0	0	0	0	39,407
Revenue Totals:	214,335	2,215	212,120	0	214,335	212,120	0	0	0	0	243,335

Expenditures	Budget	Actual+Commit	Available	Prop. Inc./Dec. for 24-25	Budget+Prop. Inc./Dec.	Avail.+Prop. Inc./Dec.	25-26	26-27	27-28	28-29	Total Budgeted up to 2029
CA Construction Admin	15,272	0	15,272	0	15,272	15,272	0	0	0	0	15,272
CON Construction	152,719	0	152,719	0	152,719	152,719	0	0	0	0	152,719
CTGY Contingency - CIP	30,544	0	30,544	0	30,544	30,544	0	0	0	0	30,544
EDA Eng/Design/Admin	15,800	8,287	7,513	0	15,800	7,513	0	0	0	0	15,800
Expenditure Totals:	214,335	8,287	206,048	0	214,335	206,048	0	0	0	0	214,335

Fund Balance Required	Budget+Prop. Inc./Dec.	Available+Prop. Inc./Dec.
American Rescue Grants Fund-1390	0	-6,072



City of Modesto

Project #: 101432

PRN - TRRP Legion Outdoor Improvements EC 2.22



City of Modesto: 2025-29 Capital Improvement Program

PRN - TRRP B - Picnic and Restroom EC 2.22

101432

Capital Un-sponsored

<i>Cost Center:</i> 89999	<i>Category:</i> Parks System	<i>Start Date:</i> 2022
<i>Hosting Fund:</i> TRRP - Special Revenue Fund-6720	<i>Type Class:</i> Upgrade Replacement	<i>End Date:</i>
<i>Element Listing:</i> Env Rsrscs & Opn Spcs	<i>Area:</i> Within City	<i>Status:</i> New
<i>Classification:</i> Replacement	<i>Manager:</i> Houx, Nathan G	<i>Const. Code:</i> New or Future

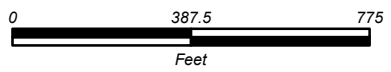
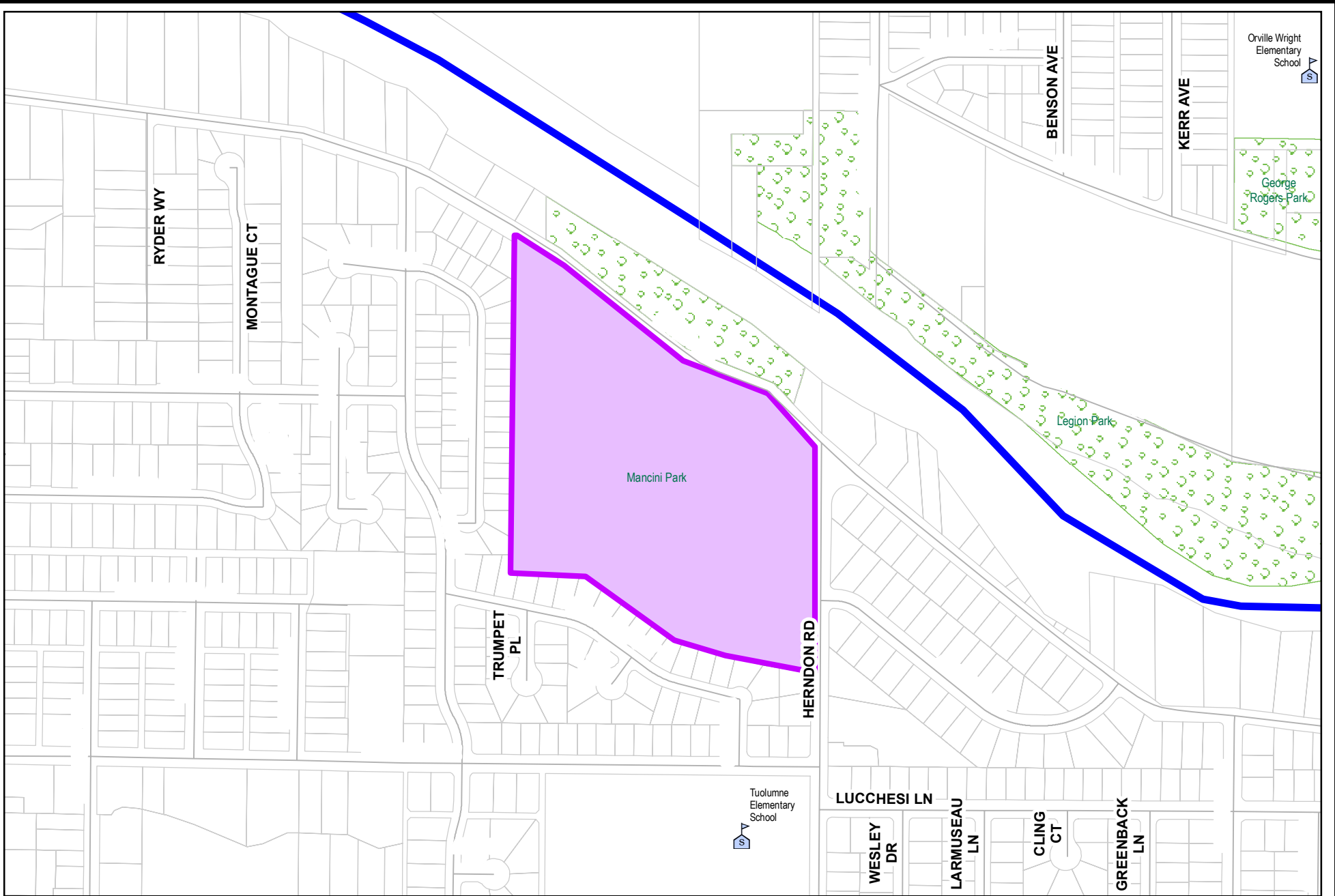
Proj Desc: ARPA Funded project.

Proj Stat: Construction is expected in 2024.

Revenues	Budget	Actuals+Commit	Available	Prop. Inc./Dec. for 24-25	Bud + Prop. Incr/Decr	Avail.+ Prop. Incr/Decr	25-26	26-27	27-28	28-29	Total Budgeted up to 2029
42022 Intergov - Federal - American Rescue Plan Act (ARPA)	350,000	0	350,000	0	350,000	350,000	0	0	0	0	350,000
Revenue Totals:	350,000	0	350,000	0	350,000	350,000	0	0	0	0	350,000

Expenditures	Budget	Actual+Commit	Available	Prop. Inc./Dec. for 24-25	Budget+Prop. Inc./Dec.	Avail.+Prop. Inc./Dec.	25-26	26-27	27-28	28-29	Total Budgeted up to 2029
CON Construction	315,000	0	315,000	0	315,000	315,000	0	0	0	0	315,000
EDA Eng/Design/Admin	35,000	59	34,941	0	35,000	34,941	0	0	0	0	35,000
Expenditure Totals:	350,000	59	349,941	0	350,000	349,941	0	0	0	0	350,000

Fund Balance Required	Budget+Prop. Inc./Dec.	Available+Prop. Inc./Dec.
TRRP - Special Revenue Fund-6720	0	-59



City of Modesto

Project #: 101477

PRN - Mancini Park Playground



City of Modesto: 2025-29 Capital Improvement Program

PRN - Mancini Park Playground

101477

Capital Un-sponsored

<i>Cost Center:</i> 89999	<i>Category:</i> Parks System	<i>Start Date:</i> 2023
<i>Hosting Fund:</i> JPA - TRRP Special Revenue Fund - CIP-6710	<i>Type Class:</i> Upgrade Replacement	<i>End Date:</i>
<i>Element Listing:</i> Env Rsrcs & Opn Spcs	<i>Area:</i> Within City	<i>Status:</i> New
<i>Classification:</i> Improvements	<i>Manager:</i> Houx, Nathan G	<i>Const. Code:</i> New or Future

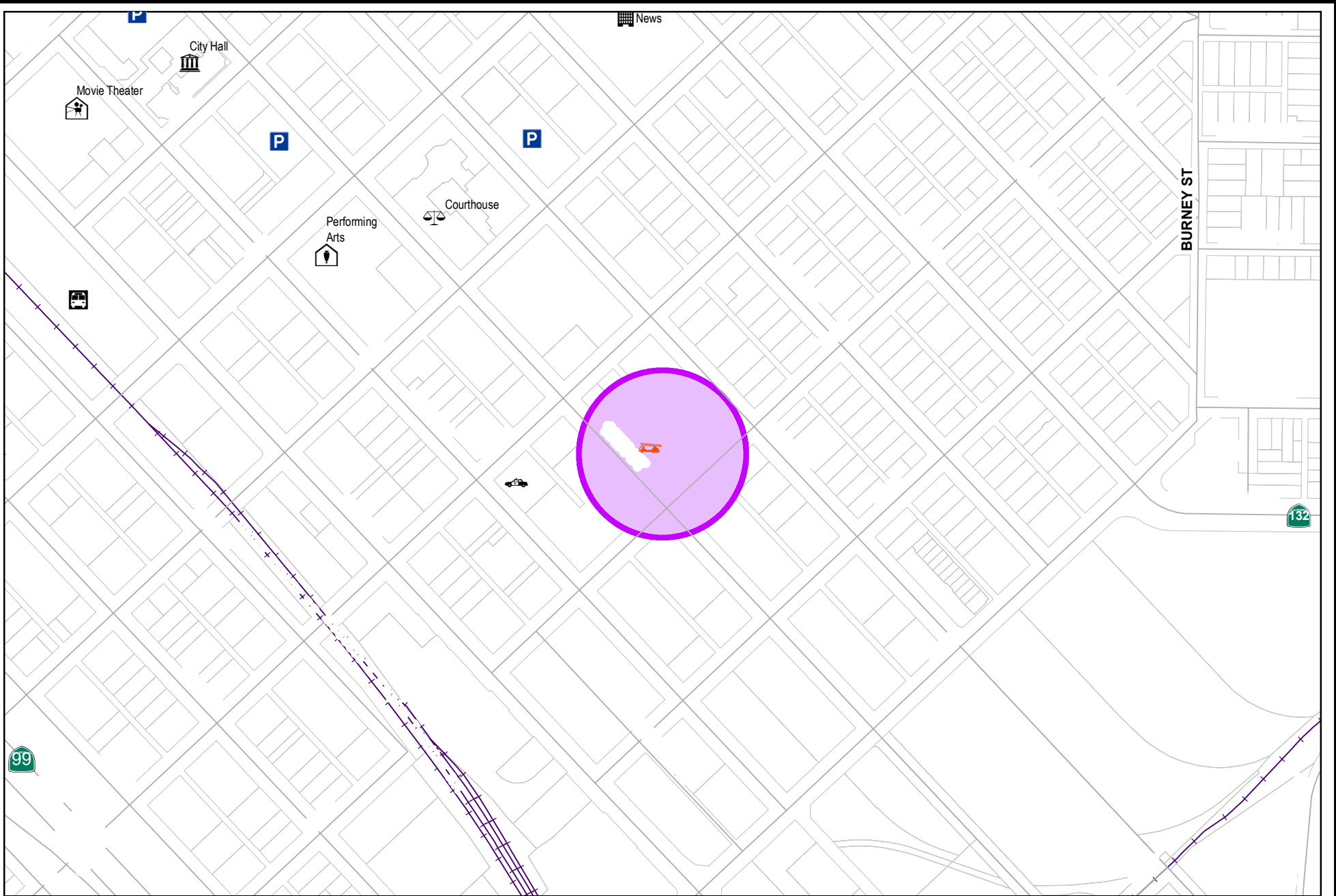
Proj Desc: New playground equipment for Mancini Park.

Proj Stat: Design will be completed in 2024.

Expenditures	Budget	Actual+Commit	Available	Prop. Inc./Dec. for 24-25	Budget+Prop. Inc./Dec.	Avail.+Prop. Inc./Dec.	25-26	26-27	27-28	28-29	Total Budgeted up to 2029
CA Construction Admin	18,000	0	18,000	0	18,000	18,000	0	0	0	0	18,000
CON Construction	370,000	0	370,000	0	370,000	370,000	0	0	0	0	370,000
CTGY-CIP Contingency - CIP	37,000	0	37,000	0	37,000	37,000	0	0	0	0	37,000
EDA Eng/Design/Admin	25,000	12,705	12,295	0	25,000	12,295	0	0	0	0	25,000
Expenditure Totals:	450,000	12,705	437,295	0	450,000	437,295	0	0	0	0	450,000

Fund Balance Required	Budget+Prop. Inc./Dec.	Available+Prop. Inc./Dec.
JPA - TRRP Special Revenue Fund - CIP-6710	450,000	437,295

Public Safety



City of Modesto

Project #: 101065

MFD - Station 1 Roof Replacement and Repainting



City of Modesto: 2025-29 Capital Improvement Program

MFD - Station 1 Roof Replacement and Repainting (Non-Capital)

101065

Capital Un-sponsored

<i>Cost Center:</i> s-18999	<i>Category:</i> Fire	<i>Start Date:</i> 2018
<i>Hosting Fund:</i> Special Fund for Capital Outlay-3120	<i>Type Class:</i> Fire Department	<i>End Date:</i>
<i>Element Listing:</i> Public Safety	<i>Area:</i> Within City	<i>Status:</i> New
<i>Classification:</i> Replacement	<i>Manager:</i> Ernst, Alan Edward	<i>Const. Code:</i> New or Future

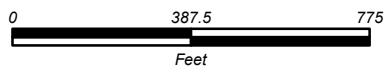
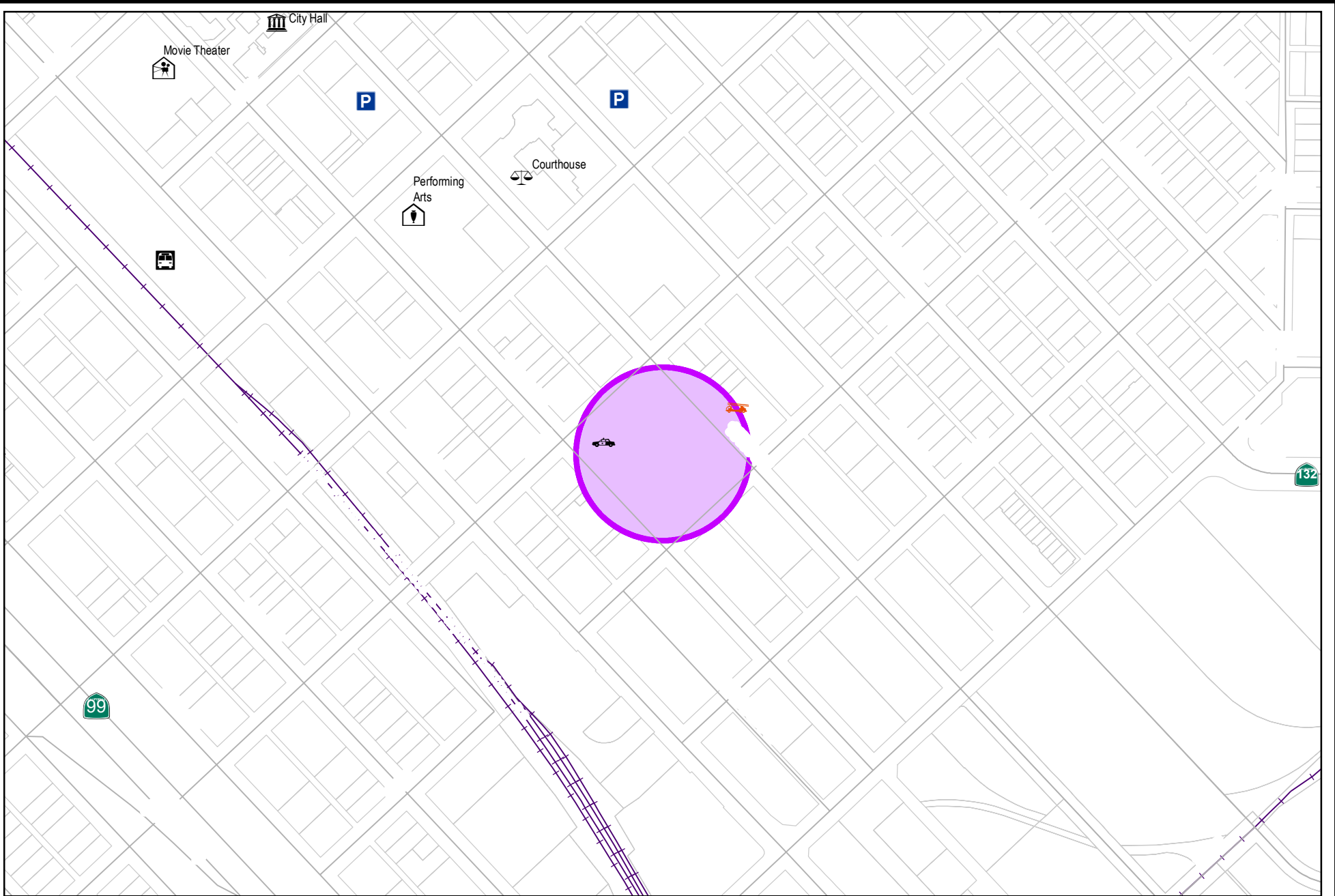
Proj Desc: Station 1, located at 610 11th Street, has a roof that is in need of immediate replacement. Several layers of roofing material have deteriorated over the years due to water damage causing leaks in multiple locations which has in-turn caused damage to the ceiling and flooring in areas. The exterior of the building is in need of new paint, with the old paint needing to be removed/abated.

Proj Stat: Project has been halted pending future plans for Fire Station 1.

Revenues	Budget	Actuals+Commit	Available	Prop. Inc./Dec. for 24-25	Bud + Prop. Incr/Decr	Avail.+ Prop. Incr/Decr	25-26	26-27	27-28	28-29	Total Budgeted up to 2029
60100 Transfer In from Fund 0100	337,850	337,850	0	0	337,850	0	0	0	0	0	337,850
Revenue Totals:	337,850	337,850	0	0	337,850	0	0	0	0	0	337,850

Expenditures	Budget	Actual+Commit	Available	Prop. Inc./Dec. for 24-25	Budget+Prop. Inc./Dec.	Avail.+Prop. Inc./Dec.	25-26	26-27	27-28	28-29	Total Budgeted up to 2029
Appr Unit D Transfers Out	236,500	236,500	0	0	236,500	0	0	0	0	0	236,500
CA Construction Admin	25,000	169	24,831	0	25,000	24,831	0	0	0	0	25,000
CON Construction	13,500	1,552	11,949	0	13,500	11,949	0	0	0	0	13,500
CTGY-CIP Contingency - CIP	25,000	0	25,000	0	25,000	25,000	0	0	0	0	25,000
EDA Eng/Design/Admin	37,850	36,152	1,698	0	37,850	1,698	0	0	0	0	37,850
Expenditure Totals:	337,850	274,372	63,478	0	337,850	63,478	0	0	0	0	337,850

Fund Balance Required	Budget+Prop. Inc./Dec.	Available+Prop. Inc./Dec.
Special Fund for Capital Outlay-3120	0	63,478



City of Modesto

Project #: 101448

MPD - Real Time Crime Center Construction



City of Modesto: 2025-29 Capital Improvement Program

MPD - Real Time Crime Center Construction

101448
Capital Un-sponsored

<i>Cost Center:</i> 19999	<i>Category:</i> Police	<i>Start Date:</i> 2022
<i>Hosting Fund:</i> American Rescue Grants Fund-1390	<i>Type Class:</i> Police	<i>End Date:</i>
<i>Element Listing:</i> Public Safety	<i>Area:</i> Within City	<i>Status:</i> New
<i>Classification:</i> Improvements	<i>Manager:</i> Gillespie, Brandon Ira	<i>Const. Code:</i> New or Future

Proj Desc: The project will help with construction costs for the reconfiguration and setup of the new Real Time Crime Center at the Police Department for its intergration and use with 911 Dispatch Services. This project was approved as part of the City's Second Allocation of ARPA Funds.

Proj Stat:

Revenues	Budget	Actuals+Commit	Available	Prop. Inc./Dec. for 24-25	Bud + Prop. Incr/Decr	Avail.+ Prop. Incr/Decr	25-26	26-27	27-28	28-29	Total Budgeted up to 2029
42022 Intergov - Federal - American Rescue Plan Act (ARPA)	1,000,000	57,866	942,134	0	1,000,000	942,134	0	0	0	0	1,000,000
60100 Transfer In from Fund 0100	0	0	0	0	0	0	0	0	0	0	0
61342 Transfer In from Fund 1342	50,000	0	50,000	0	50,000	50,000	0	0	0	0	50,000
Revenue Totals:	1,050,000	57,866	992,134	0	1,050,000	992,134	0	0	0	0	1,400,000

Expenditures	Budget	Actual+Commit	Available	Prop. Inc./Dec. for 24-25	Budget+Prop. Inc./Dec.	Avail.+Prop. Inc./Dec.	25-26	26-27	27-28	28-29	Total Budgeted up to 2029
CON Construction	1,000,000	0	1,000,000	0	1,000,000	1,000,000	0	0	0	0	1,000,000
EDA Eng/Design/Admin	50,000	63,116	-13,116	0	50,000	-13,116	0	0	0	0	50,000
Expenditure Totals:	1,050,000	63,116	986,884	0	1,050,000	986,884	0	0	0	0	1,050,000

Fund Balance Required	Budget+Prop. Inc./Dec.	Available+Prop. Inc./Dec.
American Rescue Grants Fund-1390	0	-5,250

TRANSPORTATION FACILITIES

SYSTEM OVERVIEW

The Transportation Facilities portion of the CIP provides projects that maintain, upgrade and expand the City's system of streets, bridges, traffic control devices, street lighting and sidewalks.

The City currently maintains 634 center lane miles of streets consisting of 121 million square feet of pavement surface area. The replacement cost for the City's streets is estimated at \$979 million in today's dollars. The City is also responsible for 22 bridge structures (14 of which are canal crossings), three pedestrian crossings of waterways, and three pedestrian crossings over streets. In addition, the City also maintains the bridge decks and pavement markings on another 13 structures that cross State Route 99 in the City's jurisdiction.

Design, construction, maintenance, and rehabilitation of traffic signals, roundabouts, sign and pavement markings are also City responsibilities. The City maintains 220 traffic signals, 12,387 street lights, 43 flashing beacons, 21 lighted crosswalks, 80 school flashing beacons, 7 warning beacons, 21 crosswalk beacons, 12 communication hubs, 18 roundabouts and 29,673 traffic signs. The signals Modesto maintains include 160 in Modesto, 52 for Stanislaus County, and 8 for Riverbank.

Developers typically construct new residential and collector streets. The right-of-way is dedicated to the City once construction is complete. Major streets with right-of-way requirements greater than 80' total width are the shared responsibility of the fronting landowner and the City, with the property owner responsible for the first 40' of right-of-way improvements and the City responsible for the remainder. The City share is normally funded through Capital Facilities Fees (CFF). Expressway improvements are funded by CFF funds and the property owner is reimbursed for any right-of-way needed for an expressway.



Briggsmore Avenue Rehabilitation Project



MEASURE L

In November of 2016, Stanislaus County voters approved Measure L, a county-wide, 0.5% sales tax for transportation purposes. The tax went into effect in April of 2017 and is estimated to well over \$960M over its 25-year life span. The City of Modesto receives approximately \$12M per year for street maintenance and local transportation, bicycle and pedestrian projects. 28% of the Measure L revenue is allocated for regional projects such as SR-132, North County Corridor, the SR-99/Briggsmore Ave. Interchange and the SR-99/Standiford Interchange improvements.

UTILIZATION OF REGIONAL MEASURE L FUNDS

In May of 2017, utilizing CFF and regional Measure L funds, the City began the design and right of way acquisition phases of the State Route 132 West Freeway/Expressway Phase 1 project. Design was completed and construction began in December, 2019. This project is nearly four miles in length and will include the construction of a two-lane (one lane in each direction) facility connecting Needham Street to Dakota Avenue. It includes four bridge crossings at SR-99, Emerald Ave., Carpenter Rd and Rosemore Ave.



The project is funded with a complex matrix of funding sources including a \$21M Trade Corridor Enhancement grant from the State SB-1 program, a \$9M TIGER grant from the USDOT, \$43M of Regional Measure L funds, \$40M of State Transportation Improvement Program (STIP) funds and other state, federal and local funds. Construction was deemed complete on December 29, 2023 and the project is currently in the closeout process.

In April 2023, the City Council awarded a contract to WMH Corporation to initiate the design efforts for the Beckwith Road/Standiford Avenue Interchange with State Route 99 (SR-99). The project will make the corridor safer and more efficient for accessing nearby commercial areas, improving air quality, and providing facilities for bicyclists, pedestrians, and transit users. The first phase of the project, Project Initiation Document (PID), is scheduled to be completed in June 2024. The Project Approval and Environmental Document (PA&ED) is expected to be completed in 2026. Funding for the current phases of the project is from Regional Measure L and Capital Facilities Fees. The goal is to get the project to a shovel ready status to secure the necessary funding for construction. The earliest construction date would be 2028.

In May 2023, the City Council awarded a contract to AECOM to initiate the design efforts for the Briggsmore Avenue Interchange with State Route 99 (SR-99). The project will improve the corridor safety features and more create more efficiency for accessing nearby commercial areas, improving air quality, and providing facilities for bicyclists, pedestrians, and transit users. The effort includes the Project Initiation Document (PID) scheduled to be completed by December 2024. The Project Approval and Environmental Document (PA&ED) is expected to be completed in 2028. Funding for the current phases of the project is from Regional Measure L and Federal Grant funds (RSTP). The goal is to get the project to a shovel ready status to secure the necessary funding for construction. The earliest construction date would be 2030.

TRANSPORTATION ENGINEERING DESIGN

Transportation dollars are used and managed across various divisions and departments within the City. Current needs have been identified that greatly exceed available funding, thus a comprehensive plan is needed to provide a look ahead to see how to maximize use of available transportation funding. In FY19/20, a **5-Year Measure L Plan** was prepared to identify, evaluate and prioritize the City's Measure L local funded projects for Fiscal Year 2019-20 through 2023-24. In general, the plan describes and prioritizes various Measure L-funded Capital Improvement Projects and Programs to best ensure the City maintains a safe and reliable transportation system.

Several projects were completed in FY23/24, including:

SR-132 West Expressway Phase I – Construction was completed in 2023. This project includes the construction of 2 lane expressway between Needham and Dakota Avenue.

Pelandale Neighborhood Pavement Rehabilitation Project was completed in 2023. This project included pavement maintenance in the are bound by Date Road, Bangs Avenue, Tully Road, and Snyder Avenue. Improvements include slurry seal surface treatment. restriping, and ADA upgrades

Virginia Corridor Trail Maintenance Project was completed in 2023. This project included bike path resurfacing, new center line striping, new signage, and ADA upgrades.

Briggsmore Avenue Pavement Rehabilitation Project was completed in 2023. This project included pavement rehabilitation, ADA curb ramps, striping, lighting and drainage improvements.

Orangeburg Avenue Pavement Rehabilitation Project Phase 1 was completed in 2023. This project included pavement rehabilitation, ADA curb ramps, striping, lighting and drainage improvements.

Empire Avenue Pavement Rehabilitation Project was completed in 2023. This project included pavement rehabilitation, ADA curb ramps, striping, lighting and drainage improvements.

A **five-year Transportation Plan** was prepared in FY19/20 to identify, evaluate and prioritize the City of Modesto’s transportation-related operations and maintenance programs, and capital improvement projects and programs, and present one comprehensive plan that covers all modes of travel and available transportation funding. The plan was developed in collaboration with the Transportation Engineering & Design (TED) Division of the Community and Economic Development Department; the Traffic Operations Division, Streets Division, and Transit Division of the Public Works Department; and the Finance Department.

Looking forward to FY24/25, TED anticipates completion of:

- Construction of **Paradise Road Area Pedestrian and Bicycle Safety Improvement Project**
- Construction of **Pelandale Avenue Pavement Rehabilitation Project (Dale Road to McHenry Avenue)**
- Construction of **Pelandale Avenue Phase II (Sisk Road and Pelandale Avenue Intersection)**
- Construction of **Scenic Drive Phase II (Oakdale Road to Bodem Street)**
- Construction of **Dry Creek Bike Path Phase II**
- Construction of **Traffic Calming Project Phase I**

Construction of **Neighborhood ADA Ramp Project Phase II**
Construction of **Standiford Avenue Pedestrian HAWK Signal**

TRAFFIC ENGINEERING

Funding for Transportation Facilities CIP projects comes primarily from gas tax revenues, Capital Facilities Fees (CFF), Measure L funds, assessment districts, and State and Federal Highway Administration grants, which are usually administered by State agencies. The Traffic Engineering division is involved in several areas of improvement such as construction of new traffic signals, modifications of existing signals, expansion of the ATMS/CCTV system, traffic signal coordination, improvement of existing street lighting, restriping various corridors, traffic improvements, and intersection upgrades. Staff will continue to apply for Federal Congestion Mitigation and Air Quality (CMAQ) grants for various transportation facilities improvement and safety projects.



MAJOR ACCOMPLISHMENTS IN Fiscal Year 2023/2024

- Received Safe Streets and Roads for All federal grant- action plan aimed to identify improvement projects to improve roadway safety at high collision locations
- Converted over 70 High Voltage Circuit Lights to low voltage LED
- Improved fiber communication to have live access to approximately 57 signalized intersections from the ATMS room on the 4th floor downtown

- Installed over 50 vehicle detection cameras for 15 intersections within the City – New detection cameras that not only identify traffic vehicles, but also pedestrians and bicyclists
- Implemented Adaptive Traffic Signal Control System on Oakdale Road Corridor, from Scenic Drive to Sylvan Avenue

HIGHLIGHTS FOR Fiscal Year 2024/2025

- Complete Safe Streets and Roads for All action plan. Item is moving through to committee then Council.
- Purchase and install High Intensity Activated Crosswalk system in downtown locations
- Upgrade and remodel of Advanced Traffic Management System operation room
- New signal installed at Oakdale and Claratina
- Secure grant funding identified in the “Modesto Traffic Signal System Master Plan” to fund ITS element projects identified in the Traffic Master Plan
- Purchase and install new signal performance software – Software measuring signal performance and data analytics to improve safety, mobility, and efficiency of signalized intersections
- Purchase and implement Bluetooth data collection software to improve mobility throughout the City.
- Complete design and have in construction fiber optic cable installation for improved system communication for G and H Street
- Complete design of 4 traffic projects and have in construction
- Establish maintenance plans for traffic signs and pavement markings

CITY MAINTENANCE PROJECTS

HIGH VOLTAGE CIRCUIT:

The City currently has a total of 12,387 street lights, of which 539 are high voltage street lights. The high voltage street lights make up 4.5 percent of the street lights within Modesto. Construction for converting the lights began on April 1, 2019 and the City has converted approximately 474 lights as of April 2024.



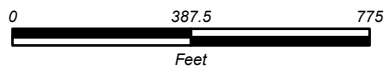
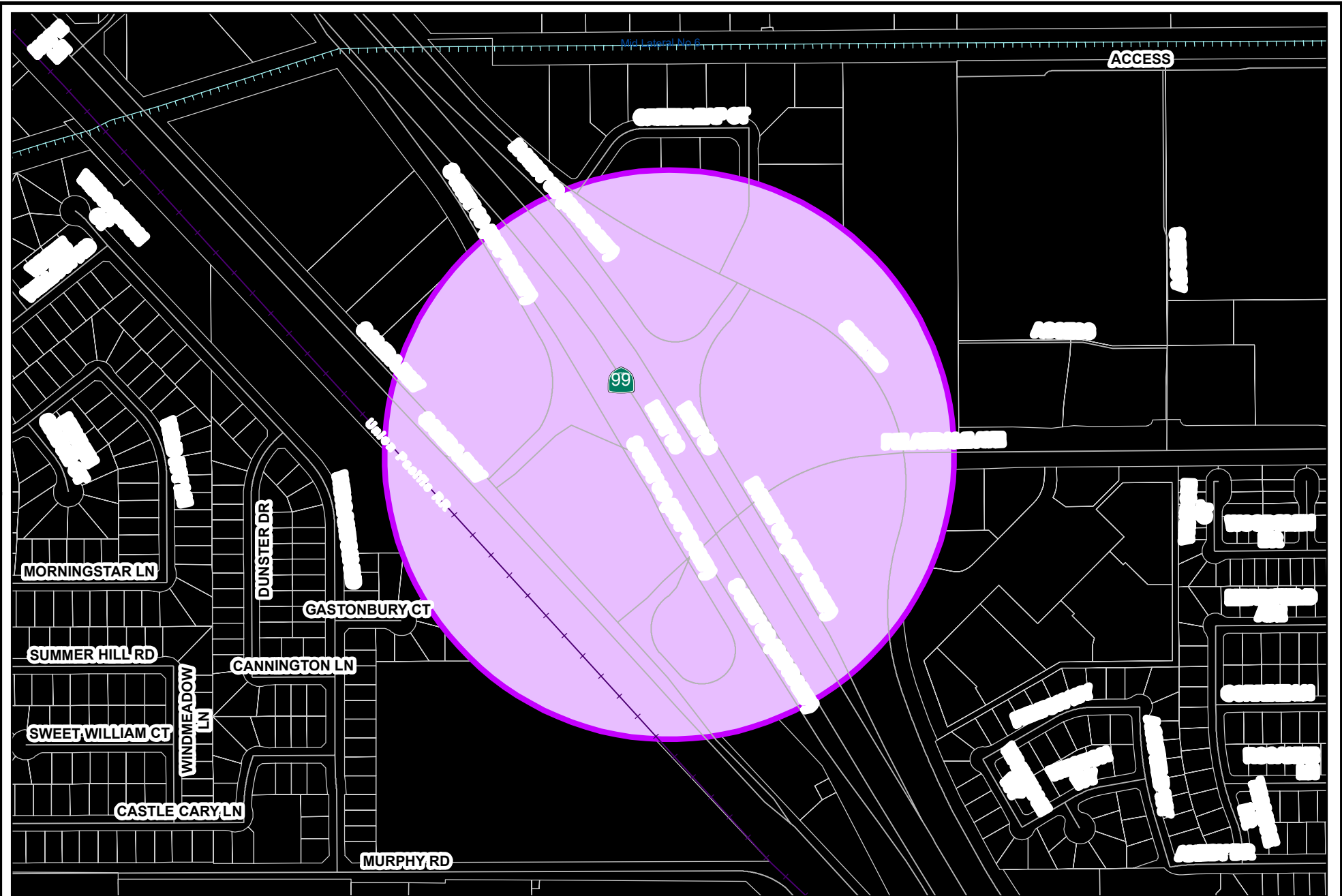
POLICY ISSUES

A major policy issue continues to be how to reverse the trend towards more deferred maintenance of streets. Staff is looking for ways to make street maintenance dollars go as far as possible.

Based on recent construction estimates and maintenance efforts, the cost of bringing all pavement to good condition would be approximately \$504 million dollars. The available funding for the street maintenance program is only a fraction of what is needed to prevent our valuable street infrastructure from further deterioration.

Another policy issue is ensuring that street infrastructure is in place when needed. Roadway infrastructure improvements are costly. Currently, the city collects fees incrementally, just before occupancy. This places the City in a “catch-up” mode. Without some means of financing these improvements earlier in the process, the City is destined to stay behind in this area and roadway improvements will not be funded until after they are needed.

Right-of-way preservation and vehicular access management are two major policy issues facing transportation infrastructure and traffic operations in the City. The capacity of our current transportation infrastructure and General Plan depends upon right-of-way and vehicular access management control policies that are consistently applied to all new development proposals.



City of Modesto

Project #: 100046

PW - Pelandale Interchange at State Route 99



City of Modesto: 2025-29 Capital Improvement Program

CED - Pelandale Interchange at State Route 99 - FHWA - CalTrans-STPL-5059(169) - 2010-20.205 HWY Planning and Con (Suspended)

100046

Capital Un-sponsored

<i>Cost Center:</i> 14999	<i>Category:</i> Traffic Circulation	<i>Start Date:</i> 2011
<i>Hosting Fund:</i> Streets Capital Facility Fee Fund-3410	<i>Type Class:</i> Major Street Improvements	<i>End Date:</i> 2024
<i>Element Listing:</i> Comm Svcs & Fac	<i>Area:</i> Within City	<i>Status:</i> Active
<i>Classification:</i> Replacement	<i>Manager:</i> Sandhu, Balhar	<i>Const. Code:</i> Not Awarded

Proj Desc: Reconstruction of the Pelandale Interchange at SR 99.

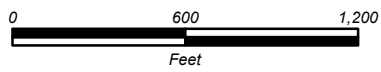
Background: This project was established to allow the City of Modesto to assume the lead role in the Pelandale Interchange project. Project Approval and Environmental Document (PA&ED) phase was completed on December 21, 2009. On February 3, 2009, the City Council approved a Cooperative Agreement with Caltrans approving the City as the lead agency to develop Project Plans, Specifications & Estimates (PS&E) PS&E is 100% completed. Funds for PS&E included \$2,646,509 federal RSTP and \$1,300,000 Local CFF. City received \$41,630,000 State Proposition 1B savings for construction.

Proj Stat: Staff is waiting on AT&T payment to be finalized to close out the project.

Revenues	Budget	Actuals+Commit	Available	Prop. Inc./Dec. for 24-25	Bud + Prop. Incr/Decr	Avail.+ Prop. Incr/Decr	25-26	26-27	27-28	28-29	Total Budgeted up to 2029
42110 Intergov - State - CA Department of Transportation	2,646,401	2,570,213	76,188	0	2,646,401	76,188	0	0	0	0	2,646,401
42301 Intergov - County Contribution/Reimbursement	156,048	156,048	0	0	156,048	0	0	0	0	0	156,048
43240 CS - CD - Capital Facility Fees	3,451,401	0	3,451,401	0	3,451,401	3,451,401	0	0	0	0	3,451,401
Revenue Totals:	6,253,850	2,726,261	3,527,589	0	6,253,850	3,527,589	0	0	0	0	6,253,850

Expenditures	Budget	Actual+Commit	Available	Prop. Inc./Dec. for 24-25	Budget+Prop. Inc./Dec.	Avail.+Prop. Inc./Dec.	25-26	26-27	27-28	28-29	Total Budgeted up to 2029
CC Consultant Charges	3,072,430	3,072,430	0	0	3,072,430	0	0	0	0	0	3,072,430
EDA Eng/Design/Admin	596,673	596,673	0	0	596,673	0	0	0	0	0	596,673
ENV CIP - Environmental	650,000	650,000	0	0	650,000	0	0	0	0	0	650,000
LA Land Acquisition	4,309,479	4,272,684	36,795	0	4,309,479	36,795	0	0	0	0	4,309,479
UE Utility and EIR	592,400	592,400	0	0	592,400	0	0	0	0	0	592,400
Expenditure Totals:	9,220,982	9,184,187	36,795	0	9,220,982	36,795	0	0	0	0	9,220,982

Fund Balance Required	Budget+Prop. Inc./Dec.	Available+Prop. Inc./Dec.
Streets Capital Facility Fee Fund-3410	2,967,132	-3,490,793



City of Modesto

Project #: 100051



CED - Claratina: McHenry to Coffee (4 Lanes & Intersection Improvements)

City of Modesto: 2025-29 Capital Improvement Program

CED - Claratina: McHenry to Coffee (4 Lanes & Intersection Improvements)

100051

Capital Un-sponsored

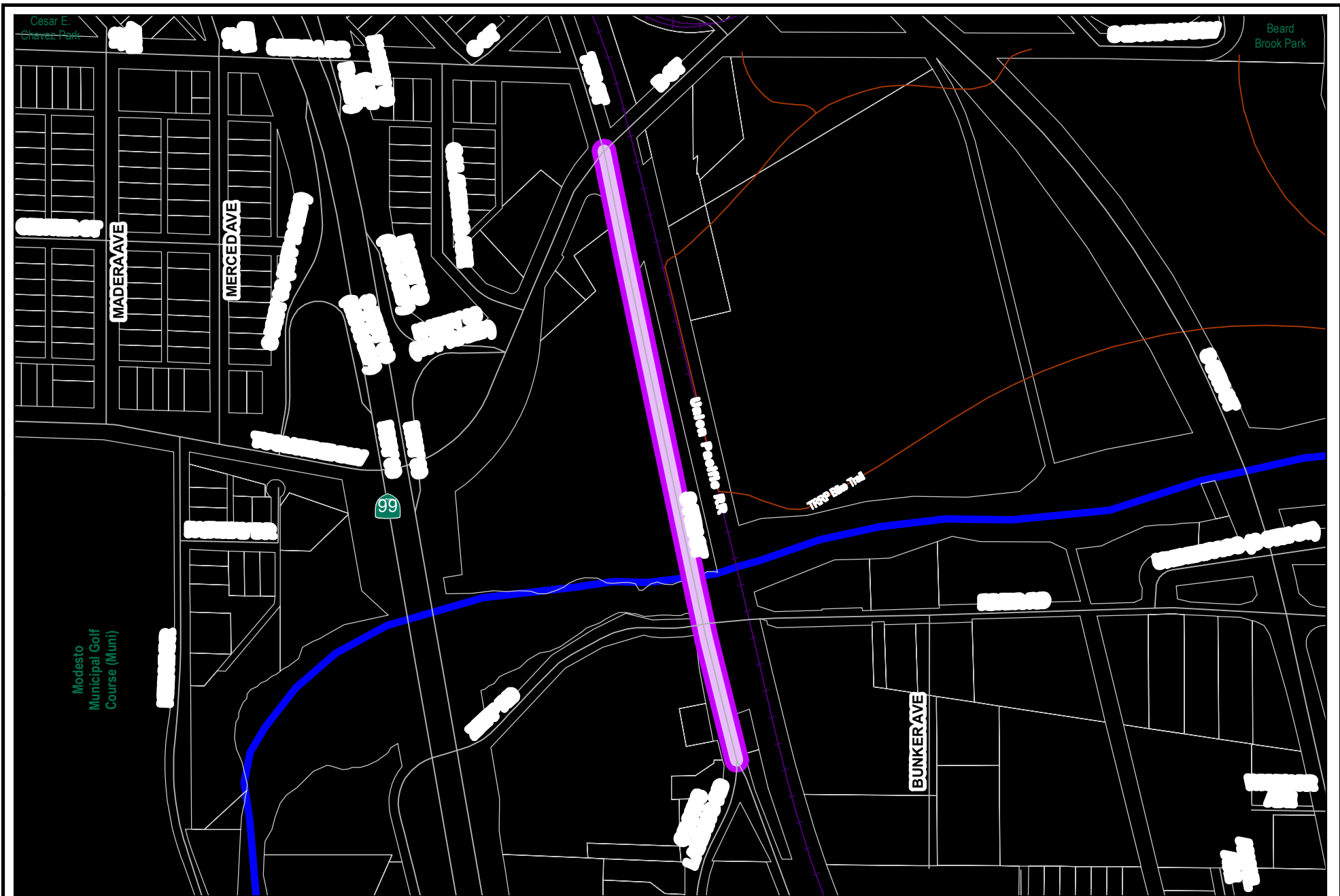
<i>Cost Center:</i> 14999	<i>Category:</i> Traffic Circulation	<i>Start Date:</i> 2011
<i>Hosting Fund:</i> Streets Capital Facility Fee Fund-3410	<i>Type Class:</i> Expressway Improvements	<i>End Date:</i>
<i>Element Listing:</i> Comm Svcs & Fac	<i>Area:</i> Coffee-Claratina	<i>Status:</i> Active
<i>Classification:</i> Improvements	<i>Manager:</i> Sandhu, Sandeep K	<i>Const. Code:</i> Not Awarded

Proj Desc: This project will reconstruct and widen Claratina Ave. beginning approx. 1400 ft. east of McHenry Ave. to the Claratina / Coffee intersection with roadway transition improvements north, south and east of the intersection. Right-of-way acquisition is required along with possible relocation of PG&E gas regulator station improvements.

Proj Stat: Several conceptual designs have been designed and considered within the project Traffic Evaluation Report. PG&E's gas regulator station is not moving. Temporary roundabout at Coffee Rd was improved in Summer 2020.

Expenditures	Budget	Actual+Commit	Available	Prop. Inc./Dec. for 24-25	Budget+Prop. Inc./Dec.	Avail.+Prop. Inc./Dec.	25-26	26-27	27-28	28-29	Total Budgeted up to 2029
CA Construction Admin	0	0	0	0	0	0	0	0	0	0	0
CON Construction	599,260	599,260	0	0	599,260	0	0	0	0	0	599,260
CTGY Contingency - CIP	0	0	0	0	0	0	0	0	0	0	0
DR Develop Reimburse	2,959,761	2,959,761	0	0	2,959,761	0	0	0	0	0	2,959,761
EDA Eng/Design/Admin	1,402,167	1,146,338	255,829	0	1,402,167	255,829	0	0	0	0	1,402,167
ENV CIP - Environmental	50,000	8,589	41,411	0	50,000	41,411	0	0	0	0	50,000
LA Land Acquisition	851,723	51,943	799,780	0	851,723	799,780	0	0	0	0	851,723
UE Utility and EIR	200,000	287	199,713	0	200,000	199,713	0	0	0	0	200,000
Expenditure Totals:	6,062,911	4,766,177	1,296,734	0	6,062,911	1,296,734	0	0	0	0	6,062,911

Fund Balance Required	Budget+Prop. Inc./Dec.	Available+Prop. Inc./Dec.
Streets Capital Facility Fee Fund-3410	6,062,911	1,296,734



City of Modesto

Project #: 100586

CED - 7th Street Bridge at Tuolumne River



City of Modesto: 2025-29 Capital Improvement Program

CED - 7th Street Bridge at Tuolumne River - FHWA - CalTrans-BRLS-5938(167)-2010-20.205 HWY Planning and CON

100586

Capital Un-sponsored

<i>Cost Center:</i> 14999	<i>Category:</i> Traffic Circulation	<i>Start Date:</i> 2011
<i>Hosting Fund:</i> Streets Capital Facility Fee Fund-3410	<i>Type Class:</i> Major Street Improvements	<i>End Date:</i>
<i>Element Listing:</i> Comm Svcs & Fac	<i>Area:</i> Within City	<i>Status:</i> Active
<i>Classification:</i> Improvements	<i>Manager:</i> Wells, Toby	<i>Const. Code:</i> New or Future

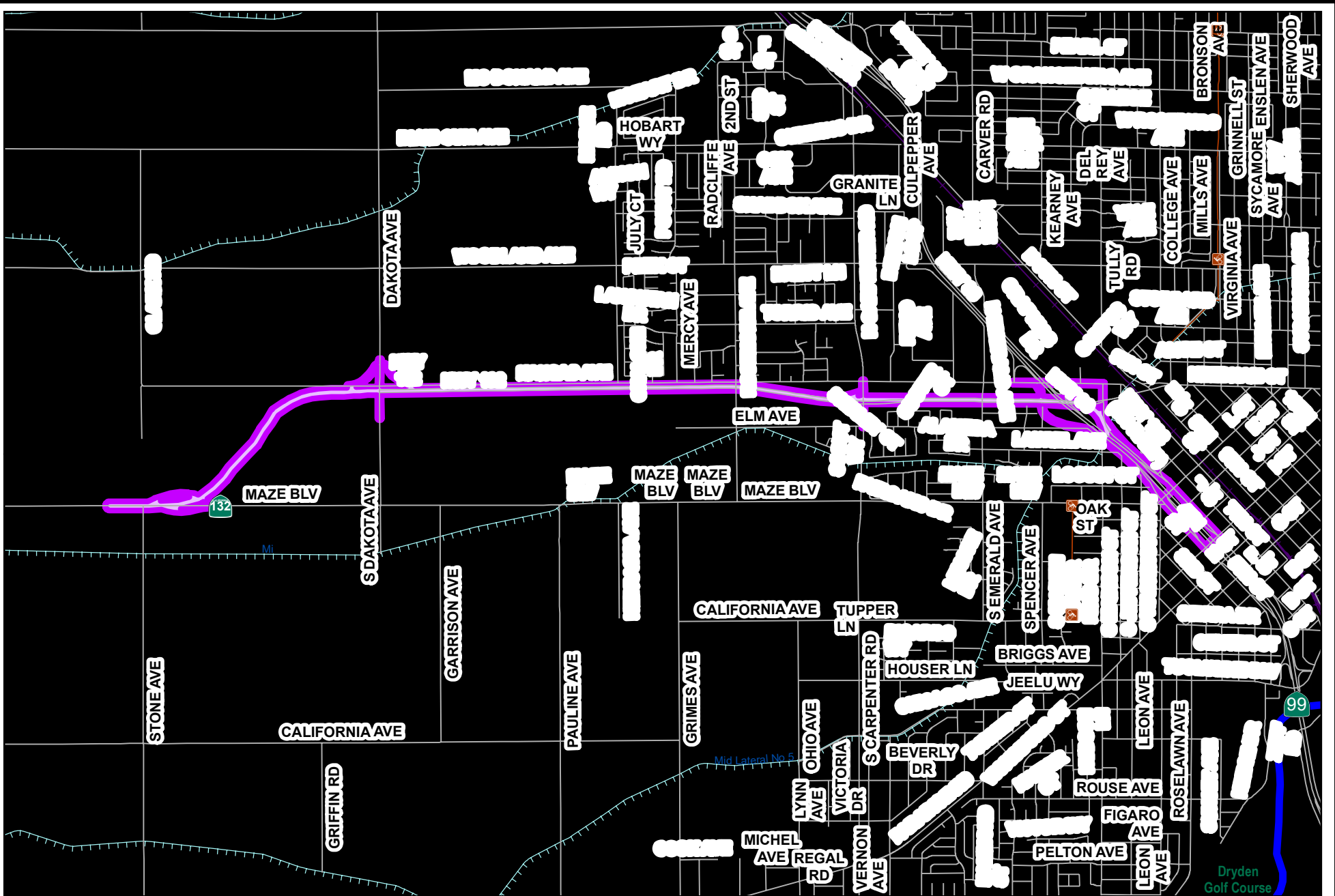
Proj Desc: Replace the 7th Street Bridge over the Tuolumne River. Stanislaus County is the lead agency for this project. It is expected that 88.53% of the project costs will be federally funded. The City and County will share in the cost of the local match requirement per the terms stated in the Memorandum of Understanding.

Proj Stat: Stanislaus County awarded a contract to Biggs Cardosa to prepare project plans, specifications, & estimates in December, 2019. PS&E is 100% complete as of 3/1/2023. Construction is anticipated to begin in Summer 2025.

Revenues	Budget	Actuals+Commit	Available	Prop. Inc./Dec. for 24-25	Bud + Prop. Incr/Decr	Avail.+ Prop. Incr/Decr	25-26	26-27	27-28	28-29	Total Budgeted up to 2029
42015 Intergov - Federal - Federal Highway Administration (DOT)	0	0	0	0	0	0	0	0	0	0	0
42110 Intergov - State - CA Department of Transportation	202,018	221,821	-19,803	0	202,018	-19,803	0	0	0	0	202,018
Revenue Totals:	202,018	221,821	-19,803	0	202,018	-19,803	0	0	0	0	202,018

Expenditures	Budget	Actual+Commit	Available	Prop. Inc./Dec. for 24-25	Budget+Prop. Inc./Dec.	Avail.+Prop. Inc./Dec.	25-26	26-27	27-28	28-29	Total Budgeted up to 2029
EDA Eng/Design/Admin	452,018	273,525	178,493	0	452,018	178,493	0	0	0	0	452,018
LM Local Match	949,893	264,470	685,423	0	949,893	685,423	0	0	0	0	949,893
Expenditure Totals:	1,401,911	537,996	863,915	0	1,401,911	863,915	0	0	0	0	1,401,911

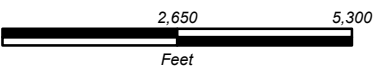
Fund Balance Required	Budget+Prop. Inc./Dec.	Available+Prop. Inc./Dec.
Streets Capital Facility Fee Fund-3410	1,199,893	883,718



City of Modesto

Project #: 100614

CED - State Route 132 West Expressway



City of Modesto: 2025-29 Capital Improvement Program

**CED - State Route 132 West Expressway-FHWA-CalTrans-HPLUL-5059(230)-2018-20.205
HWY Planning and CON**

100614

Capital Un-sponsored

<i>Cost Center:</i> 14999	<i>Category:</i> Traffic Circulation	<i>Start Date:</i> 2011
<i>Hosting Fund:</i> Streets Capital Facility Fee Fund-3410	<i>Type Class:</i> Expressway Improvements	<i>End Date:</i> 2025
<i>Element Listing:</i> Comm Dev	<i>Area:</i> System Wide	<i>Status:</i> Active
<i>Classification:</i> Improvements	<i>Manager:</i> Wells, Toby	<i>Const. Code:</i> Construction Completed

Proj Desc: Construct 2 lane expressway between Needham and Dakota Ave. This phase of the project houses all the right of way and acquisition activity. Project 101119 houses the construction phase of the project.

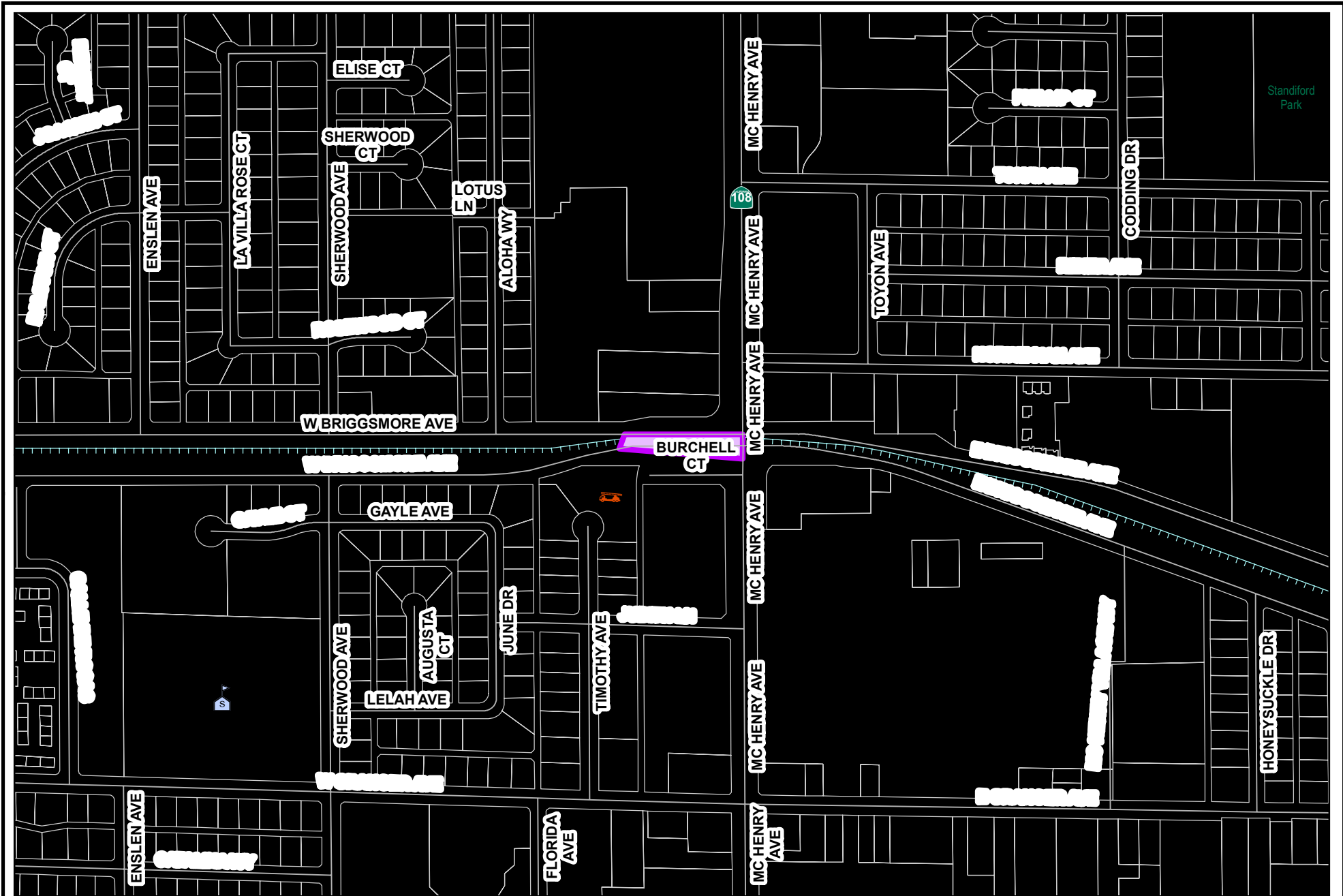
Proj Stat: Construction completed December 2023. Ongoing cleanup activities to transfer ROW to CalTrans and other agencies. Anticipated project completion 2025.

Revenues	Budget	Actuals+Commit	Available	Prop. Inc./Dec. for 24-25	Bud + Prop. Incr/Decr	Avail.+ Prop. Incr/Decr	25-26	26-27	27-28	28-29	Total Budgeted up to 2029
42110 Intergov - State - CA Department of Transportation	6,108,881	6,108,881	0	0	6,108,881	0	0	0	0	0	6,108,881
42301 Intergov - County Contribution/Reimbursement	5,000,000	5,000,000	0	0	5,000,000	0	0	0	0	0	5,000,000
42330 Intergov - Measure L Regional Funds	14,400,000	13,969,753	430,247	0	14,400,000	430,247	0	0	0	0	14,400,000
43240 CS - CD - Capital Facility Fees	4,415,000	0	4,415,000	0	4,415,000	4,415,000	0	0	0	0	4,415,000
45010 Interfund Charges - Equipment Pool Charges	0	399	-399	0	0	-399	0	0	0	0	0
46004 Miscellaneous Lease	45,270	67,850	-22,580	0	45,270	-22,580	0	0	0	0	45,270
47005 Miscellaneous Revenue	0	0	0	0	0	0	0	0	0	0	0
Revenue Totals:	29,969,151	25,146,883	4,822,268	0	29,969,151	4,822,268	0	0	0	0	29,969,151

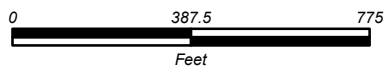
Expenditures	Budget	Actual+Commit	Available	Prop. Inc./Dec. for 24-25	Budget+Prop. Inc./Dec.	Avail.+Prop. Inc./Dec.	25-26	26-27	27-28	28-29	Total Budgeted up to 2029
CA-ML CA-Measure L	213	213	0	0	213	0	0	0	0	0	213
CTGY-ML CTGY-Measure L	0	20	-20	0	0	-20	0	0	0	0	0
EDA Eng/Design/Admin	532,711	36,724	495,987	0	532,711	495,987	0	0	0	0	532,711
EDA-CFF EDA-Streets CFF	510,130	544,844	-34,714	0	510,130	-34,714	0	0	0	0	510,130
EDA-ML EDA-Measure L	9,038,437	9,037,523	914	0	9,038,437	914	0	0	0	0	9,038,437
ENV Environmental	0	0	0	0	0	0	0	0	0	0	0
ENV-CFF ENV-Streets CFF	114,293	114,293	0	0	114,293	0	0	0	0	0	114,293
LA Land Acquisition	0	0	0	0	0	0	0	0	0	0	0
LA-CFF LA-Streets CFF	4,690,335	4,217,903	472,432	0	4,690,335	472,432	0	0	0	0	4,690,335
LA-CFFCPSI LA-CFF CPSI	662,701	662,701	0	0	662,701	0	0	0	0	0	662,701
LA-CFF-Nossaman LA-CFF-Nossaman	1,467,139	1,656,285	-189,146	97	1,467,139	-189,146	0	0	0	0	1,467,139

LA-DEMO LA-DEMO Funds	3,783,968	3,757,568	26,400	0	3,783,968	26,400	0	0	0	0	3,783,968
LA-EARMARK LA-Earmark Repurpose	0	0	0	0	0	0	0	0	0	0	0
LA-ML LA-Measure L	1,147,863	1,146,453	1,410	0	1,147,863	1,410	0	0	0	0	1,147,863
LA-MLCPSI LA-Measure L CPSI	3,252,137	3,252,137	0	0	3,252,137	0	0	0	0	0	3,252,137
LA-PFF LA-PFF Funds	5,000,000	5,000,000	0	0	5,000,000	0	0	0	0	0	5,000,000
LA-RIP LA-RIP Funds	500,000	498,649	1,351	0	500,000	1,351	0	0	0	0	500,000
LA-RSTP LA-RSTP Funds	3,240,778	3,240,778	0	0	3,240,778	0	0	0	0	0	3,240,778
UR-ML UR-Measure L	600,000	579,736	20,264	0	600,000	20,264	0	0	0	0	600,000
Expenditure Totals:	34,540,705	33,745,826	794,879	0	34,540,705	794,879	0	0	0	0	34,540,705

Fund Balance Required					Budget+Prop. Inc./Dec.	Available+Prop. Inc./Dec.
Streets Capital Facility Fee Fund-3410					4,571,554	-4,027,390



Standford Park



City of Modesto

Project #: 100632



PW- Widen and install right turn lane at SB McHenry Ave and WB Briggsmore Ave.

City of Modesto: 2025-29 Capital Improvement Program

CED - Right Turn Lane Southbound McHenry Ave to Westbound Briggsmore Ave-FHWA-CalTrans-CML-5059(186)-2011-20.205 HWY Planning and Con (Suspended)

100632

Capital Un-sponsored

<i>Cost Center:</i> 14999	<i>Category:</i> Traffic Circulation	<i>Start Date:</i> 2011
<i>Hosting Fund:</i> Streets Capital Facility Fee Fund-3410	<i>Type Class:</i> Intersection Upgrade	<i>End Date:</i> 2024
<i>Element Listing:</i> Comm Dev	<i>Area:</i> Within City	<i>Status:</i> Active
<i>Classification:</i> Improvements	<i>Manager:</i> Sandhu, Sandeep K	<i>Const. Code:</i> To be Closed

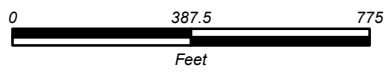
Proj Desc: This project provides funding to widen and install right turn lane at southbound McHenry Avenue to westbound Briggsmore Avenue. The work to be done includes curb, gutter, sidewalk, traffic signal modifications and paving to add right-turn lane.

Proj Stat: Construction completed.

Revenues	Budget	Actuals+Commit	Available	Prop. Inc./Dec. for 24-25	Bud + Prop. Incr/Decr	Avail.+ Prop. Incr/Decr	25-26	26-27	27-28	28-29	Total Budgeted up to 2029
42110 Intergov - State - CA Department of Transportation	1,887,592	1,694,865	192,727	0	1,887,592	192,727	0	0	0	0	1,887,592
43240 CS - CD - Capital Facility Fees	194,300	190,300	4,000	0	194,300	4,000	0	0	0	0	194,300
61420 Transfer in from Fund 1420	40,000	40,000	0	0	40,000	0	0	0	0	0	40,000
Revenue Totals:	2,121,892	1,925,165	196,727	0	2,121,892	196,727	0	0	0	0	2,121,892

Expenditures	Budget	Actual+Commit	Available	Prop. Inc./Dec. for 24-25	Budget+Prop. Inc./Dec.	Avail.+Prop. Inc./Dec.	25-26	26-27	27-28	28-29	Total Budgeted up to 2029
CA Construction Admin	247,172	247,029	143	0	247,172	143	0	0	0	0	247,172
CCF City Construct Force	0	0	0	0	0	0	0	0	0	0	0
CON Construction	1,248,975	1,133,006	115,969	0	1,248,975	115,969	0	0	0	0	1,248,975
CTGY-CIP Contingency - CIP	134,773	89,349	45,424	0	134,773	45,424	0	0	0	0	134,773
EDA Eng/Design/Admin	253,000	248,590	4,410	0	253,000	4,410	0	0	0	0	253,000
LA Land Acquisition	240,605	240,605	0	0	240,605	0	0	0	0	0	240,605
UE Utility and EIR	32,760	19,388	13,372	0	32,760	13,372	0	0	0	0	32,760
Expenditure Totals:	2,157,285	1,977,967	179,318	0	2,157,285	179,318	0	0	0	0	2,157,285

Fund Balance Required	Budget+Prop. Inc./Dec.	Available+Prop. Inc./Dec.
Streets Capital Facility Fee Fund-3410	35,393	-17,409



City of Modesto

Project #: 100727

CED - Bus Turnout SB Dale Rd, South of Veneman - CML 5059 (197)



City of Modesto: 2025-29 Capital Improvement Program

**CED - Bus Turnout SB Dale Rd, South of Veneman-FHWA-CalTrans-CML 5059 (197)-
2012-20.205 HWY Planning and Con (Suspended)**

100727

Capital Un-sponsored

<i>Cost Center:</i> 14999	<i>Category:</i> Traffic Circulation	<i>Start Date:</i> 2012
<i>Hosting Fund:</i> Capital Grants - Streets CIP Projects-3160	<i>Type Class:</i> Low Cost Traffic Improvements	<i>End Date:</i> 2024
<i>Element Listing:</i> Comm Dev	<i>Area:</i> Within City	<i>Status:</i> Active
<i>Classification:</i> Improvements	<i>Manager:</i> Sandhu, Sandeep K	<i>Const. Code:</i> To be Closed

Proj Desc: PW - Bus Turnout SB Dale Rd, South of Veneman -CML 5059 (197)

Proj Stat: Construction completed. Final report sent to CalTrans

Revenues	Budget	Actuals+Commit	Available	Prop. Inc./Dec. for 24-25	Bud + Prop. Incr/Decr	Avail.+ Prop. Incr/Decr	25-26	26-27	27-28	28-29	Total Budgeted up to 2029
42013 Intergov - Federal - Federal Transit Administration	0	0	0	0	0	0	0	0	0	0	0
42110 Intergov - State - CA Department of Transportation	520,397	489,023	31,374	0	520,397	31,374	0	0	0	0	520,397
61510 Transfer In from Fund 1510	27,052	27,051	1	0	27,052	1	0	0	0	0	27,052
61720 Transfer In from Fund 1720	2,050	2,050	0	0	2,050	0	0	0	0	0	2,050
64510 Transfer In from Fund 4510	378,503	139,026	239,477	0	378,503	239,477	0	0	0	0	378,503
Revenue Totals:	928,002	657,150	270,852	0	928,002	270,852	0	0	0	0	928,002

Expenditures	Budget	Actual+Commit	Available	Prop. Inc./Dec. for 24-25	Budget+Prop. Inc./Dec.	Avail.+Prop. Inc./Dec.	25-26	26-27	27-28	28-29	Total Budgeted up to 2029
CA Construction Admin	73,104	60,001	13,103	0	73,104	13,103	0	0	0	0	73,104
CON Construction	496,000	288,811	207,189	0	496,000	207,189	0	0	0	0	496,000
CTGY-CIP Contingency - CIP	49,600	18,752	30,848	0	49,600	30,848	0	0	0	0	49,600
EDA Eng/Design/Admin	117,296	124,243	-6,947	0	117,296	-6,947	0	0	0	0	117,296
LA Land Acquisition	161,090	143,926	17,164	0	161,090	17,164	0	0	0	0	161,090
UE Utility and EIR	15,000	21,417	-6,417	0	15,000	-6,417	0	0	0	0	15,000
Expenditure Totals:	912,090	657,150	254,940	0	912,090	254,940	0	0	0	0	912,090

Fund Balance Required	Budget+Prop. Inc./Dec.	Available+Prop. Inc./Dec.
Capital Grants - Streets CIP Projects-3160	-15,912	-15,912



City of Modesto

Project #: 100728



CED - Right Turn Lane W B D Street @ NB 9th Street - CML 5059(198)

City of Modesto: 2025-29 Capital Improvement Program

**CED - Right Turn Lane W B D Street @ NB 9th Street - FHWA-CalTrans-CML 5059(198)-
2012-20.205 HWY Planning and Con (Suspended)**

100728

Capital Un-sponsored

<i>Cost Center:</i> 14999	<i>Category:</i> Traffic Circulation	<i>Start Date:</i> 2012
<i>Hosting Fund:</i> Capital Grants - Streets CIP Projects-3160	<i>Type Class:</i> Low Cost Traffic Improvements	<i>End Date:</i> 2024
<i>Element Listing:</i> Comm Dev	<i>Area:</i> Within City	<i>Status:</i> Active
<i>Classification:</i> Improvements	<i>Manager:</i> Sandhu, Sandeep K	<i>Const. Code:</i> To be Closed

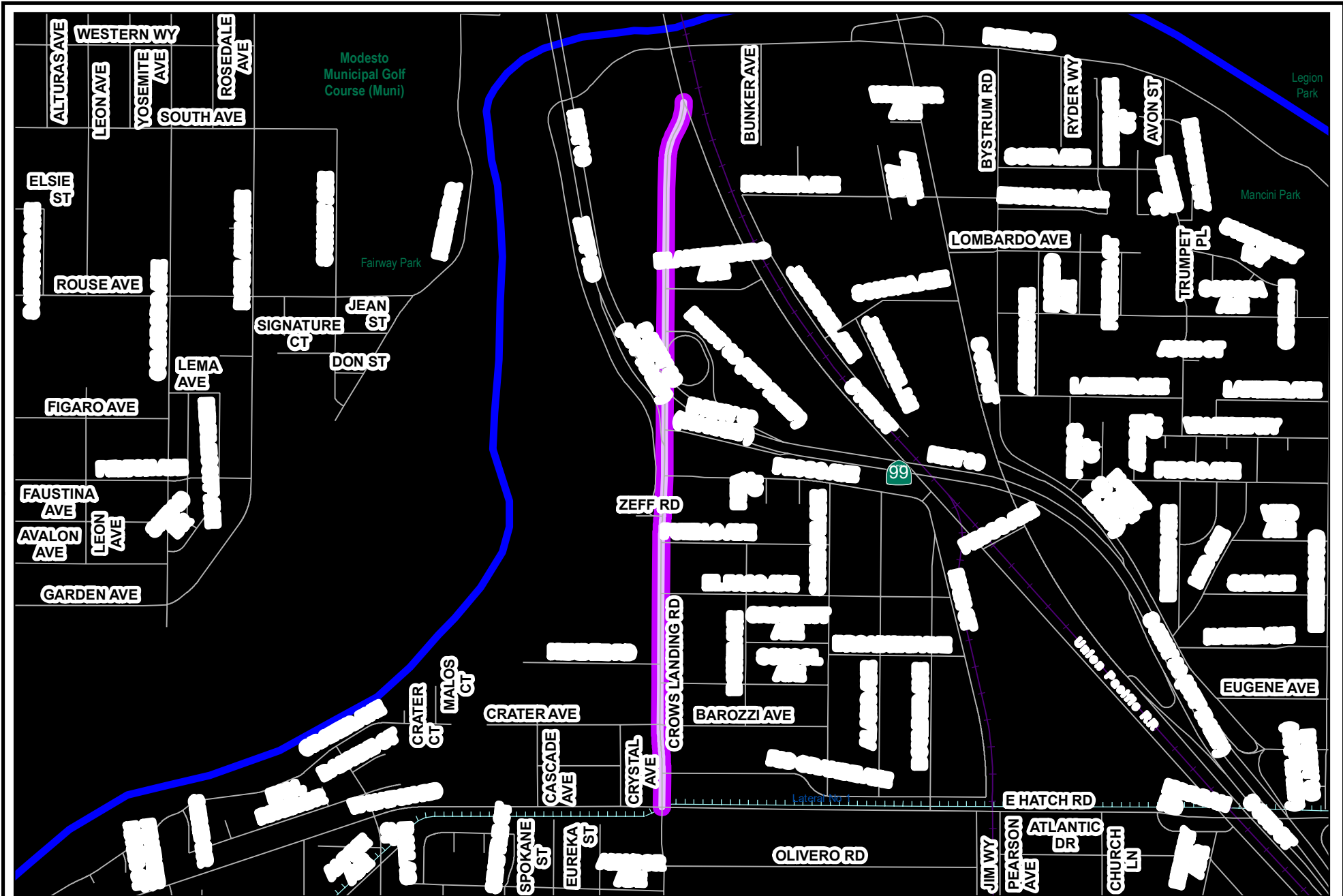
Proj Desc: Right Turn Lane WB D Street @ NB 9th Street - CML 5059 (198)

Proj Stat: Construction complete. Final report sent to CalTrans.

Revenues	Budget	Actuals+Commit	Available	Prop. Inc./Dec. for 24-25	Bud + Prop. Incr/Decr	Avail.+ Prop. Incr/Decr	25-26	26-27	27-28	28-29	Total Budgeted up to 2029
42013 Intergov - Federal - Federal Transit Administration	115,000	114,999	1	0	115,000	1	0	0	0	0	115,000
42110 Intergov - State - CA Department of Transportation	1,199,936	1,140,835	59,101	0	1,199,936	59,101	0	0	0	0	1,199,936
Revenue Totals:	1,314,936	1,255,834	59,102	0	1,314,936	59,102	0	0	0	0	1,314,936

Expenditures	Budget	Actual+Commit	Available	Prop. Inc./Dec. for 24-25	Budget+Prop. Inc./Dec.	Avail.+Prop. Inc./Dec.	25-26	26-27	27-28	28-29	Total Budgeted up to 2029
CA Construction Admin	159,276	149,055	10,221	0	159,276	10,221	0	0	0	0	159,276
CON Construction	861,843	854,430	7,413	0	861,843	7,413	0	0	0	0	861,843
CTGY-CIP Contingency - CIP	53,684	18,578	35,106	0	53,684	35,106	0	0	0	0	53,684
EDA Eng/Design/Admin	225,133	224,321	812	0	225,133	812	0	0	0	0	225,133
SUP Con Supp Work	0	0	0	0	0	0	0	0	0	0	0
UE Utility Relocation	15,000	9,450	5,550	0	15,000	5,550	0	0	0	0	15,000
Expenditure Totals:	1,314,936	1,255,834	59,102	0	1,314,936	59,102	0	0	0	0	1,314,936

Fund Balance Required	Budget+Prop. Inc./Dec.	Available+Prop. Inc./Dec.
Capital Grants - Streets CIP Projects-3160	0	0



City of Modesto

Project #: 100881



CED - Pavement Rehabilitation of Crows Landing Rd, Pelandale Ave & Standford Ave

City of Modesto: 2025-29 Capital Improvement Program

**CED - Pavement Rehabilitation of Crows Landing Rd, Pelandale Ave & Standiford Ave-
FHWA-CalTrans-STPL-5059(208)-2014-20.205 HWY Planning and Con - Capital and Non-
Capital Mix - Suspended**

100881

Capital Un-sponsored

<i>Cost Center:</i> 14999	<i>Category:</i> Traffic Circulation	<i>Start Date:</i> 2015
<i>Hosting Fund:</i> Capital Grants - Streets CIP Projects-3160	<i>Type Class:</i> Maintenance	<i>End Date:</i> 2024
<i>Element Listing:</i> Comm Svcs & Fac	<i>Area:</i> Within City	<i>Status:</i> Active
<i>Classification:</i> Maintenance	<i>Manager:</i> Soares, Phillip A	<i>Const. Code:</i> To be Closed

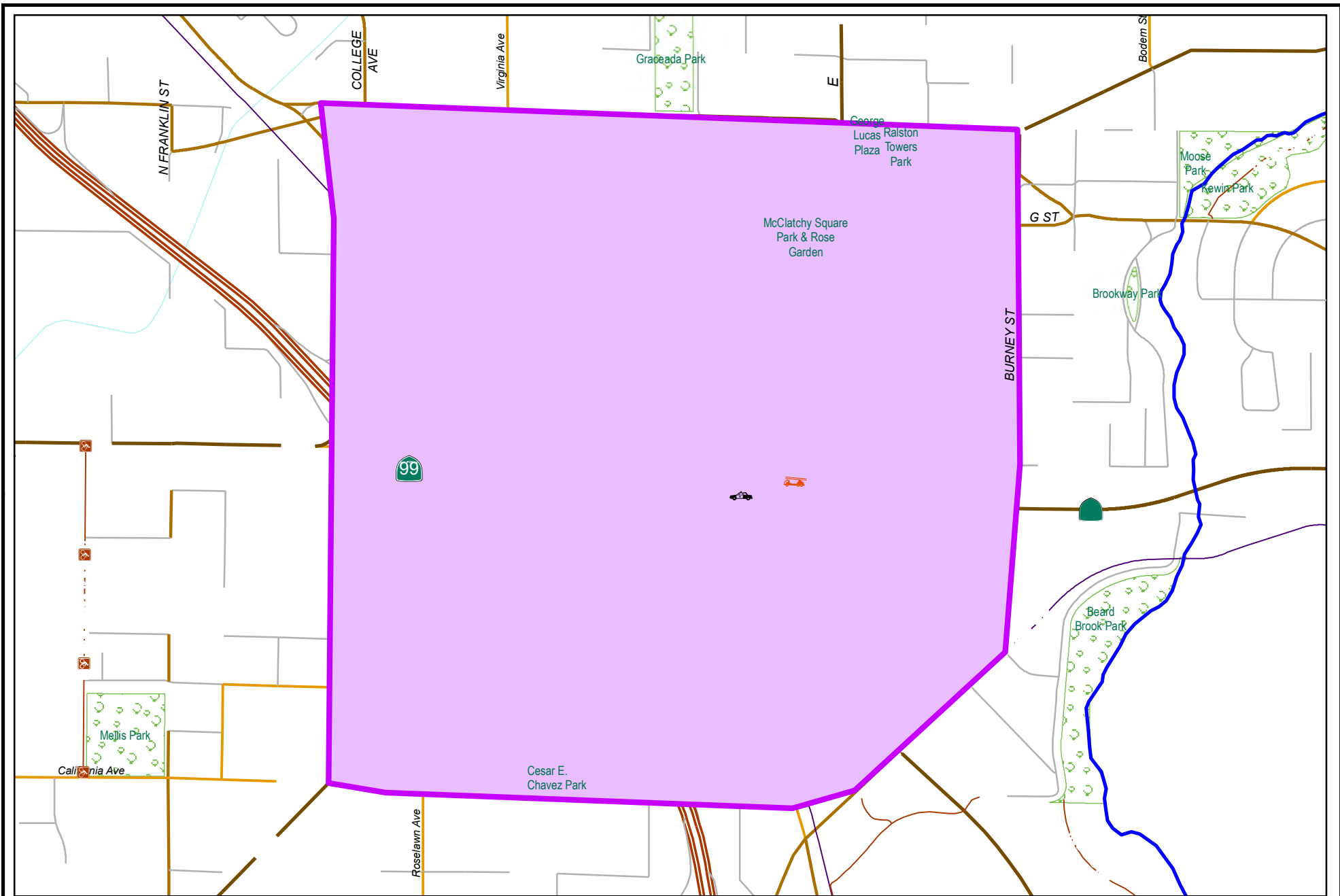
Proj Desc: This is a federally funded pavement project utilizing RSTP funds. This project includes Crows Landing Rd from Pecos to Hatch Road. Toll Credits will be used in place of match money.

Proj Stat: Construction Complete

Revenues	Budget	Actuals+Commit	Available	Prop. Inc./Dec. for 24-25	Bud + Prop. Incr/Decr	Avail.+ Prop. Incr/Decr	25-26	26-27	27-28	28-29	Total Budgeted up to 2029
42110 Intergov - State - CA Department of Transportation	3,053,708	2,796,441	257,267	0	3,053,708	257,267	0	0	0	0	3,053,708
63410 Transfer In from Fund 3410	30,000	5,257	24,743	0	30,000	24,743	0	0	0	0	30,000
Revenue Totals:	3,083,708	2,801,698	282,010	0	3,083,708	282,010	0	0	0	0	3,083,708

Expenditures	Budget	Actual+Commit	Available	Prop. Inc./Dec. for 24-25	Budget+Prop. Inc./Dec.	Avail.+Prop. Inc./Dec.	25-26	26-27	27-28	28-29	Total Budgeted up to 2029
CA Construction Admin	282,922	241,422	41,500	0	282,922	41,500	0	0	0	0	282,922
CCF City Construct Force	29,333	1,085	28,248	0	29,333	28,248	0	0	0	0	29,333
CON Construction	2,291,624	2,237,971	53,653	0	2,291,624	53,653	0	0	0	0	2,291,624
CTGY-CIP Contingency - CIP	229,162	70,546	158,616	0	229,162	158,616	0	0	0	0	229,162
EDA Eng/Design/Admin	250,667	250,667	0	0	250,667	0	0	0	0	0	250,667
Expenditure Totals:	3,083,708	2,801,691	282,017	0	3,083,708	282,017	0	0	0	0	3,083,708

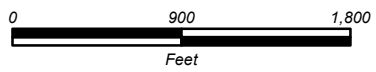
Fund Balance Required	Budget+Prop. Inc./Dec.	Available+Prop. Inc./Dec.
Capital Grants - Streets CIP Projects-3160	0	7



City of Modesto

Project #: 100940

PW - Synchronize Traffic Signals Downtown 2015



City of Modesto: 2025-29 Capital Improvement Program

PW - Synchronize Traffic Signals Downtown 2015-FHWA-CalTrans-CML-5059(217)-2016-20.205 HWY Planning and Con

100940

Capital Un-sponsored

<i>Cost Center:</i> 59999	<i>Category:</i> Traffic Circulation	<i>Start Date:</i> 2016
<i>Hosting Fund:</i> Capital Grants - Streets CIP Projects-3160	<i>Type Class:</i> Traffic Control Devices	<i>End Date:</i> 2024
<i>Element Listing:</i> Comm Dev	<i>Area:</i> Within City	<i>Status:</i> Active
<i>Classification:</i> Improvements	<i>Manager:</i> Murphy, Mark G	<i>Const. Code:</i> New or Future

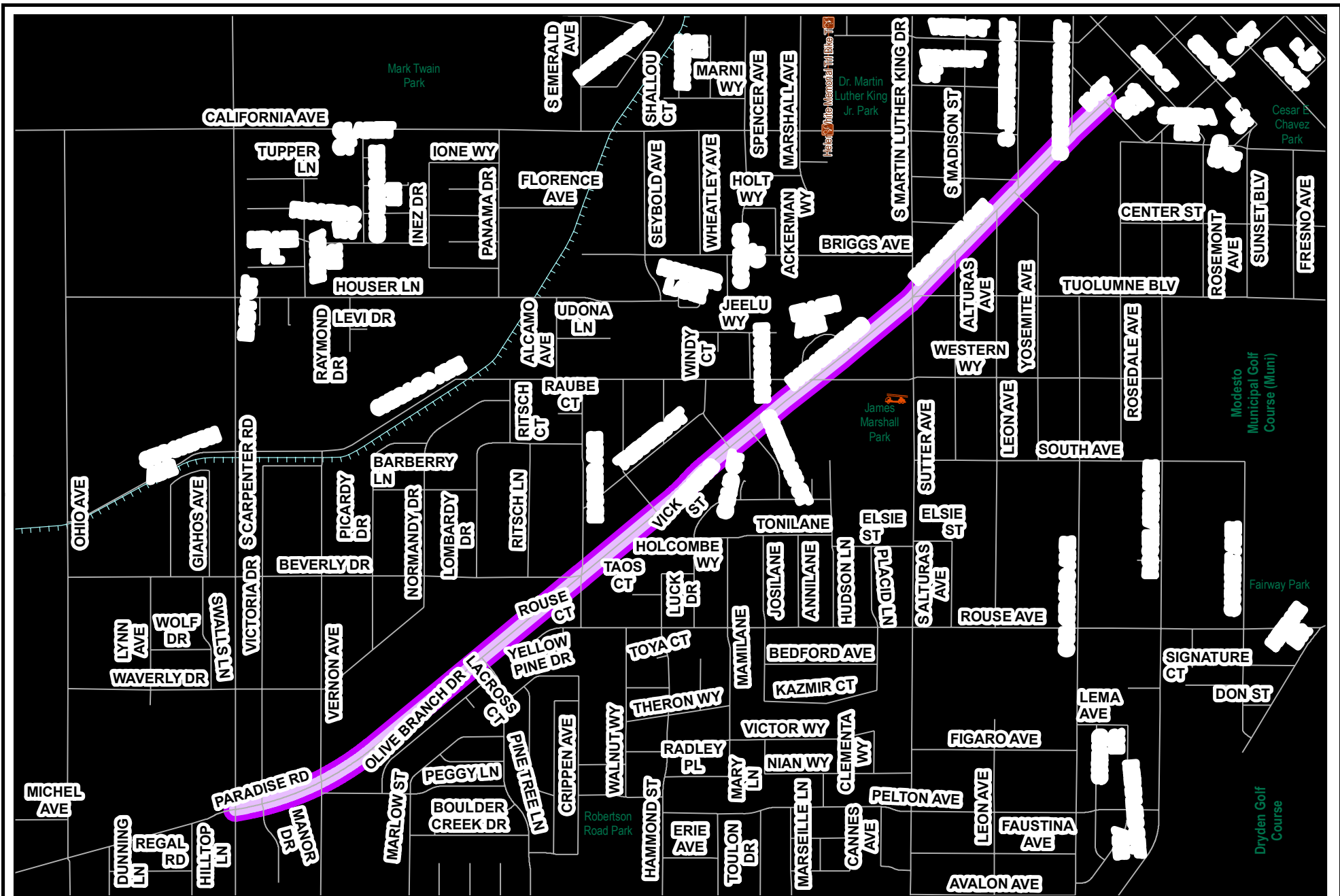
Proj Desc: Coordinating traffic signals for the Central Business District in downtown Modesto.

Proj Stat: Project complete, working on closeout.

Revenues	Budget	Actuals+Commit	Available	Prop. Inc./Dec. for 24-25	Bud + Prop. Inc./Decr	Avail.+ Prop. Incr/Decr	25-26	26-27	27-28	28-29	Total Budgeted up to 2029
42110 Intergov - State - CA Department of Transportation	400,000	232,584	167,416	0	400,000	167,416	0	0	0	0	400,000
Revenue Totals:	400,000	232,584	167,416	0	400,000	167,416	0	0	0	0	400,000

Expenditures	Budget	Actual+Commit	Available	Prop. Inc./Dec. for 24-25	Budget+Prop. Inc./Dec.	Avail.+Prop. Inc./Dec.	25-26	26-27	27-28	28-29	Total Budgeted up to 2029
CON Construction	400,000	277,937	122,063	0	400,000	122,063	0	0	0	0	400,000
Expenditure Totals:	400,000	277,937	122,063	0	400,000	122,063	0	0	0	0	400,000

Fund Balance Required	Budget+Prop. Inc./Dec.	Available+Prop. Inc./Dec.
Capital Grants - Streets CIP Projects-3160	0	-45,353



City of Modesto

Project #: 100942

CED - Paradise Road from S. Carpenter Road to Sheridan Street



City of Modesto: 2025-29 Capital Improvement Program

CED - Paradise Road from S. Carpenter Road to 1st Street-FHWA-CalTrans-STPL-5059(219)-2016-20.205 HWY Planning and Con - Capital and Non-Capital Mix (Suspended)

100942

Capital Un-sponsored

<i>Cost Center:</i> 14999	<i>Category:</i> Traffic Circulation	<i>Start Date:</i> 2016
<i>Hosting Fund:</i> Capital Grants - Streets CIP Projects-3160	<i>Type Class:</i> Maintenance	<i>End Date:</i> 2023
<i>Element Listing:</i> Comm Svcs & Fac	<i>Area:</i> Within City	<i>Status:</i> Closed
<i>Classification:</i> Maintenance	<i>Manager:</i> Soares, Phillip A	<i>Const. Code:</i> Construction Completed

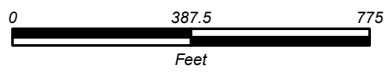
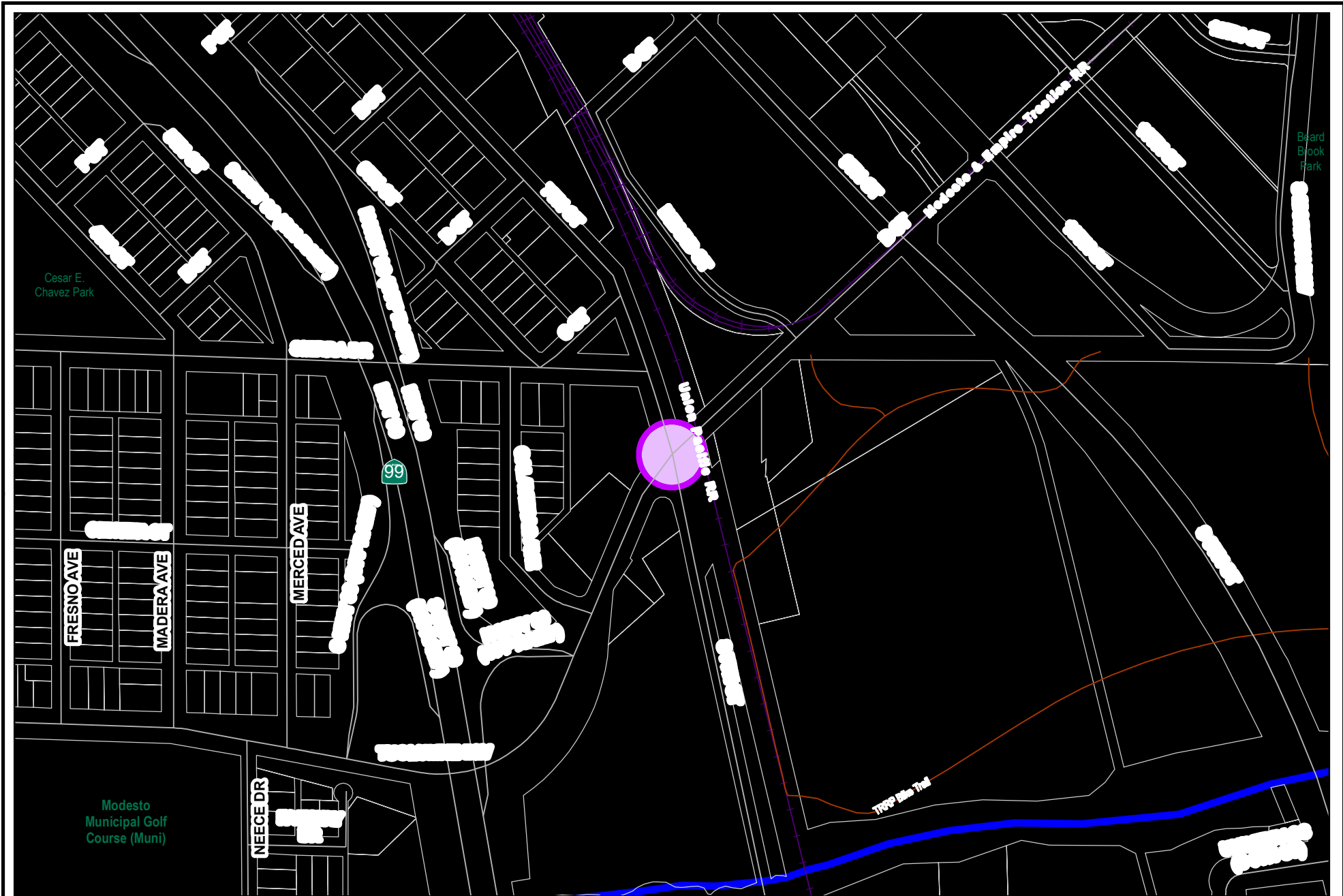
Proj Desc: This is a federally-funded pavement rehabilitation project utilizing federal RPSTP funds. The project includes pavement rehabilitation on Paradise Road from Sheridan Street to S. Carpenter Road.

Proj Stat: Construction Complete Project in warranty period.

Revenues	Budget	Actuals+Commit	Available	Prop. Inc./Dec. for 24-25	Bud + Prop. Incr/Decr	Avail. + Prop. Incr/Decr	25-26	26-27	27-28	28-29	Total Budgeted up to 2029
42110 Intergov - State - CA Department of Transportation	2,330,464	2,194,274	136,190	0	2,330,464	136,190	0	0	0	0	2,330,464
61410 Transfer In from Fund 1410	415,000	45,156	369,844	0	415,000	369,844	0	0	0	0	415,000
Revenue Totals:	2,745,464	2,239,430	506,034	0	2,745,464	506,034	0	0	0	0	3,145,464

Expenditures	Budget	Actual+Commit	Available	Prop. Inc./Dec. for 24-25	Budget+Prop. Inc./Dec.	Avail.+Prop. Inc./Dec.	25-26	26-27	27-28	28-29	Total Budgeted up to 2029
CA Construction Admin	271,364	152,658	118,706	0	271,364	118,706	0	0	0	0	271,364
CCF City Construct Force	30,000	0	30,000	0	30,000	30,000	0	0	0	0	30,000
CON Construction	1,900,000	1,776,769	123,231	0	1,900,000	123,231	0	0	0	0	1,900,000
CTGY-CIP Contingency - CIP	190,000	14,638	175,362	0	190,000	175,362	0	0	0	0	190,000
EDA Eng/Design/Admin	354,100	289,595	64,505	0	354,100	64,505	0	0	0	0	354,100
Expenditure Totals:	2,745,464	2,233,662	511,802	0	2,745,464	511,802	0	0	0	0	2,745,464

Fund Balance Required	Budget+Prop. Inc./Dec.	Available+Prop. Inc./Dec.
Capital Grants - Streets CIP Projects-3160	0	5,768



City of Modesto

Project #: 100944

CED - Tuolumne Blvd, 7th St, & B St Intersection Improvements



City of Modesto: 2025-29 Capital Improvement Program

CED - Tuolumne Blvd, 7th St, & B St Intersection Improvements

100944

Capital Un-sponsored

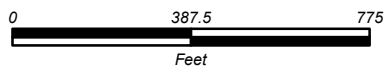
<i>Cost Center:</i> 14999	<i>Category:</i> Traffic Circulation	<i>Start Date:</i> 2016
<i>Hosting Fund:</i> Streets Capital Facility Fee Fund-3410	<i>Type Class:</i> Major Street Improvements	<i>End Date:</i>
<i>Element Listing:</i> Comm Svcs & Fac	<i>Area:</i> Within City	<i>Status:</i> Active
<i>Classification:</i> Improvements	<i>Manager:</i> Wells, Toby	<i>Const. Code:</i> New or Future

Proj Desc: This project will construct improvements at the Tuolumne Blvd., 7th St., and B St. intersection. The project improvements are required in coordination with the 7th Street Bridge Replacement Project.

Proj Stat: Staff is coordinating with Stanislaus County and the 7th Street Bridge project to determine required intersection improvements. Construction is anticipated in 2025.

Expenditures	Budget	Actual+Commit	Available	Prop. Inc./Dec. for 24-25	Budget+Prop. Inc./Dec.	Avail.+Prop. Inc./Dec.	25-26	26-27	27-28	28-29	Total Budgeted up to 2029
EDA Eng/Design/Admin	350,000	508	349,492	0	350,000	349,492	0	0	0	0	350,000
Expenditure Totals:	350,000	508	349,492	0	350,000	349,492	0	0	0	0	350,000

Fund Balance Required	Budget+Prop. Inc./Dec.	Available+Prop. Inc./Dec.
Streets Capital Facility Fee Fund-3410	350,000	349,492



City of Modesto

Project #: 100945

CED - Hetch-Hetchy and Claratina Structural Crossing



Coffee
Claratina
Park

City of Modesto: 2025-29 Capital Improvement Program

CED - Hetch-Hetchy and Claratina Structural Crossing

100945

Capital Un-sponsored

<i>Cost Center:</i> 14999	<i>Category:</i> Traffic Circulation	<i>Start Date:</i> 2016
<i>Hosting Fund:</i> Streets Capital Facility Fee Fund-3410	<i>Type Class:</i> Major Street Improvements	<i>End Date:</i>
<i>Element Listing:</i> Comm Svcs & Fac	<i>Area:</i> Within City	<i>Status:</i> Active
<i>Classification:</i> Improvements	<i>Manager:</i> Sandhu, Sandeep K	<i>Const. Code:</i> Not Awarded

Proj Desc: This project will construct the required improvements for the Hetch-Hetchy water transmission line crossing at Claratina Avenue. The improvements are required in order to complete the Claratina Avenue widening between McHenry Avenue and Coffee Road.

Proj Stat: Project design and land acquisition underway.

Expenditures	Budget	Actual+Commit	Available	Prop. Inc./Dec. for 24-25	Budget+Prop. Inc./Dec.	Avail.+Prop. Inc./Dec.	25-26	26-27	27-28	28-29	Total Budgeted up to 2029
CA Construction Admin	480,000	0	480,000	0	480,000	480,000	0	0	0	0	480,000
CON Construction	2,800,000	0	2,800,000	0	2,800,000	2,800,000	0	0	0	0	2,800,000
CTGY-CIP Contingency - CIP	400,000	0	400,000	0	400,000	400,000	0	0	0	0	400,000
EDA Eng/Design/Admin	370,772	314,984	55,788	0	370,772	55,788	0	0	0	0	370,772
ENV CIP - Environmental	40,000	0	40,000	0	40,000	40,000	0	0	0	0	40,000
LA Land Acquisition	879,228	259,405	619,823	0	879,228	619,823	0	0	0	0	879,228
UE Utility and EIR	100,000	462	99,538	0	100,000	99,538	0	0	0	0	100,000
Expenditure Totals:	5,070,000	574,851	4,495,149	0	5,070,000	4,495,149	0	0	0	0	5,070,000

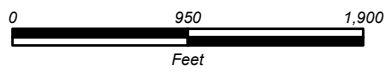
Fund Balance Required	Budget+Prop. Inc./Dec.	Available+Prop. Inc./Dec.
Streets Capital Facility Fee Fund-3410	5,070,000	4,495,149



City of Modesto

Project #: 100968

PW - Upgrade Traffic Signals 2017



City of Modesto: 2025-29 Capital Improvement Program

PW - Upgrade Traffic Signals 2017

100968

Capital Un-sponsored

<i>Cost Center:</i> 59999	<i>Category:</i> Traffic Circulation	<i>Start Date:</i> 2016
<i>Hosting Fund:</i> Capital Grants - Streets CIP Projects-3160	<i>Type Class:</i> Traffic Control Devices	<i>End Date:</i> 2024
<i>Element Listing:</i> Public Safety	<i>Area:</i> Within City	<i>Status:</i> New
<i>Classification:</i> Improvements	<i>Manager:</i> Murphy, Mark G	<i>Const. Code:</i> New or Future

Proj Desc: Upgrade traffic signals at: 11th St/Needham, I St/H St, and Paradise Rd/H St.

Proj Stat: Project complete. Project in warranty period.

Revenues	Budget	Actuals+Commit	Available	Prop. Inc./Dec. for 24-25	Bud + Prop. Incr/Decr	Avail.+ Prop. Incr/Decr	25-26	26-27	27-28	28-29	Total Budgeted up to 2029
42110 Intergov - State - CA Department of Transportation	1,223,425	85,078	1,138,347	0	1,223,425	1,138,347	0	0	0	0	1,223,425
Revenue Totals:	1,223,425	85,078	1,138,347	0	1,223,425	1,138,347	0	0	0	0	1,223,425

Expenditures	Budget	Actual+Commit	Available	Prop. Inc./Dec. for 24-25	Budget+Prop. Inc./Dec.	Avail.+Prop. Inc./Dec.	25-26	26-27	27-28	28-29	Total Budgeted up to 2029
CA Construction Admin	144,620	69,719	74,901	0	144,620	74,901	0	0	0	0	144,620
CON Construction	877,021	855,585	21,436	0	877,021	21,436	0	0	0	0	877,021
CTGY-CIP Contingency - CIP	87,109	14,327	72,782	0	87,109	72,782	0	0	0	0	87,109
EDA Eng/Design/Admin	114,675	69,599	45,076	0	114,675	45,076	0	0	0	0	114,675
Expenditure Totals:	1,223,425	1,009,230	214,195	0	1,223,425	214,195	0	0	0	0	1,223,425

Fund Balance Required	Budget+Prop. Inc./Dec.	Available+Prop. Inc./Dec.
Capital Grants - Streets CIP Projects-3160	0	-924,152



City of Modesto

Project #: 101040

CED - Orville Wright Elementary - Traffic Flow and Safety Improvements



City of Modesto: 2025-29 Capital Improvement Program

CED - Orville Wright Elementary - Traffic Flow and Safety Improvements (Suspended)

101040

Capital Un-sponsored

<i>Cost Center:</i> 14999	<i>Category:</i> Traffic Circulation	<i>Start Date:</i> 2017
<i>Hosting Fund:</i> Measure L - Capital Projects-3300	<i>Type Class:</i> Maintenance	<i>End Date:</i> 2024
<i>Element Listing:</i> Comm Svcs & Fac	<i>Area:</i> Within City	<i>Status:</i> Closed
<i>Classification:</i> Maintenance	<i>Manager:</i> Covolo, Charles	<i>Const. Code:</i> New or Future

Proj Desc: Project intends to improve pedestrian safety and traffic flow around Orville Wright Elementary School.

Proj Stat: Construction complete. Project in warranty period.

Revenues	Budget	Actuals+Commit	Available	Prop. Inc./Dec. for 24-25	Bud + Prop. Incr/Decr	Avail.+ Prop. Incr/Decr	25-26	26-27	27-28	28-29	Total Budgeted up to 2029
61410 Transfer In from Fund 1410	586,702	540,195	46,507	0	586,702	46,507	0	0	0	0	586,702
Revenue Totals:	586,702	540,195	46,507	0	586,702	46,507	0	0	0	0	586,702

Expenditures	Budget	Actual+Commit	Available	Prop. Inc./Dec. for 24-25	Budget+Prop. Inc./Dec.	Avail.+Prop. Inc./Dec.	25-26	26-27	27-28	28-29	Total Budgeted up to 2029
CA Construction Admin	70,532	71,643	-1,111	0	70,532	-1,111	0	0	0	0	70,532
CON Construction	414,896	414,896	0	0	414,896	0	0	0	0	0	414,896
CTGY-CIP Contingency-CIP	6,085	0	6,085	0	6,085	6,085	0	0	0	0	6,085
EDA Eng/Design/Admin	95,189	76,998	18,191	0	95,189	18,191	0	0	0	0	95,189
Expenditure Totals:	586,702	563,536	23,166	0	586,702	23,166	0	0	0	0	586,702

Fund Balance Required	Budget+Prop. Inc./Dec.	Available+Prop. Inc./Dec.
Measure L - Capital Projects-3300	0	-23,341



City of Modesto

Project #: 101042

CED - Paradise Road Area Pedestrian and Bicycle Safety Improvements



City of Modesto: 2025-29 Capital Improvement Program

CED - Paradise Road Area Pedestrian and Bicycle Safety Improvements - Capital/Non-Capital Mix

101042

Capital Un-sponsored

<i>Cost Center:</i> 14999	<i>Category:</i> Traffic Circulation	<i>Start Date:</i> 2017
<i>Hosting Fund:</i> Capital Grants - Streets CIP Projects-3160	<i>Type Class:</i> Major Street Improvements	<i>End Date:</i>
<i>Element Listing:</i> Comm Svcs & Fac	<i>Area:</i> Within City	<i>Status:</i> Active
<i>Classification:</i> Improvements	<i>Manager:</i> Soares, Phillip A	<i>Const. Code:</i> Under Construction

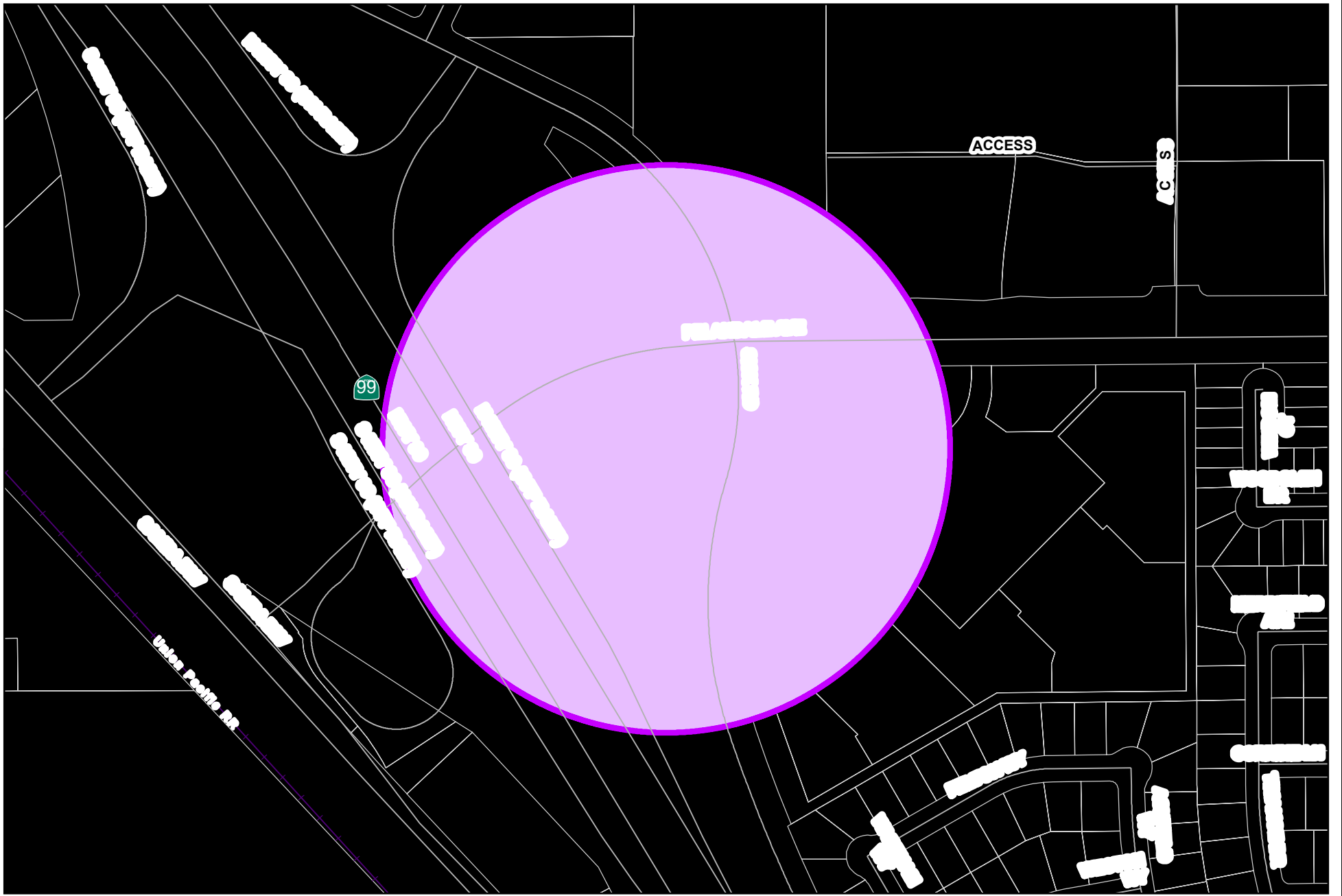
Proj Desc: The proposed work shall include a street right sizing on Paradise Road, installation of sidewalks to fill gaps, installation of Class II bicycle lanes, pedestrian crossing with mid block refuge islands and curb extensions, medians and speed tables for traffic calming and the installation of flashing beacons for pedestrian crossings.

Proj Stat: In construction

Revenues	Budget	Actuals+Commit	Available	Prop. Inc./Dec. for 24-25	Bud + Prop. Incr/Decr	Avail.+ Prop. Incr/Decr	25-26	26-27	27-28	28-29	Total Budgeted up to 2029
42110 Intergov - State - CA Department of Transportation	3,943,000	388,000	3,555,000	0	3,943,000	3,555,000	0	0	0	0	3,943,000
61410 Transfer In from Fund 1410	7,678,279	662,847	7,015,432	0	7,678,279	7,015,432	0	0	0	0	7,678,279
Revenue Totals:	11,621,279	1,050,847	10,570,432	0	11,621,279	10,570,432	0	0	0	0	12,207,981

Expenditures	Budget	Actual+Commit	Available	Prop. Inc./Dec. for 24-25	Budget+Prop. Inc./Dec.	Avail.+Prop. Inc./Dec.	25-26	26-27	27-28	28-29	Total Budgeted up to 2029
CA-ML Construction Admin	820,000	119,191	700,809	0	820,000	700,809	0	0	0	0	820,000
CCF-ML City Construct Force	13,500	0	13,500	0	13,500	13,500	0	0	0	0	13,500
CC-LA-ML Consultant Charges	45,100	45,100	0	0	45,100	0	0	0	0	0	45,100
CON-ATP Construction	3,555,000	3,555,000	0	0	3,555,000	0	0	0	0	0	3,555,000
CON-ML Construction	4,975,081	4,975,052	29	0	4,975,081	29	0	0	0	0	4,975,081
CTGY-ML Contingency - CIP	852,998	0	852,998	0	852,998	852,998	0	0	0	0	852,998
EDA Eng/Design/Admin	1,311,000	1,099,931	211,069	0	1,311,000	211,069	0	0	0	0	1,311,000
ENV CIP - Environmental	17,000	16,597	403	0	17,000	403	0	0	0	0	17,000
LA-ML Land Acquisition ML	31,600	31,321	279	0	31,600	279	0	0	0	0	31,600
Expenditure Totals:	11,621,279	9,842,192	1,779,087	0	11,621,279	1,779,087	0	0	0	0	11,621,279

Fund Balance Required	Budget+Prop. Inc./Dec.	Available+Prop. Inc./Dec.
Capital Grants - Streets CIP Projects-3160	0	-8,791,345



City of Modesto

Project #: 101063

CED - Pelandale Avenue Interchange - Phase II



City of Modesto: 2025-29 Capital Improvement Program

CED - Pelandale Avenue Interchange - Phase II

101063

Capital Un-sponsored

<i>Cost Center:</i> 14999	<i>Category:</i> Traffic Circulation	<i>Start Date:</i> 2017
<i>Hosting Fund:</i> Capital Grants - Streets CIP Projects-3160	<i>Type Class:</i> Maintenance	<i>End Date:</i>
<i>Element Listing:</i> Comm Svcs & Fac	<i>Area:</i> Within City	<i>Status:</i> Active
<i>Classification:</i> Improv	<i>Manager:</i> Sandhu, Sandeep K	<i>Const. Code:</i> Under Construction

Proj Desc: This project will complete build out of Sisk Road south of Pelandale Avenue, install new storm drain systems, modify existing Caltrans drainage basin, install new City drainage basin, acquisition of Carl's Jr. property, and install ADA sidewalk/curb ramps.

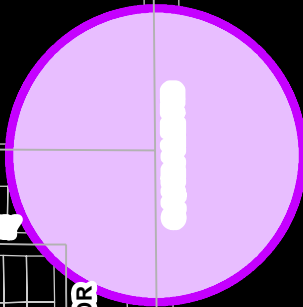
Proj Stat: Anticipated start of construction spring 2024.

Revenues	Budget	Actuals+Commit	Available	Prop. Inc./Dec. for 24-25	Bud + Prop. Incr/Decr	Avail.+ Prop. Incr/Decr	25-26	26-27	27-28	28-29	Total Budgeted up to 2029
42110 Intergov - State - CA Department of Transportation	5,536,000	559,055	4,976,945	0	5,536,000	4,976,945	0	0	0	0	5,536,000
63410 Transfer In from Fund 3410	2,144,769	393,560	1,751,209	0	2,144,769	1,751,209	0	0	0	0	2,144,769
Revenue Totals:	7,680,769	952,615	6,728,154	0	7,680,769	6,728,154	0	0	0	0	7,680,769

Expenditures	Budget	Actual+Commit	Available	Prop. Inc./Dec. for 24-25	Budget+Prop. Inc./Dec.	Avail.+Prop. Inc./Dec.	25-26	26-27	27-28	28-29	Total Budgeted up to 2029
CA Construction Admin	41,901	3,408	38,493	0	41,901	38,493	0	0	0	0	41,901
CA-CFF CA-CFF	233,039	10,951	222,088	0	233,039	222,088	0	0	0	0	233,039
CC Consultant Charges	0	0	0	0	0	0	0	0	0	0	0
CC-CA-CFF Con Support CC-CA-CFF	42,249	0	42,249	0	42,249	42,249	0	0	0	0	42,249
CC-CFF-Design CC-CFF-Design	202,626	192,230	10,396	0	202,626	10,396	0	0	0	0	202,626
CCF-CFF CCF-CFF	20,000	0	20,000	0	20,000	20,000	0	0	0	0	20,000
CC-LA-R/W-Support-CFF CC-LA-R/W-SupportCFF	30,000	14,489	15,511	0	30,000	15,511	0	0	0	0	30,000
CC-STIP-LA-R/W Capital CC-STIP-LA-RWCapital	0	0	0	0	0	0	0	0	0	0	0
CC-STIP-LA-R/W Support CC-STIP-LA-RWSupport	75,396	51,205	24,191	0	75,396	24,191	0	0	0	0	75,396
CC-STIP-UC-R/W Support CC-STIP-UC-RWSupport	27,182	24,842	2,340	0	27,182	2,340	0	0	0	0	27,182
CC-UC-R/W-Support-CFF CC-UC-R/W-SupportCFF	11,309	0	11,309	0	11,309	11,309	0	0	0	0	11,309
CON Construction	1,669,217	0	1,669,217	0	1,669,217	1,669,217	0	0	0	0	1,669,217
CTGY-CIP-CFF CTGY-CIP-CFF	166,922	0	166,922	0	166,922	166,922	0	0	0	0	166,922
EDA Eng/Design/Admin	47,130	47,582	-452	0	47,130	-452	0	0	0	0	47,130
EDA-CFF Eng/Design/Admin-CFF	105,000	81,944	23,056	0	105,000	23,056	0	0	0	0	105,000
LA Land Acquisition	0	0	0	0	0	0	0	0	0	0	0
LA-R/W Capital-CFF LA-R/W Capital-CFF	263,840	0	263,840	122	263,840	263,840	0	0	0	0	263,840

LA-R/W-Support-CFF LA-R/W-Support-CFF	342,849	116,823	226,026	0	342,849	226,026	0	0	0	0	342,849
LA-STIP-R/W Capital LA-STIP-R/W Capital	3,826,000	263,000	3,563,000	0	3,826,000	3,563,000	0	0	0	0	3,826,000
LA-STIP-R/W Support LA-STIP-R/W Support	350,257	217,865	132,392	0	350,257	132,392	0	0	0	0	350,257
UC-R/W-Support-CFF UC-R/W-Support-CFF	30,000	6,217	23,783	0	30,000	23,783	0	0	0	0	30,000
UC-STIP-R/W Capital UC-STIP-R/W Capital	30,000	0	30,000	0	30,000	30,000	0	0	0	0	30,000
UC-STIP-R/W-Support UC-STIP-R/W-Support	24,053	1,792	22,261	0	24,053	22,261	0	0	0	0	24,053
UE-ATT CFF	141,799	0	141,799	0	141,799	141,799	0	0	0	0	141,799
Expenditure Totals:	7,680,769	1,032,347	6,648,422	0	7,680,769	6,648,422	0	0	0	0	7,680,769

Fund Balance Required	Budget+Prop. Inc./Dec.	Available+Prop. Inc./Dec.
Capital Grants - Streets CIP Projects-3160	0	-79,732



CLARATINA AVE

HISTORY WY

FOUNDERS WY

NOSTALGIA LN

SPRING OAK DR

ROSALINA DR

MABLE AVE

Stockard
Coffee Park



City of Modesto

Project #: 101066

PW - New Traffic Signal Oakdale at Claratina



City of Modesto: 2025-29 Capital Improvement Program

PW - New Traffic Signal Oakdale at Claratina-FHWA-CalTrans-HSIPL-5059(227)-2017-20.205 HWY Planning and Con

101066

Capital Un-sponsored

<i>Cost Center:</i> 59999	<i>Category:</i> Traffic Circulation	<i>Start Date:</i> 2018
<i>Hosting Fund:</i> Capital Grants - Streets CIP Projects-3160	<i>Type Class:</i> Traffic Control Devices	<i>End Date:</i> 2024
<i>Element Listing:</i> Comm Dev	<i>Area:</i> Within City	<i>Status:</i> New
<i>Classification:</i> Improvements	<i>Manager:</i> Murphy, Mark G	<i>Const. Code:</i> New or Future

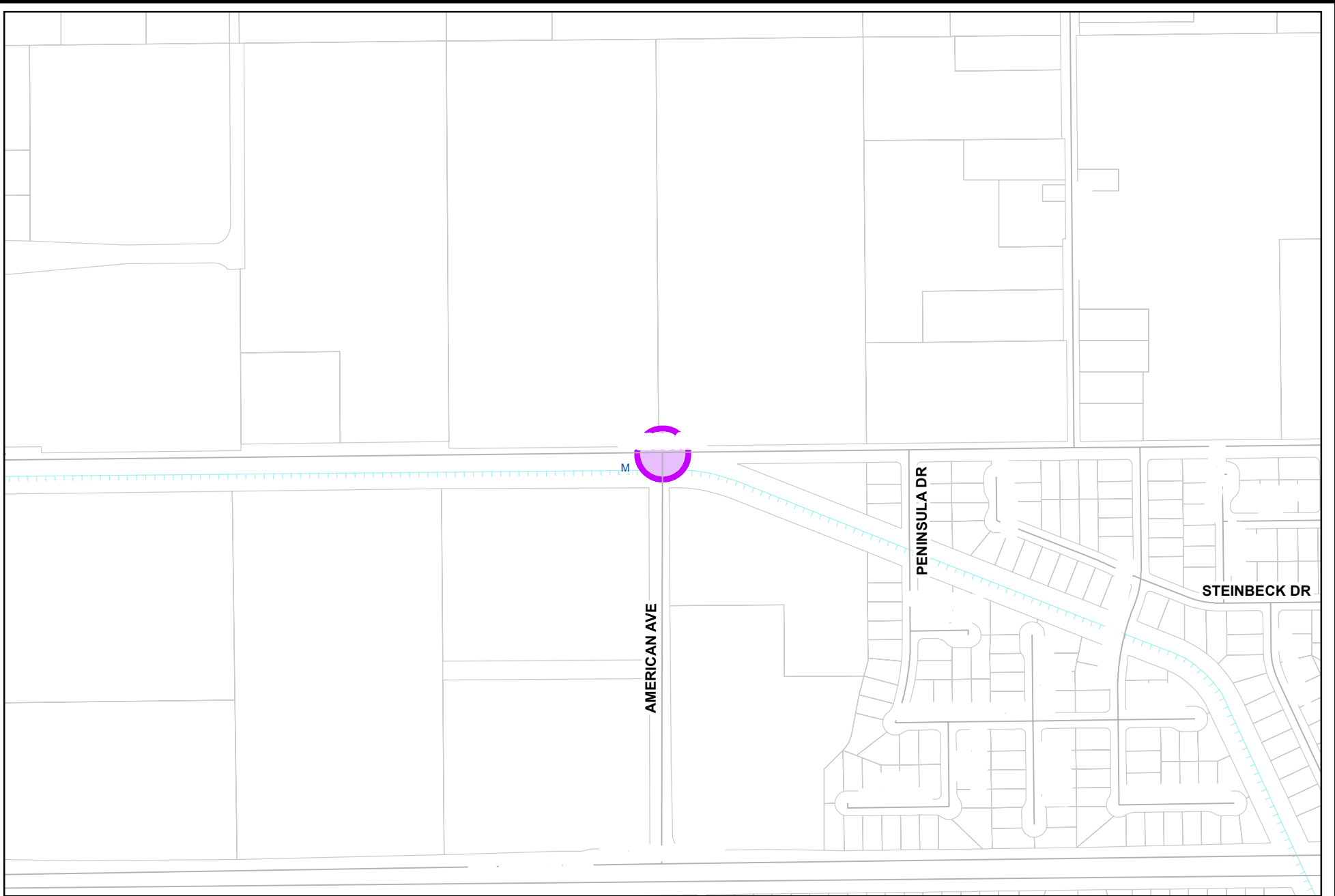
Proj Desc: This project will install a traffic signal at the Oakdale Road and Claratina Avenue intersection.

Proj Stat: Project complete, working on closeout.

Revenues	Budget	Actuals+Commit	Available	Prop. Inc./Dec. for 24-25	Bud + Prop. Incr/Decr	Avail.+ Prop. Incr/Decr	25-26	26-27	27-28	28-29	Total Budgeted up to 2029
42110 Intergov - State - CA Department of Transportation	570,500	154,231	416,269	0	570,500	416,269	0	0	0	0	570,500
61410 Transfer In from Fund 1410	110,000	11,260	98,740	0	110,000	98,740	0	0	0	0	110,000
Revenue Totals:	680,500	165,491	515,009	0	680,500	515,009	0	0	0	0	680,500

Expenditures	Budget	Actual+Commit	Available	Prop. Inc./Dec. for 24-25	Budget+Prop. Inc./Dec.	Avail.+Prop. Inc./Dec.	25-26	26-27	27-28	28-29	Total Budgeted up to 2029
CA Construction Admin	82,384	94,404	-12,020	0	82,384	-12,020	0	0	0	0	82,384
CON Construction	489,196	473,096	16,100	0	489,196	16,100	0	0	0	0	489,196
CTGY-CIP Contingency - CIP	48,920	5,485	43,435	0	48,920	43,435	0	0	0	0	48,920
EDA Eng/Design/Admin	60,000	41,403	18,597	0	60,000	18,597	0	0	0	0	60,000
Expenditure Totals:	680,500	614,388	66,112	0	680,500	66,112	0	0	0	0	680,500

Fund Balance Required	Budget+Prop. Inc./Dec.	Available+Prop. Inc./Dec.
Capital Grants - Streets CIP Projects-3160	0	-448,898



City of Modesto

Project #: 101072



CED - American Avenue/Bangs Avenue Intersection Improvements - CAP



City of Modesto: 2025-29 Capital Improvement Program

CED - American Avenue/Bangs Avenue Intersection Improvements - CAP

101072

Capital Un-sponsored

<i>Cost Center:</i> 14999	<i>Category:</i> CFD Road Improvements	<i>Start Date:</i> 2017
<i>Hosting Fund:</i> Kiernan Business Park East #2 CFD Fund - Capital	<i>Type Class:</i> CFD Road Improvements	<i>End Date:</i>
<i>Element Listing:</i> Comm Growth	<i>Area:</i> Kiernan Business Park	<i>Status:</i> Active
<i>Classification:</i> Improvements	<i>Manager:</i> Hill, Jessica A	<i>Const. Code:</i> Not Awarded

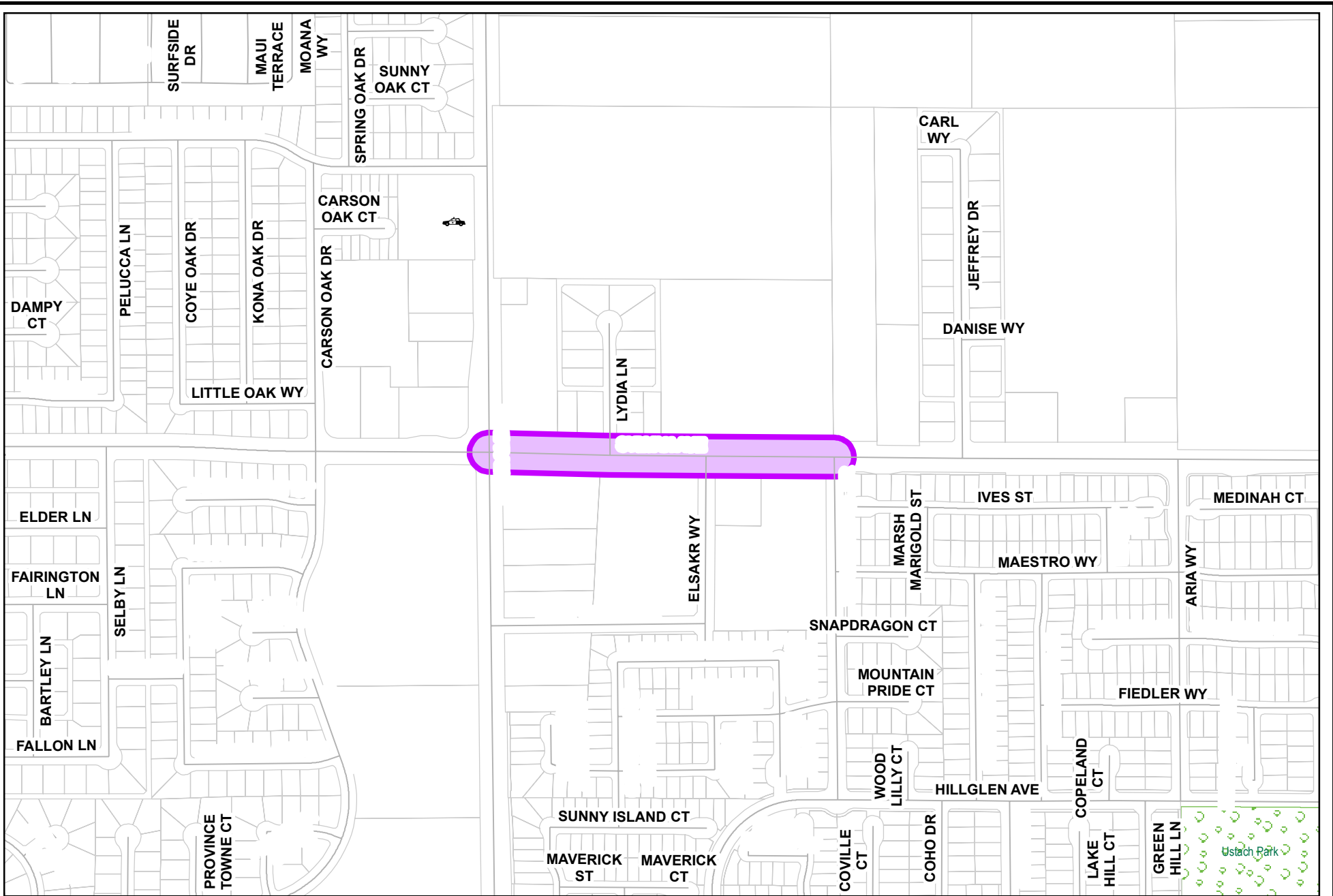
Proj Desc: This project will construct a roundabout at the intersection of American Avenue and Bangs Avenue. Pursuant to the Development Agreement between the City of Modesto and Kaiser Permanente Hospitals (last amended in May 2008), Kaiser is required to construct the American/Bangs intersection prior to occupancy of structures in its Planning Phase B development. In the event the intersection is constructed by a third party, Kaiser is required to contribute or reimburse a negotiated share of the construction costs. In 2007, Kaiser deposited \$1,727,717 with the City as the City's match monies for the Kiernan/Dale intersection project (Project #100459). The balance remaining in Project #100459 (\$316,837) was transferred to Project #100837 and will be applied toward Kaiser's negotiated share of the intersection improvements. The balance of this project will be funded by Kiernan Business Park East, Kiernan Business Park South and, possibly, Kaiser. This Project #101072 will replace Project #100837 previous held in fund 3212.

Proj Stat: Project is currently on hold.

Revenues	Budget	Actuals+Commit	Available	Prop. Inc./Dec. for 24-25	Bud + Prop. Incr/Decr	Avail.+ Prop. Incr/Decr	25-26	26-27	27-28	28-29	Total Budgeted up to 2029
42160 Intergov - State - Kaiser	300,874	300,875	-1	0	300,874	-1	0	0	0	0	300,874
Revenue Totals:	300,874	300,875	-1	0	300,874	-1	0	0	0	0	300,874

Expenditures	Budget	Actual+Commit	Available	Prop. Inc./Dec. for 24-25	Budget+Prop. Inc./Dec.	Avail.+Prop. Inc./Dec.	25-26	26-27	27-28	28-29	Total Budgeted up to 2029
EDA Eng/Design/Admin	300,874	0	300,874	0	300,874	300,874	0	0	0	0	300,874
Expenditure Totals:	300,874	0	300,874	0	300,874	300,874	0	0	0	0	300,874

Fund Balance Required	Budget+Prop. Inc./Dec.	Available+Prop. Inc./Dec.
Kiernan Business Park East #2 CFD Fund - Capital	0	300,875



City of Modesto

Project #: 101074

CED - Sylvan So. Bet.Oak/Wood Sorrell



City of Modesto: 2025-29 Capital Improvement Program

CED - Sylvan So. Bet.Oak/Wood Sorrell

101074

Capital Un-sponsored

<i>Cost Center:</i> 14999	<i>Category:</i> CFD Road Improvements	<i>Start Date:</i> 2017
<i>Hosting Fund:</i> Village One #2 CFD Fund - Capital	<i>Type Class:</i> CFD Road Improvements	<i>End Date:</i>
<i>Element Listing:</i> Comm Svcs & Fac	<i>Area:</i> Village One	<i>Status:</i> Active
<i>Classification:</i> Improvements	<i>Manager:</i> Sacuskie, Michael Wayne	<i>Const. Code:</i> Not Awarded

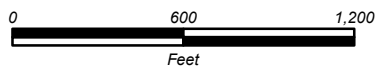
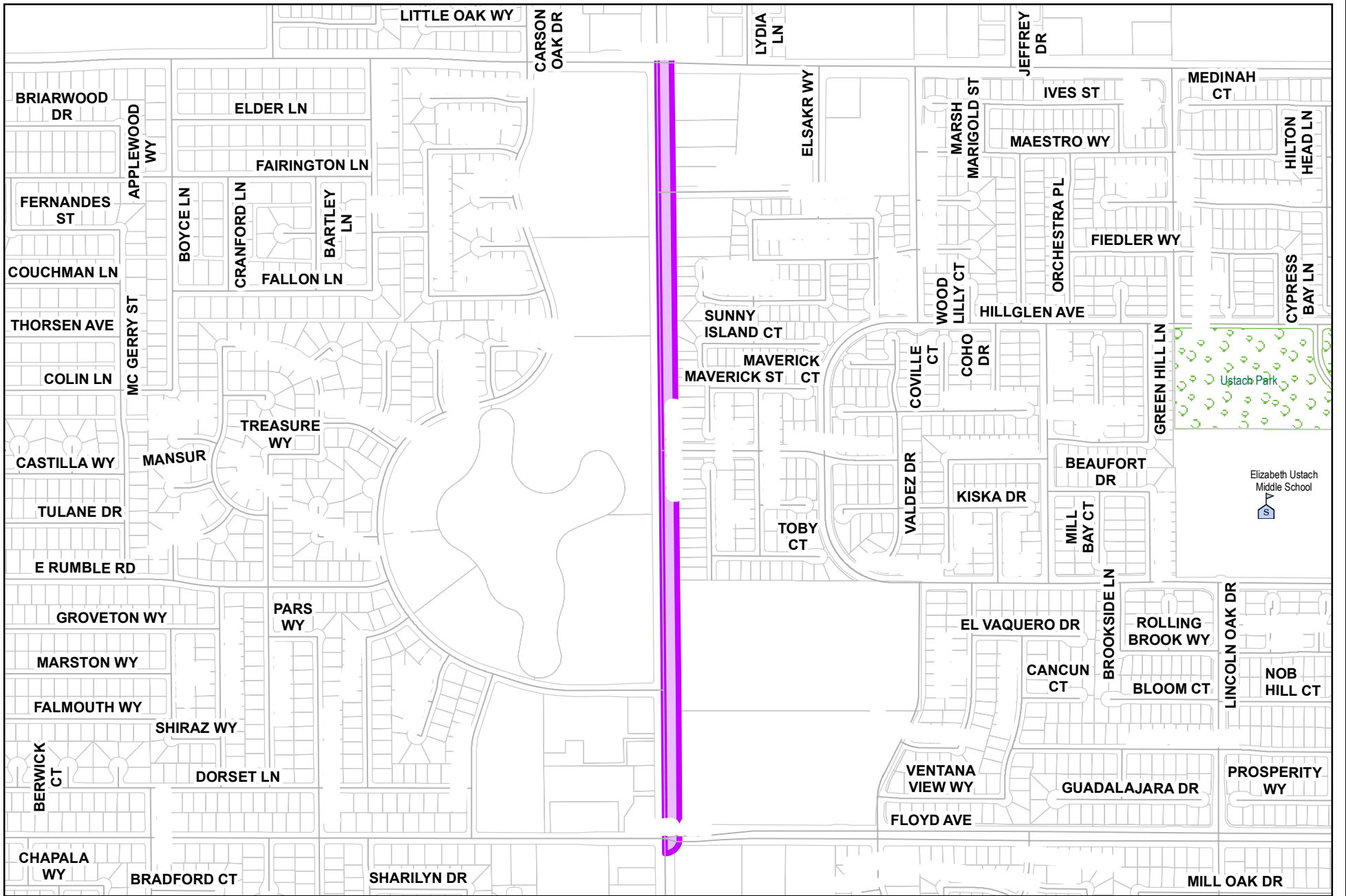
Proj Desc: This project provides funding to construct full road improvements along the south side of Sylvan Ave. between Oakdale Rd. and Wood Sorrell. Eliminate the bottleneck on the south side of Sylvan Ave. just east of Elsakar Way. A portion of this project was constructed by a developer. Developer was reimbursed per the terms of the Acquisition and Shortfall agreement with the CFD. Remainder of project includes right-of-way acquisition, utility, utility relocation, and road widening just west of Wood Sorrell. This project is funded with Village One #2 one-time tax money. This project was previously 100093 held in fund 3290. Developer to construct remaining improvements

Proj Stat: Portion of project is complete. Remainder of project was constructed by developer in 2021 through an Acquisition and Shortfall Agreement.

Revenues	Budget	Actuals+Commit	Available	Prop. Inc./Dec. for 24-25	Bud + Prop. Incr/Decr	Avail.+ Prop. Incr/Decr	25-26	26-27	27-28	28-29	Total Budgeted up to 2029
47052 Special Assessments - CFD One-Time Capital Tax	145,700	0	145,700	0	145,700	145,700	0	0	0	0	145,700
Revenue Totals:	145,700	0	145,700	0	145,700	145,700	0	0	0	0	145,700

Expenditures	Budget	Actual+Commit	Available	Prop. Inc./Dec. for 24-25	Budget+Prop. Inc./Dec.	Avail.+Prop. Inc./Dec.	25-26	26-27	27-28	28-29	Total Budgeted up to 2029
CA Construction Admin	128,496	18,496	110,000	0	128,496	110,000	0	0	0	0	128,496
CON Construction	1,170,500	109,700	1,060,800	0	1,170,500	1,060,800	0	0	0	0	1,170,500
CTGY-CIP Contingency - CIP	160,000	0	160,000	0	160,000	160,000	0	0	0	0	160,000
DR Develop Reimburse	526,996	477,126	49,870	0	526,996	49,870	0	0	0	0	526,996
EDA Eng/Design/Admin	110,929	1,500	109,429	0	110,929	109,429	0	0	0	0	110,929
ENV CIP - Environmental	0	0	0	0	0	0	0	0	0	0	0
LA Land Acquisition	60,000	0	60,000	0	60,000	60,000	0	0	0	0	60,000
UE Utility and EIR	110,000	0	110,000	0	110,000	110,000	0	0	0	0	110,000
Expenditure Totals:	2,266,921	606,822	1,660,099	0	2,266,921	1,660,099	0	0	0	0	2,266,921

Fund Balance Required	Budget+Prop. Inc./Dec.	Available+Prop. Inc./Dec.
Village One #2 CFD Fund - Capital	2,121,221	1,514,399



City of Modesto

Project #: 101075

CED - Oakdale Rd from Floyd to Sylvan



City of Modesto: 2025-29 Capital Improvement Program

CED - Oakdale Rd from Floyd to Sylvan

101075

Capital Un-sponsored

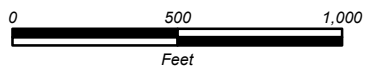
<i>Cost Center:</i> 14999	<i>Category:</i> CFD Road Improvements	<i>Start Date:</i> 2017
<i>Hosting Fund:</i> Village One #2 CFD Fund - Capital	<i>Type Class:</i> CFD Road Improvements	<i>End Date:</i>
<i>Element Listing:</i> Comm Svcs & Fac	<i>Area:</i> Village One	<i>Status:</i> Active
<i>Classification:</i> Improvements	<i>Manager:</i> Sacuskie, Michael Wayne	<i>Const. Code:</i> Not Awarded

Proj Desc: This project will provide funding to construct full road improvements along the east side of Oakdale Road from Floyd Ave. to Sylvan Ave. including the installation of a landscaped median. A portion of this project was constructed by a developer. The developer was reimbursed per the terms set forth in the Acquisition and Shortfall Agreement with the CFD. This project was previously project 100098 held in fund 3290.

Proj Stat: Survey work has been completed. Design parameters remain in question. Right-of-way acquisition and utility relocation are required.

Expenditures	Budget	Actual+Commit	Available	Prop. Inc./Dec. for 24-25	Budget+Prop. Inc./Dec.	Avail.+Prop. Inc./Dec.	25-26	26-27	27-28	28-29	Total Budgeted up to 2029
CA Construction Admin	190,218	25,426	164,792	0	190,218	164,792	0	0	0	0	190,218
CON Construction	1,992,819	337,819	1,655,000	0	1,992,819	1,655,000	0	0	0	0	1,992,819
CTGY-CIP Contingency - CIP	248,000	0	248,000	0	248,000	248,000	0	0	0	0	248,000
DR Develop Reimburse	2,635,322	2,635,322	0	0	2,635,322	0	0	0	0	0	2,635,322
EDA Eng/Design/Admin	388,801	139,160	249,641	0	388,801	249,641	0	0	0	0	388,801
ENV CIP - Environmental	50,000	0	50,000	0	50,000	50,000	0	0	0	0	50,000
LA Land Acquisition	373,131	76,131	297,000	0	373,131	297,000	0	0	0	0	373,131
UE Utility and EIR	0	0	0	0	0	0	0	0	0	0	0
Expenditure Totals:	5,878,291	3,213,859	2,664,432	0	5,878,291	2,664,432	0	0	0	0	5,878,291

Fund Balance Required	Budget+Prop. Inc./Dec.	Available+Prop. Inc./Dec.
Village One #2 CFD Fund - Capital	5,878,291	2,664,432



City of Modesto

Project #: 101089

CED - Tully Rd. Safety Improvement Project



City of Modesto: 2025-29 Capital Improvement Program

CED - Tully Rd. Safety Improvement Project

101089

Capital Un-sponsored

<i>Cost Center:</i> 14999	<i>Category:</i> Traffic Circulation	<i>Start Date:</i> 2018
<i>Hosting Fund:</i> Measure L - Capital Projects-3300	<i>Type Class:</i> Maintenance	<i>End Date:</i>
<i>Element Listing:</i> Comm Svcs & Fac	<i>Area:</i> Within City	<i>Status:</i> Active
<i>Classification:</i> Improvements	<i>Manager:</i> Soares, Phillip A	<i>Const. Code:</i> New or Future

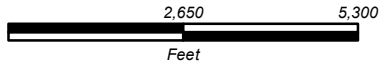
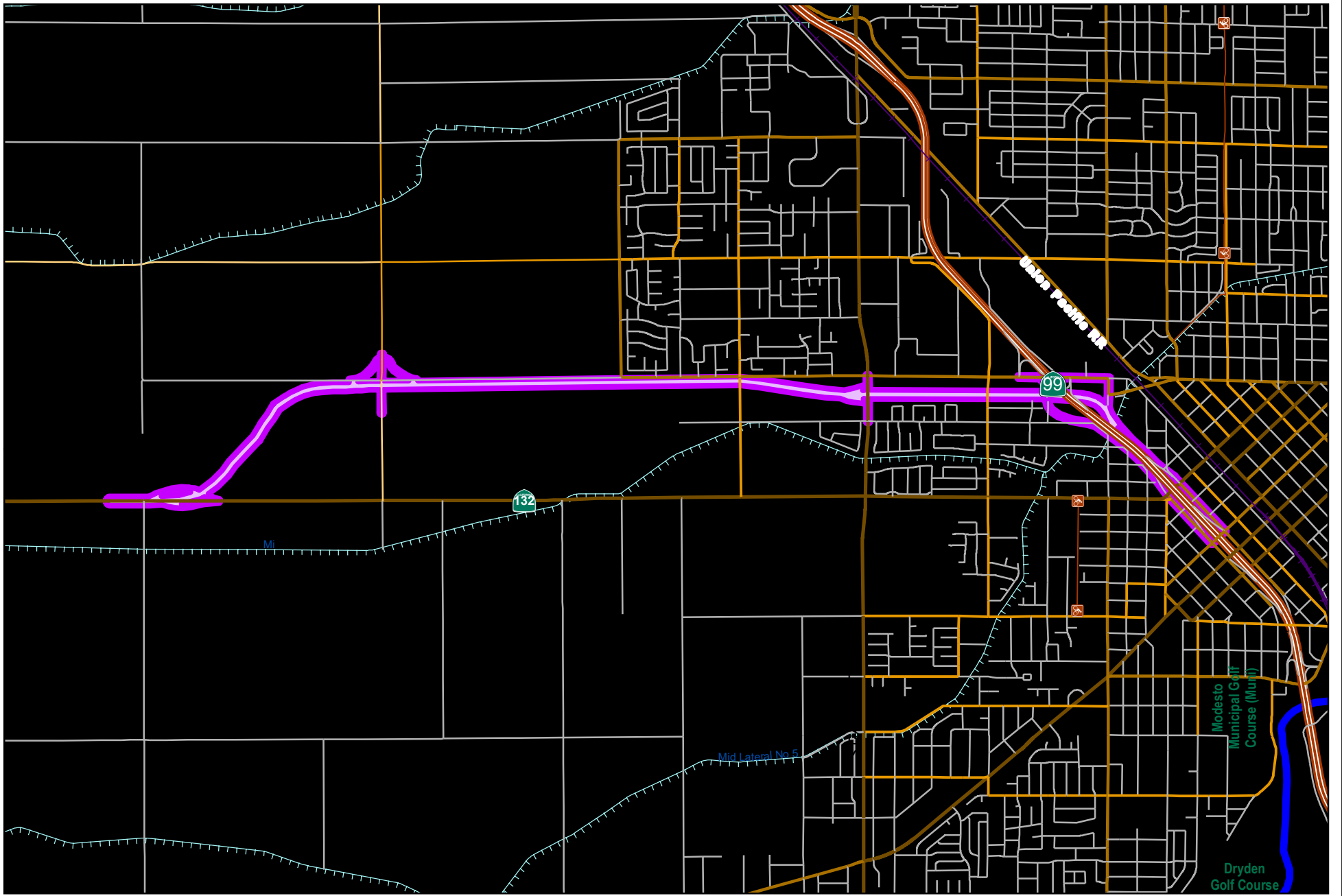
Proj Desc: This project will provide a safe method for pedestrians and bicyclist to cross Tully Road located approximately 1,520 feet south of the intersection of Pelandale Avenue

Proj Stat: Design is 95% complete. Anticipate bidding with Carver/Bangs (101073).

Revenues	Budget	Actuals+Commit	Available	Prop. Inc./Dec. for 24-25	Bud + Prop. Incr/Decr	Avail.+ Prop. Incr/Decr	25-26	26-27	27-28	28-29	Total Budgeted up to 2029
61410 Transfer In from Fund 1410	881,183	38,488	842,695	0	881,183	842,695	0	0	0	0	881,183
Revenue Totals:	881,183	38,488	842,695	0	881,183	842,695	0	0	0	0	881,183

Expenditures	Budget	Actual+Commit	Available	Prop. Inc./Dec. for 24-25	Budget+Prop. Inc./Dec.	Avail.+Prop. Inc./Dec.	25-26	26-27	27-28	28-29	Total Budgeted up to 2029
CA Construction Admin	100,000	0	100,000	0	100,000	100,000	0	0	0	0	100,000
CC Consultant Charges	25,462	25,462	0	0	25,462	0	0	0	0	0	25,462
CON Construction	600,000	0	600,000	0	600,000	600,000	0	0	0	0	600,000
CTGY-CIP Contingency - CIP	100,000	0	100,000	0	100,000	100,000	0	0	0	0	100,000
EDA Eng/Design/Admin	55,721	15,923	39,798	0	55,721	39,798	0	0	0	0	55,721
Expenditure Totals:	881,183	41,385	839,798	0	881,183	839,798	0	0	0	0	881,183

Fund Balance Required	Budget+Prop. Inc./Dec.	Available+Prop. Inc./Dec.
Measure L - Capital Projects-3300	0	-2,897



City of Modesto

Project #: 101119

CED - State Route 132 West Expressway--CON



City of Modesto: 2025-29 Capital Improvement Program

CED - SR 132 West Expressway - CON-FHWA-CalTrans-TGHPLUL-5059(230)-2019-20.205 HWY Planning and CON

101119

Capital Un-sponsored

<i>Cost Center:</i> 14999	<i>Category:</i> Traffic Circulation	<i>Start Date:</i> 2019
<i>Hosting Fund:</i> Capital Grants - Streets CIP Projects-3160	<i>Type Class:</i> Expressway Improvements	<i>End Date:</i> 2025
<i>Element Listing:</i> Comm Dev	<i>Area:</i> System Wide	<i>Status:</i> Active
<i>Classification:</i> Improvements	<i>Manager:</i> Wells, Toby	<i>Const. Code:</i> Construction Completed

Proj Desc: Construct 2 lane expressway between Needham and Dakota Ave.

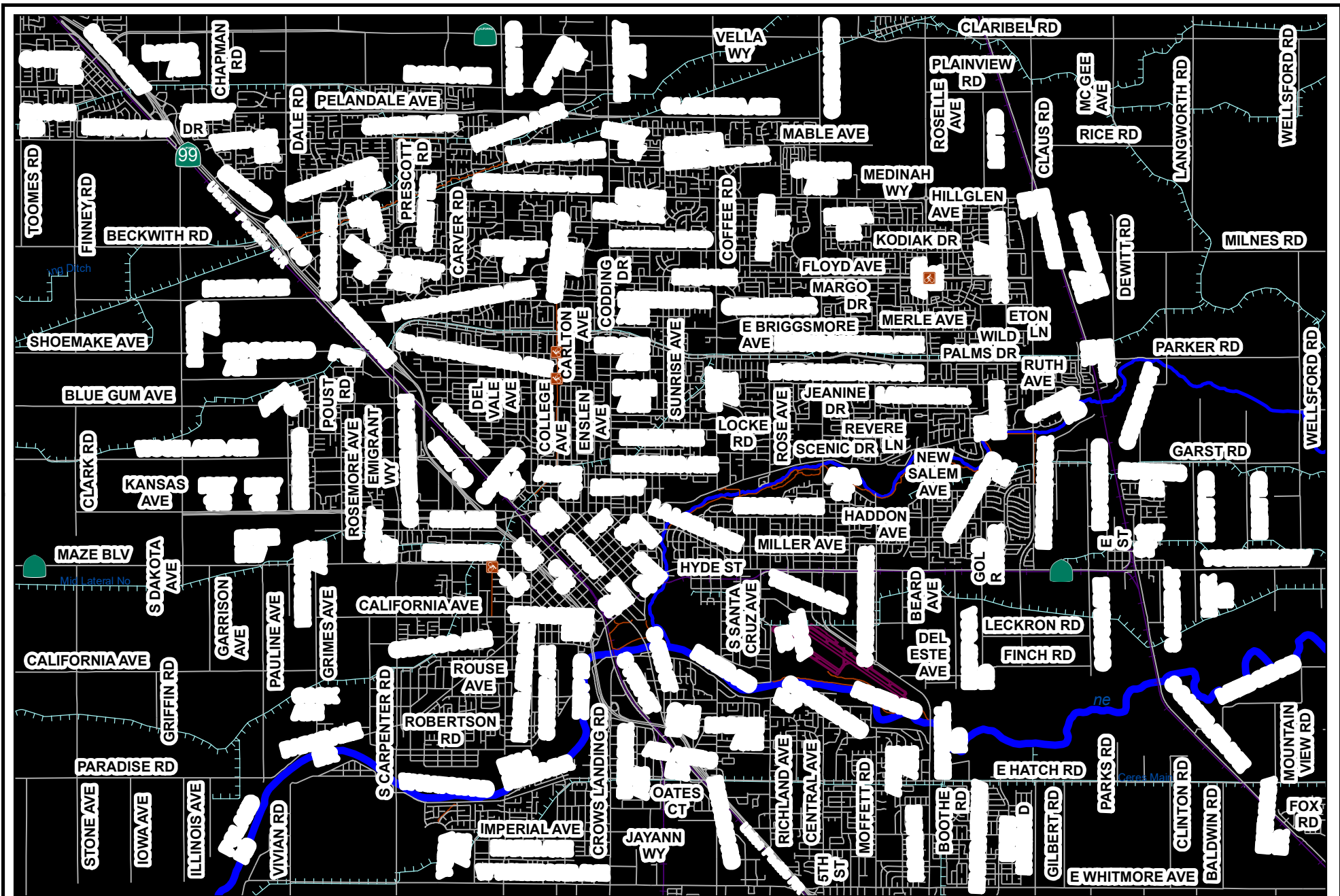
Proj Stat: Construction completed December 2023. Ongoing plant establishment until May 2025. Ongoing project closeout thru 2025.

Revenues	Budget	Actuals+Commit	Available	Prop. Inc./Dec. for 24-25	Bud + Prop. Inc./Decr	Avail.+ Prop. Incr/Decr	25-26	26-27	27-28	28-29	Total Budgeted up to 2029
42110 Intergov - State - CA Department of Transportation	83,811,834	83,864,687	-52,853	0	83,811,834	-52,853	0	0	0	0	83,811,834
42330 Intergov - Measure L Regional Funds	31,800,000	27,505,004	4,294,996	0	31,800,000	4,294,996	0	0	0	0	31,800,000
63410 Transfer In from Fund 3410	9,870,886	214,689	9,656,197	0	9,870,886	9,656,197	0	0	0	0	9,870,886
Revenue Totals:	125,482,720	111,584,380	13,898,340	0	125,482,720	13,898,340	0	0	0	0	126,363,903

Expenditures	Budget	Actual+Commit	Available	Prop. Inc./Dec. for 24-25	Budget+Prop. Inc./Dec.	Avail.+Prop. Inc./Dec.	25-26	26-27	27-28	28-29	Total Budgeted up to 2029
CA-CFF CA-Streets CFF	6,601,536	251,708	6,349,828	0	6,601,536	6,349,828	0	0	0	0	6,601,536
CA-DOKKENML CA-DOKKEN Measure L	2,048,415	2,010,513	37,902	0	2,048,415	37,902	0	0	0	0	2,048,415
CA-STAFFML CA-STAFF Measure L	1,800,000	2,344,054	-544,054	0	1,800,000	-544,054	0	0	0	0	1,800,000
CA-WSPCFE CA-WSP Streets CFF	3,269,350	3,237,933	31,417	0	3,269,350	31,417	0	0	0	0	3,269,350
CA-WSPML CA-WSP Measure L	9,725,320	9,725,279	41	0	9,725,320	41	0	0	0	0	9,725,320
CON-DEMO CON-DEMO Grant	3,045,056	3,013,133	31,923	0	3,045,056	31,923	0	0	0	0	3,045,056
CON-KERNRIP CON-KERNRIP Grant	3,173,980	3,139,386	34,594	0	3,173,980	34,594	0	0	0	0	3,173,980
CON-ML CON-Measure L	14,517,714	13,831,377	686,337	0	14,517,714	686,337	0	0	0	0	14,517,714
CON-RIP CON-RIP Grant	36,654,024	36,222,391	431,633	0	36,654,024	431,633	0	0	0	0	36,654,024
CON-RSTP CON-RSTP Gratr	3,749,830	3,709,293	40,537	0	3,749,830	40,537	0	0	0	0	3,749,830
CON-SHOPP CON-SHOPP Grant	2,400,000	2,399,675	325	0	2,400,000	325	0	0	0	0	2,400,000
CON-SUPML CON-SUP Measure L	1,020,000	416,640	603,360	0	1,020,000	603,360	0	0	0	0	1,020,000
CON-TCEP CON-TCEP Grant	19,043,878	18,790,961	252,917	0	19,043,878	252,917	0	0	0	0	19,043,878
CON-TIGER CON-TIGER Grant	8,161,662	8,069,820	91,842	0	8,161,662	91,842	0	0	0	0	8,161,662
CTGY-CIP Contingency - CIP	9,074,615	6,963,706	2,110,909	135	9,074,615	2,110,909	0	0	0	0	9,074,615
CTGY-PROJECTML CTGY-PROJECTML	1,197,340	1,071,375	125,965	0	1,197,340	125,965	0	0	0	0	1,197,340

Expenditure Totals:	125,482,720	115,197,244	10,285,476	0	125,482,720	10,285,476	0	0	0	0	125,482,720
=====											
Fund Balance Required					Budget+Prop. Inc./Dec.	Available+Prop. Inc./Dec.					

Capital Grants - Streets CIP Projects-3160					0	-3,612,864					



City of Modesto

Project #: 101123

PW - Fiber Drop Traffic Signal Cabinet



City of Modesto: 2025-29 Capital Improvement Program

PW - Fiber Drop Traffic Signal Cabinet

101123
Capital Un-sponsored

<i>Cost Center:</i> 59999	<i>Category:</i> Traffic Circulation	<i>Start Date:</i> 2018
<i>Hosting Fund:</i> Measure L - Capital Projects-3300	<i>Type Class:</i> Traffic Signal Coordination	<i>End Date:</i> 2024
<i>Element Listing:</i> Comm Dev	<i>Area:</i> Within City	<i>Status:</i> New
<i>Classification:</i> Improvements	<i>Manager:</i> Murphy, Mark G	<i>Const. Code:</i> New or Future

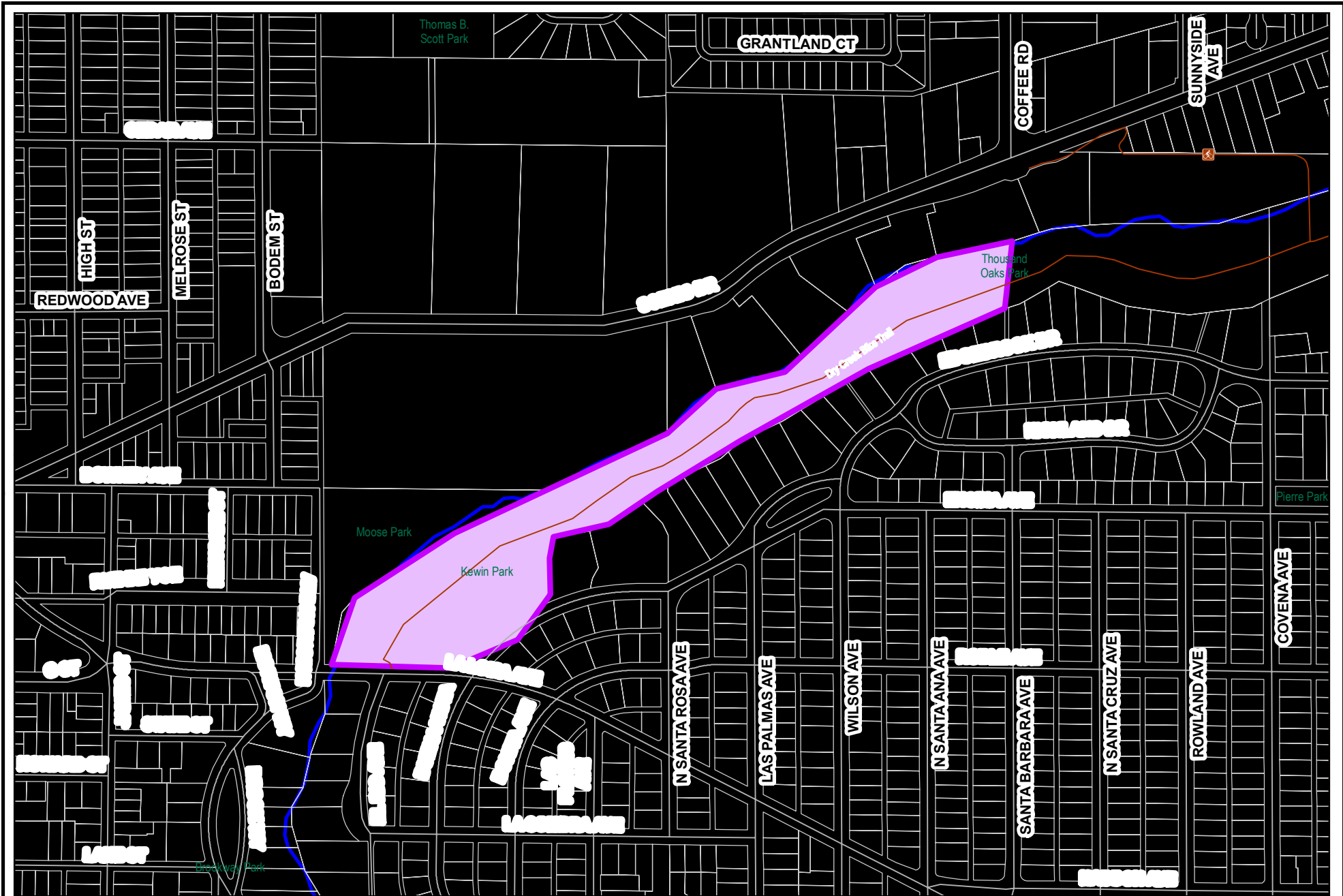
Proj Desc: Cut and splice onto existing fiber optic back bone. Bringing fiber optic cable into traffic signal cabinets along Briggmore, Standiford/Sylvan, and Oakdale.

Proj Stat: Working on closeout

Revenues	Budget	Actuals+Commit	Available	Prop. Inc./Dec. for 24-25	Bud + Prop. Incr/Decr	Avail.+ Prop. Incr/Decr	25-26	26-27	27-28	28-29	Total Budgeted up to 2029
61410 Transfer In from Fund 1410	420,372	240,321	180,051	0	420,372	180,051	0	0	0	0	420,372
Revenue Totals:	420,372	240,321	180,051	0	420,372	180,051	0	0	0	0	420,372

Expenditures	Budget	Actual+Commit	Available	Prop. Inc./Dec. for 24-25	Budget+Prop. Inc./Dec.	Avail.+Prop. Inc./Dec.	25-26	26-27	27-28	28-29	Total Budgeted up to 2029
CON Construction	395,372	239,535	155,837	0	395,372	155,837	0	0	0	0	395,372
EDA Eng/Design/Admin	25,000	786	24,214	0	25,000	24,214	0	0	0	0	25,000
Expenditure Totals:	420,372	240,321	180,051	0	420,372	180,051	0	0	0	0	420,372

Fund Balance Required	Budget+Prop. Inc./Dec.	Available+Prop. Inc./Dec.
Measure L - Capital Projects-3300	0	0



City of Modesto

Project #: 101126
 CED - Dry Creek Trail Maintenance



City of Modesto: 2025-29 Capital Improvement Program

CED - Dry Creek Trail Maintenance (Suspended)

101126

Capital Un-sponsored

<i>Cost Center:</i> 14999	<i>Category:</i> Traffic Circulation	<i>Start Date:</i> 2018
<i>Hosting Fund:</i> Measure L - Capital Projects-3300	<i>Type Class:</i> Maintenance	<i>End Date:</i> 2024
<i>Element Listing:</i> Comm Dev	<i>Area:</i> Within City	<i>Status:</i> Closed
<i>Classification:</i> Improvements	<i>Manager:</i> Sacuskie, Michael Wayne	<i>Const. Code:</i> New or Future

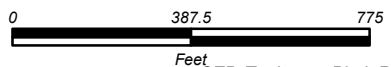
Proj Desc: Pavement Rehabilitation, shoulder improvements, ADA upgrades and new striping from La Loma Ave. to 1000 Oaks - Lift Station.

Proj Stat: Construction complete. Project is in warranty period.

Revenues	Budget	Actuals+Commit	Available	Prop. Inc./Dec. for 24-25	Bud + Prop. Incr/Decr	Avail.+ Prop. Incr/Decr	25-26	26-27	27-28	28-29	Total Budgeted up to 2029
61410 Transfer In from Fund 1410	685,000	651,227	33,773	0	685,000	33,773	0	0	0	0	685,000
61420 Transfer in from Fund 1420	50,000	50,000	0	0	50,000	0	0	0	0	0	50,000
Revenue Totals:	735,000	701,227	33,773	0	735,000	33,773	0	0	0	0	1,155,372

Expenditures	Budget	Actual+Commit	Available	Prop. Inc./Dec. for 24-25	Budget+Prop. Inc./Dec.	Avail.+Prop. Inc./Dec.	25-26	26-27	27-28	28-29	Total Budgeted up to 2029
CA Construction Admin	110,204	105,324	4,880	0	110,204	4,880	0	0	0	0	110,204
CCF City Construct Force	5,000	0	5,000	0	5,000	5,000	0	0	0	0	5,000
CON Construction	458,256	448,256	10,000	0	458,256	10,000	0	0	0	0	458,256
CTGY-CIP Contingency - CIP	48,274	43,912	4,362	0	48,274	4,362	0	0	0	0	48,274
EDA Eng/Design/Admin	113,266	108,990	4,276	0	113,266	4,276	0	0	0	0	113,266
Expenditure Totals:	735,000	706,482	28,518	0	735,000	28,518	0	0	0	0	735,000

Fund Balance Required	Budget+Prop. Inc./Dec.	Available+Prop. Inc./Dec.
Measure L - Capital Projects-3300	0	-5,255



City of Modesto

Project #: 101157



CED-Tuolumne Blvd. Pavement Rehabilitation from Paradise Rd to Neece Dr. - FHWA-CalTrans-SPTL-5059(234)-2019-20.205 HWY Planning and Con

City of Modesto: 2025-29 Capital Improvement Program

CED-Tuolumne Blvd. Pavement Rehabilitation from Paradise Rd to Neece Dr. - FHWA-CalTrans-SPTL-5059(234)-2019-20.205 HWY Planning and Con - Capital/Non-Capital Mix

101157

Capital Un-sponsored

<i>Cost Center:</i> 14999	<i>Category:</i> Traffic Circulation	<i>Start Date:</i> 2019
<i>Hosting Fund:</i> Capital Grants - Streets CIP Projects-3160	<i>Type Class:</i> Infrastructure Preservation	<i>End Date:</i>
<i>Element Listing:</i> Comm Dev	<i>Area:</i> Within City	<i>Status:</i> New
<i>Classification:</i> Maintenance	<i>Manager:</i> Soares, Phillip A	<i>Const. Code:</i> New or Future

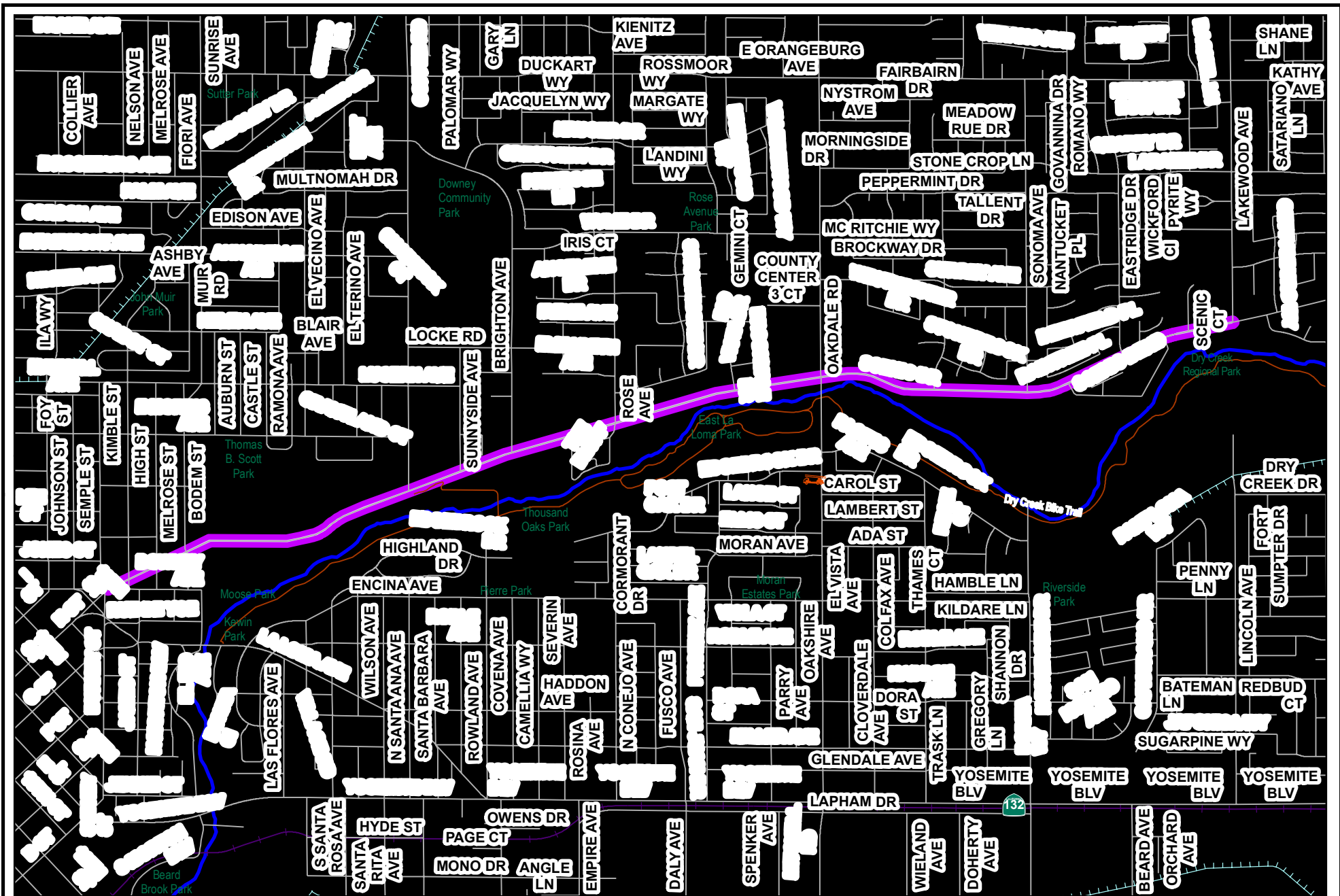
Proj Desc: This is a federally-funded pavement rehabilitation project utilizing RSTP funds. FHWA-CalTrans-STPL-5059 (234)

Proj Stat: In design.

Revenues	Budget	Actuals+Commit	Available	Prop. Inc./Dec. for 24-25	Bud + Prop. Inc./Decr	Avail.+ Prop. Incr/Decr	25-26	26-27	27-28	28-29	Total Budgeted up to 2029
42110 Intergov - State - CA Department of Transportation	300,000	137,385	162,615	0	300,000	162,615	0	0	0	0	300,000
61410 Transfer In from Fund 1410	3,525,893	0	3,525,893	0	3,525,893	3,525,893	0	0	0	0	3,525,893
Revenue Totals:	3,825,893	137,385	3,688,508	0	3,825,893	3,688,508	0	0	0	0	3,825,893

Expenditures	Budget	Actual+Commit	Available	Prop. Inc./Dec. for 24-25	Budget+Prop. Inc./Dec.	Avail.+Prop. Inc./Dec.	25-26	26-27	27-28	28-29	Total Budgeted up to 2029
CON Construction	3,525,893	0	3,525,893	0	3,525,893	3,525,893	0	0	0	0	3,525,893
EDA Eng/Design/Admin	300,000	201,656	98,344	0	300,000	98,344	0	0	0	0	300,000
Expenditure Totals:	3,825,893	201,656	3,624,237	0	3,825,893	3,624,237	0	0	0	0	3,825,893

Fund Balance Required	Budget+Prop. Inc./Dec.	Available+Prop. Inc./Dec.
Capital Grants - Streets CIP Projects-3160	0	-64,272



City of Modesto

Project #: 101169

CED - Scenic Drive Pavement Rehabilitation Phase 2 (Downey Ave to Lakewood Ave)



City of Modesto: 2025-29 Capital Improvement Program

CED - Scenic Drive Pavement Rehabilitation Phase 2 (Downey Ave to Lakewood Ave)

101169

Capital Un-sponsored

<i>Cost Center:</i> 14999	<i>Category:</i> Traffic Circulation	<i>Start Date:</i> 2019
<i>Hosting Fund:</i> Measure L - Capital Projects-3300	<i>Type Class:</i> Maintenance	<i>End Date:</i>
<i>Element Listing:</i> Comm Dev	<i>Area:</i> Within City	<i>Status:</i> New
<i>Classification:</i> Improvements	<i>Manager:</i> Soares, Phillip A	<i>Const. Code:</i> New or Future

Proj Desc: Pavement rehabilitation on Scenic Drive from Downey Avenue to Lakewood Avenue, approximately 3.0 miles. Anticipated project improvements include roadway resurfacing and/or reconstruction, new signage and striping, ADA upgrades, and storm drainage system improvements.

Proj Stat: In design.

Revenues	Budget	Actuals+Commit	Available	Prop. Inc./Dec. for 24-25	Bud + Prop. Incr/Decr	Avail.+ Prop. Incr/Decr	25-26	26-27	27-28	28-29	Total Budgeted up to 2029
61410 Transfer In from Fund 1410	6,035,580	550,843	5,484,737	0	6,035,580	5,484,737	0	0	0	0	6,035,580
Revenue Totals:	6,035,580	550,843	5,484,737	0	6,035,580	5,484,737	0	0	0	0	6,035,580

Expenditures	Budget	Actual+Commit	Available	Prop. Inc./Dec. for 24-25	Budget+Prop. Inc./Dec.	Avail.+Prop. Inc./Dec.	25-26	26-27	27-28	28-29	Total Budgeted up to 2029
CA Construction Admin	384,000	1,816	382,185	0	384,000	382,185	0	0	0	0	384,000
CON Construction	4,800,000	0	4,800,000	0	4,800,000	4,800,000	0	0	0	0	4,800,000
CTGY-CIP Contingency - CIP	384,000	0	384,000	0	384,000	384,000	0	0	0	0	384,000
EDA Eng/Design/Admin	467,580	572,020	-104,440	0	467,580	-104,440	0	0	0	0	467,580
Expenditure Totals:	6,035,580	573,835	5,461,745	0	6,035,580	5,461,745	0	0	0	0	6,035,580

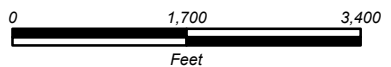
Fund Balance Required	Budget+Prop. Inc./Dec.	Available+Prop. Inc./Dec.
Measure L - Capital Projects-3300	0	-22,993



City of Modesto

Project #: 101175

PW - School Crosswalk Beacon



City of Modesto: 2025-29 Capital Improvement Program

PW - School Crosswalk Beacon - Suspended

101175

Capital Un-sponsored

<i>Cost Center:</i> 59999	<i>Category:</i> Traffic Circulation	<i>Start Date:</i> 2019
<i>Hosting Fund:</i> Measure L - Capital Projects-3300	<i>Type Class:</i> Traffic Control Devices	<i>End Date:</i> 2024
<i>Element Listing:</i> Public Safety	<i>Area:</i> Within City	<i>Status:</i> New
<i>Classification:</i> Improvements	<i>Manager:</i> Murphy, Mark G	<i>Const. Code:</i> New or Future

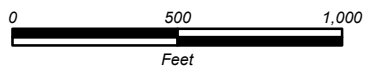
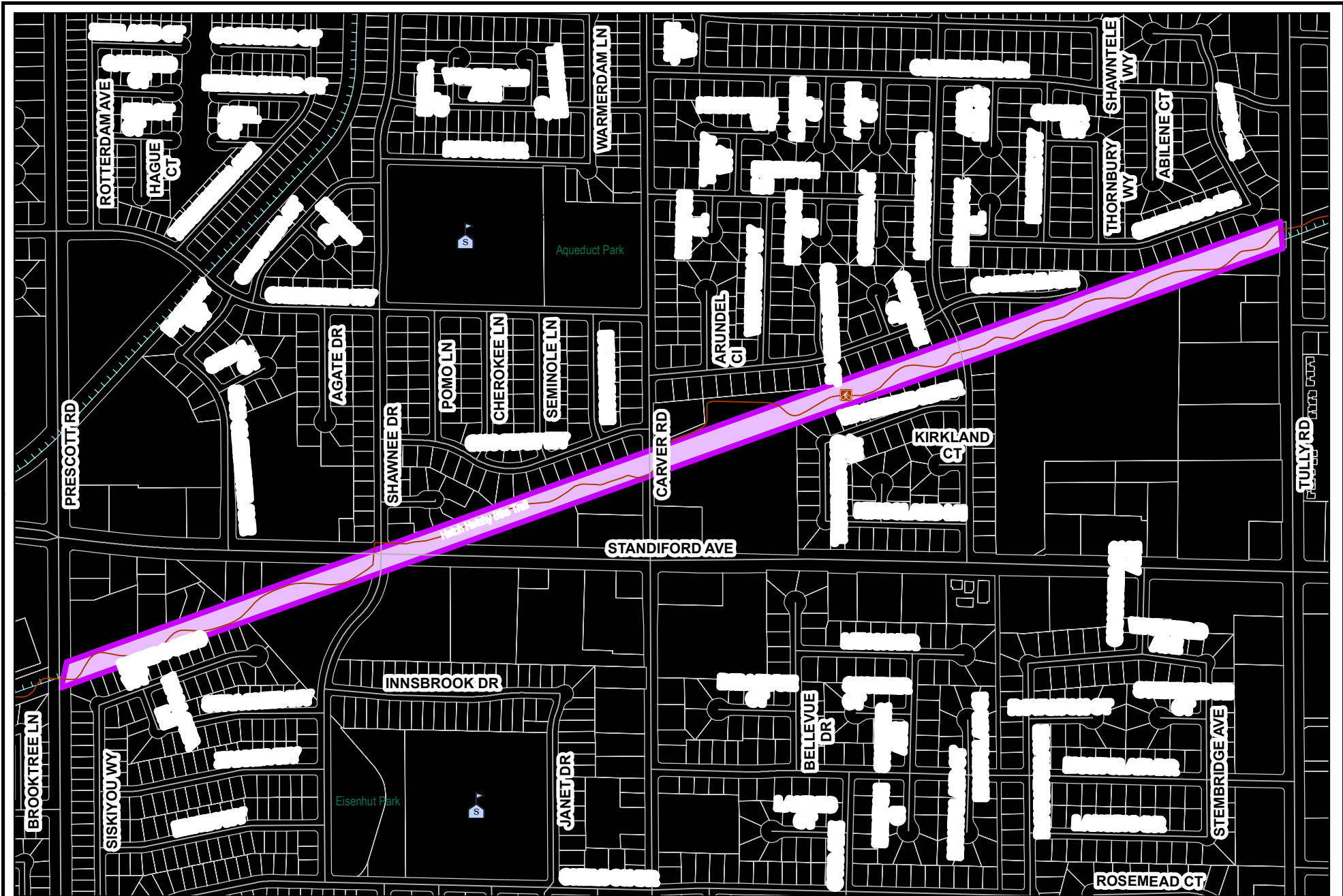
Proj Desc: Installation of two rectangular rapid flashing beacons and upgrade ADA improvements at Mt. Vernon (mid-block in front of Everett Elementary School) and Rumble/Bay.

Proj Stat: Project is suspended and in warranty period.

Revenues	Budget	Actuals+Commit	Available	Prop. Inc./Dec. for 24-25	Bud + Prop. Incr/Decr	Avail.+ Prop. Incr/Decr	25-26	26-27	27-28	28-29	Total Budgeted up to 2029
61410 Transfer In from Fund 1410	1,061,316	980,665	80,652	0	1,061,316	80,652	0	0	0	0	1,061,316
Revenue Totals:	1,061,316	980,665	80,652	0	1,061,316	80,652	0	0	0	0	1,061,316

Expenditures	Budget	Actual+Commit	Available	Prop. Inc./Dec. for 24-25	Budget+Prop. Inc./Dec.	Avail.+Prop. Inc./Dec.	25-26	26-27	27-28	28-29	Total Budgeted up to 2029
CA Construction Admin	122,851	100,357	22,494	0	122,851	22,494	0	0	0	0	122,851
CON Construction	744,555	744,555	0	0	744,555	0	0	0	0	0	744,555
CTGY-CIP Contingency - CIP	148,910	97,968	50,942	0	148,910	50,942	0	0	0	0	148,910
EDA Eng/Design/Admin	45,000	37,785	7,215	0	45,000	7,215	0	0	0	0	45,000
Expenditure Totals:	1,061,316	980,665	80,652	0	1,061,316	80,652	0	0	0	0	1,061,316

Fund Balance Required	Budget+Prop. Inc./Dec.	Available+Prop. Inc./Dec.
Measure L - Capital Projects-3300	0	0



City of Modesto

Project #: 101179



PW - HAWK System at Hetch-Hetchy on Tully and Prescott

City of Modesto: 2025-29 Capital Improvement Program

PW - HAWK System at Hetch-Hetchy on Tully and Prescott

101179

Capital Un-sponsored

<i>Cost Center:</i> 59999	<i>Category:</i> Traffic Circulation	<i>Start Date:</i> 2019
<i>Hosting Fund:</i> Measure L - Capital Projects-3300	<i>Type Class:</i> Traffic Control Devices	<i>End Date:</i> 2024
<i>Element Listing:</i> Public Safety	<i>Area:</i> Within City	<i>Status:</i> New
<i>Classification:</i> Improvements	<i>Manager:</i> Murphy, Mark G	<i>Const. Code:</i> New or Future

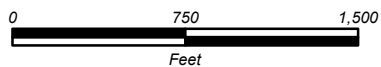
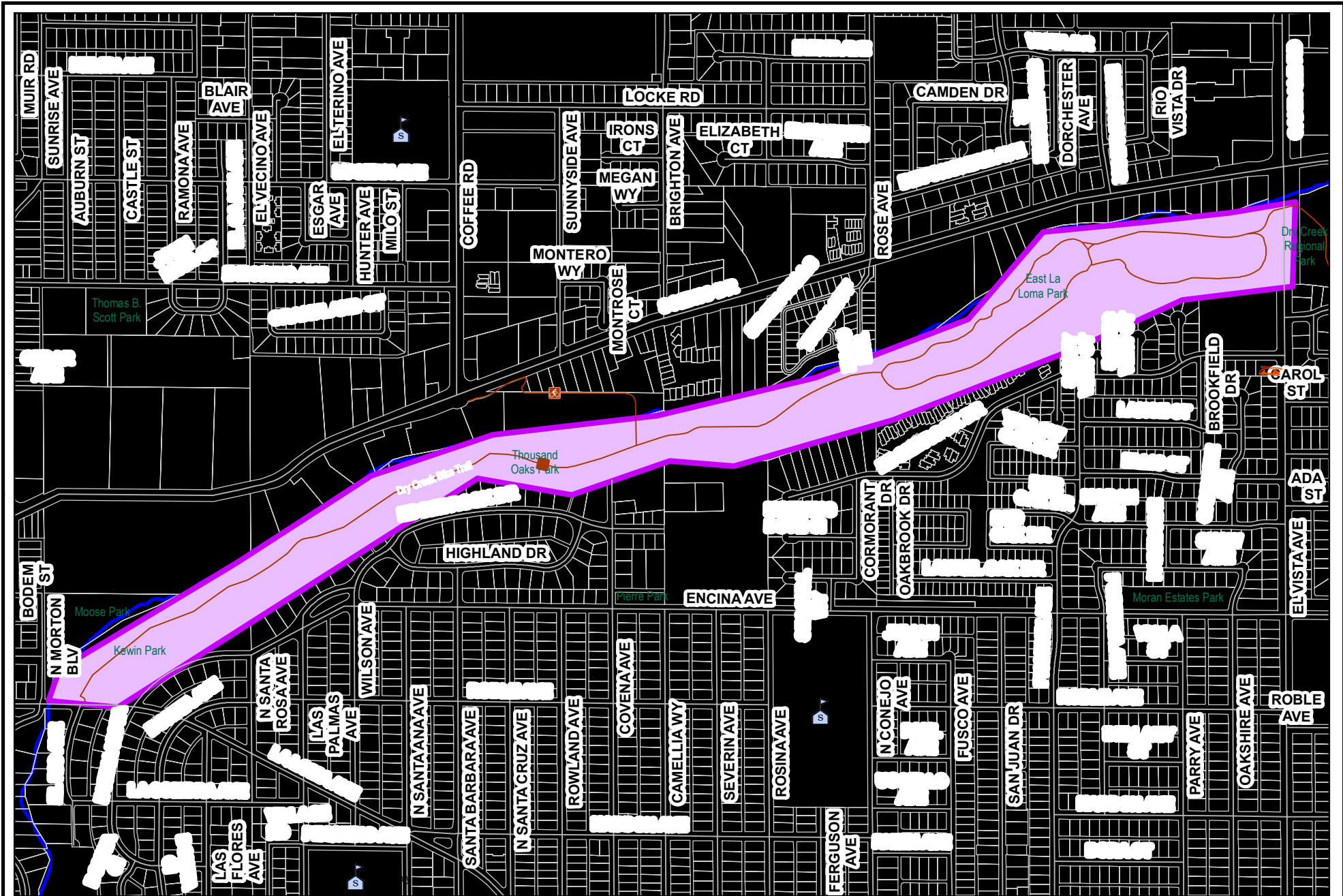
Proj Desc: Installation of a high intensity activated cross walk (HAWK) at Hetch-Hetchy on Tully and Prescott

Proj Stat: Project complete, working on closeout

Revenues	Budget	Actuals+Commit	Available	Prop. Inc./Dec. for 24-25	Bud + Prop. Incr/Decr	Avail.+ Prop. Incr/Decr	25-26	26-27	27-28	28-29	Total Budgeted up to 2029
61410 Transfer In from Fund 1410	396,256	25,846	370,410	0	396,256	370,410	0	0	0	0	396,256
Revenue Totals:	396,256	25,846	370,410	0	396,256	370,410	0	0	0	0	396,256

Expenditures	Budget	Actual+Commit	Available	Prop. Inc./Dec. for 24-25	Budget+Prop. Inc./Dec.	Avail.+Prop. Inc./Dec.	25-26	26-27	27-28	28-29	Total Budgeted up to 2029
CA Construction Admin	67,500	0	67,500	0	67,500	67,500	0	0	0	0	67,500
CON Construction	241,202	0	241,202	0	241,202	241,202	0	0	0	0	241,202
CTGY-CIP Contingency - CIP	37,554	0	37,554	0	37,554	37,554	0	0	0	0	37,554
EDA Eng/Design/Admin	50,000	25,846	24,154	0	50,000	24,154	0	0	0	0	50,000
Expenditure Totals:	396,256	25,846	370,410	0	396,256	370,410	0	0	0	0	396,256

Fund Balance Required	Budget+Prop. Inc./Dec.	Available+Prop. Inc./Dec.
Measure L - Capital Projects-3300	0	0



City of Modesto

Project #: 101180



CED - Dry Creek Trail Pavement Rehabilitation & ADA Upgrade Phase II

City of Modesto: 2025-29 Capital Improvement Program

CED - Dry Creek Trail Pavement Rehabilitation & ADA Upgrade Phase II

101180

Capital Un-sponsored

<i>Cost Center:</i> 14999	<i>Category:</i> Traffic Circulation	<i>Start Date:</i> 2019
<i>Hosting Fund:</i> Measure L - Capital Projects-3300	<i>Type Class:</i> Maintenance	<i>End Date:</i>
<i>Element Listing:</i> Comm Dev	<i>Area:</i> Within City	<i>Status:</i> Active
<i>Classification:</i> Improvements	<i>Manager:</i> Sacuskie, Michael Wayne	<i>Const. Code:</i> Not Awarded

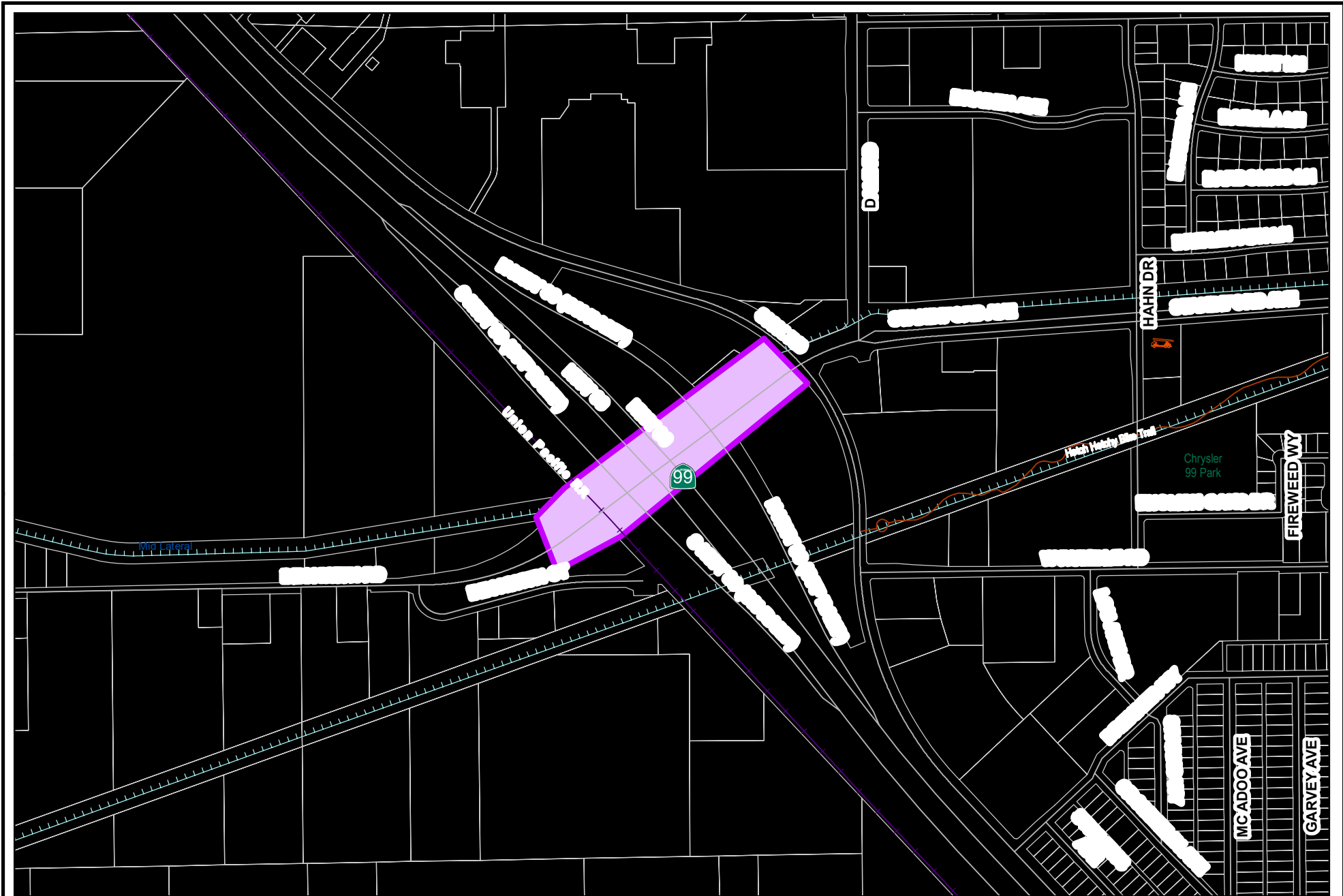
Proj Desc: Pavement rehabilitation project on Dry Creek Bike Path from Kewin Park to Thousand Oaks Park. The length of the project is 0.6 miles. This is the second part of a multi-year effort to rehabilitate the Dry Creek Trail from La Loma Avenue to El Vista Avenue. Anticipated project improvements include bike path widening and resurfacing, new striping, new signage, shoulder improvements and ADA access to two residential neighborhoods.

Proj Stat: In design.

Revenues	Budget	Actuals+Commit	Available	Prop. Inc./Dec. for 24-25	Bud + Prop. Incr/Decr	Avail. + Prop. Incr/Decr	25-26	26-27	27-28	28-29	Total Budgeted up to 2029
61410 Transfer In from Fund 1410	1,627,967	71,742	1,556,225	0	1,627,967	1,556,225	0	0	0	0	1,627,967
61420 Transfer in from Fund 1420	75,000	75,000	0	0	75,000	0	0	0	0	0	75,000
Revenue Totals:	1,702,967	146,742	1,556,225	0	1,702,967	1,556,225	0	0	0	0	2,099,223

Expenditures	Budget	Actual+Commit	Available	Prop. Inc./Dec. for 24-25	Budget+Prop. Inc./Dec.	Avail.+Prop. Inc./Dec.	25-26	26-27	27-28	28-29	Total Budgeted up to 2029
CA Construction Admin	71,117	219	70,898	0	71,117	70,898	0	0	0	0	71,117
CON Construction	1,288,597	0	1,288,597	0	1,288,597	1,288,597	0	0	0	0	1,288,597
CTGY-CIP Contingency - CIP	65,431	0	65,431	0	65,431	65,431	0	0	0	0	65,431
EDA Eng/Design/Admin	277,822	146,523	131,299	0	277,822	131,299	0	0	0	0	277,822
Expenditure Totals:	1,702,967	146,742	1,556,225	0	1,702,967	1,556,225	0	0	0	0	1,702,967

Fund Balance Required	Budget+Prop. Inc./Dec.	Available+Prop. Inc./Dec.
Measure L - Capital Projects-3300	0	0



City of Modesto

Project #: 101182



CED - Standford Interchange Project Initialization Documents

City of Modesto: 2025-29 Capital Improvement Program

CED - Standiford Interchange Project Initialization Documents

101182

Capital Un-sponsored

<i>Cost Center:</i> 14999	<i>Category:</i> Traffic Circulation	<i>Start Date:</i> 2019
<i>Hosting Fund:</i> Streets Capital Facility Fee Fund-3410	<i>Type Class:</i> Major Street Improvements	<i>End Date:</i>
<i>Element Listing:</i> Comm Dev	<i>Area:</i> Within City	<i>Status:</i> Active
<i>Classification:</i> Improvements	<i>Manager:</i> Wells, Toby	<i>Const. Code:</i> New or Future

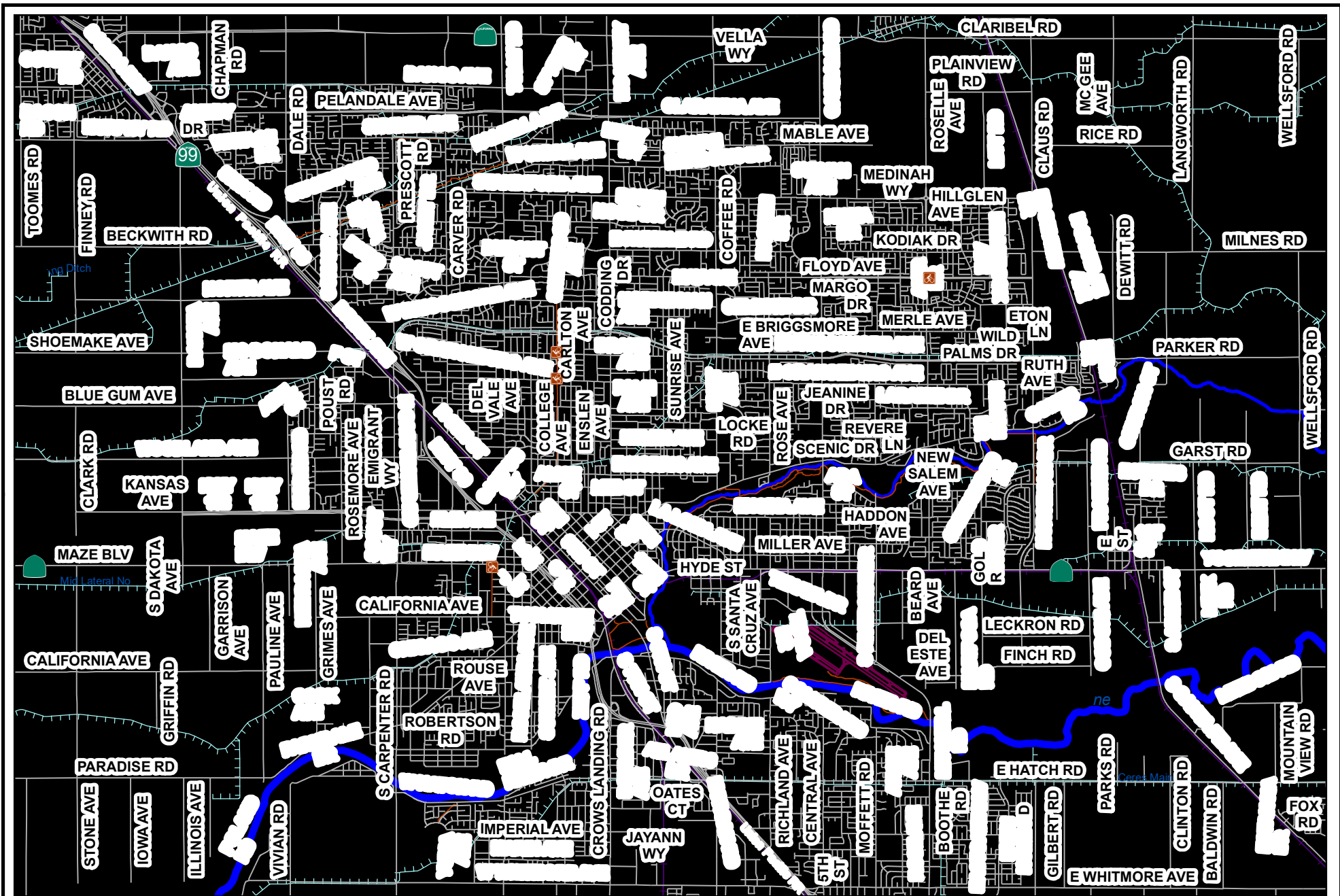
Proj Desc: This first phase of the project will provide funding for the Project Initiation Document (PID). Upon completion of the PID, the PA&ED Phase will begin. Work may include but is not limited to scoping the project, hiring a consultant to prepare the PID and complete the PA&ED phase of the project. This project be funded by CFF, Regional Measure L and Federal grants.

Proj Stat: To City Council awarded consultant contract to WMH in April 2023. PID to be completed Summer 2024. PAED to be completed 2026.

Revenues	Budget	Actuals+Commit	Available	Prop. Inc./Dec. for 24-25	Bud + Prop. Incr/Decr	Avail.+ Prop. Incr/Decr	25-26	26-27	27-28	28-29	Total Budgeted up to 2029
42455 Intergov - Local - StanCOG	1,098,000	0	1,098,000	0	1,098,000	1,098,000	0	0	0	0	1,098,000
Revenue Totals:	1,098,000	0	1,098,000	0	1,098,000	1,098,000	0	0	0	0	1,098,000

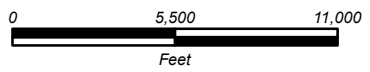
Expenditures	Budget	Actual+Commit	Available	Prop. Inc./Dec. for 24-25	Budget+Prop. Inc./Dec.	Avail.+Prop. Inc./Dec.	25-26	26-27	27-28	28-29	Total Budgeted up to 2029
Caltrans-PID Project Development	50,000	50,237	-237	0	50,000	-237	0	0	0	0	50,000
EDA Eng/Design/Admin	250,000	35,989	214,011	0	250,000	214,011	0	0	0	0	250,000
EDA-WMH Eng/Design/Admin WMH	6,450,665	544,107	5,906,558	0	6,450,665	5,906,558	0	0	0	0	6,450,665
PD Project Development	347,335	150,867	196,468	0	347,335	196,468	0	0	0	0	347,335
Expenditure Totals:	7,098,000	781,199	6,316,801	0	7,098,000	6,316,801	0	0	0	0	7,098,000

Fund Balance Required	Budget+Prop. Inc./Dec.	Available+Prop. Inc./Dec.
Streets Capital Facility Fee Fund-3410	6,000,000	5,218,801



City of Modesto

Project #: 101186



PW - Upgrade Traffic Signals - 2019-FHWA-CalTrans-CML-5059(236)-2019-20.205 HWY Planning and Con

City of Modesto: 2025-29 Capital Improvement Program

**PW - Upgrade Traffic Signals - 2019-FHWA-CalTrans-CML-5059(236)-2019-20.205 HWY
Planning and Con**

101186

Capital Un-sponsored

<i>Cost Center:</i> 59999	<i>Category:</i> Traffic Circulation	<i>Start Date:</i> 2019
<i>Hosting Fund:</i> Capital Grants - Streets CIP Projects-3160	<i>Type Class:</i> Traffic Signals	<i>End Date:</i>
<i>Element Listing:</i> Comm Dev	<i>Area:</i> Within City	<i>Status:</i> New
<i>Classification:</i> Improvements	<i>Manager:</i> Murphy, Mark G	<i>Const. Code:</i> New or Future

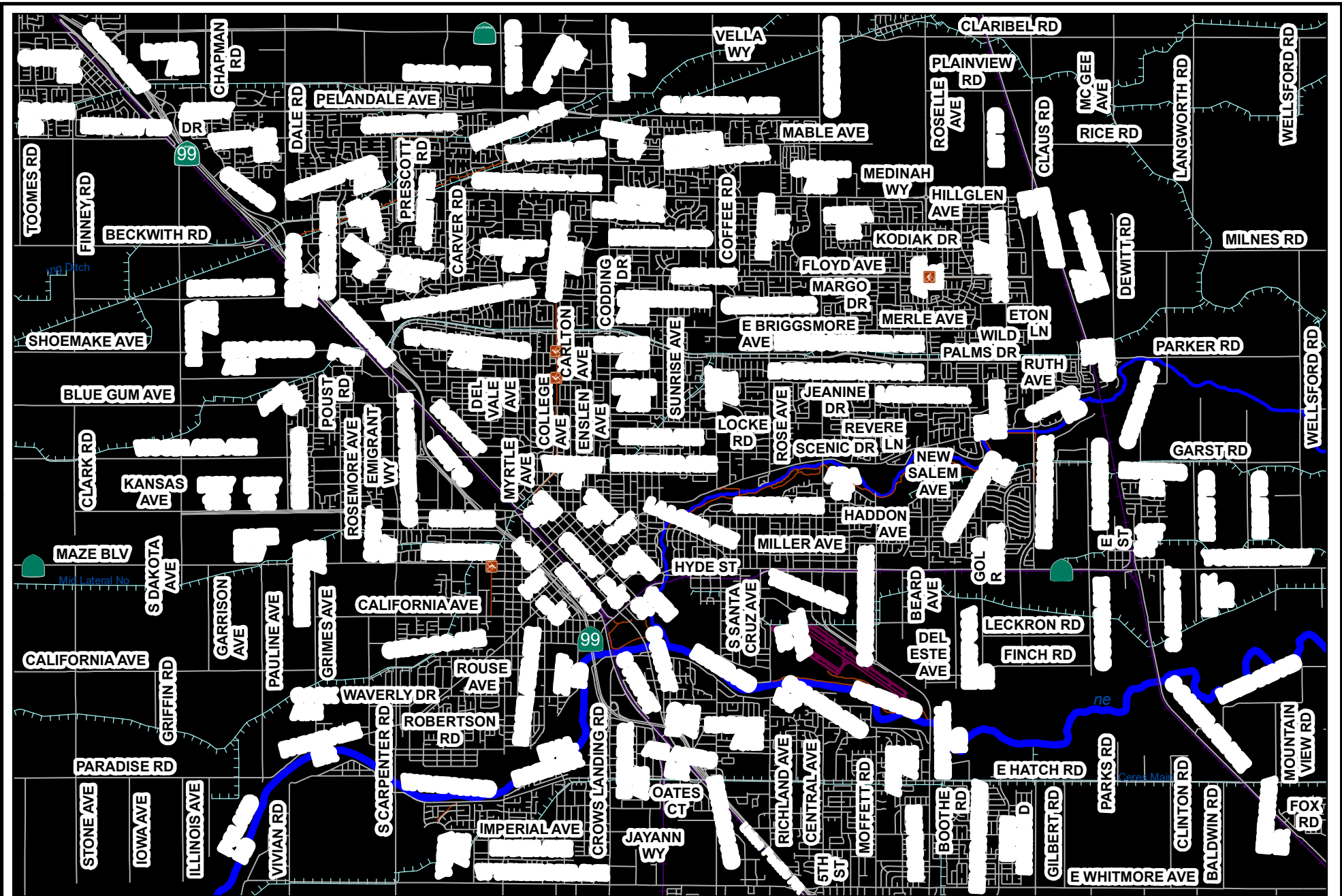
Proj Desc: Upgrade traffic signal equipment, ADA standards, and communications at the following intersections: Blue Gum/Carpenter, I/14th, I/17th, G/12th, and G/17th.

Proj Stat: Project under construction.

Revenues	Budget	Actuals+Commit	Available	Prop. Inc./Dec. for 24-25	Bud + Prop. Incr/Decr	Avail.+ Prop. Incr/Decr	25-26	26-27	27-28	28-29	Total Budgeted up to 2029
42110 Intergov - State - CA Department of Transportation	2,378,420	39,151	2,339,269	0	2,378,420	2,339,269	0	0	0	0	2,378,420
Revenue Totals:	2,378,420	39,151	2,339,269	0	2,378,420	2,339,269	0	0	0	0	2,378,420

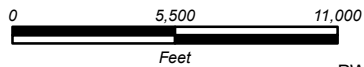
Expenditures	Budget	Actual+Commit	Available	Prop. Inc./Dec. for 24-25	Budget+Prop. Inc./Dec.	Avail.+Prop. Inc./Dec.	25-26	26-27	27-28	28-29	Total Budgeted up to 2029
CA Construction Admin	290,663	9,108	281,555	0	290,663	281,555	0	0	0	0	290,663
CON Construction	1,752,282	1,561,400	190,882	0	1,752,282	190,882	0	0	0	0	1,752,282
CTGY-CIP Contingency - CIP	185,475	0	185,475	0	185,475	185,475	0	0	0	0	185,475
EDA Eng/Design/Admin	150,000	54,145	95,855	0	150,000	95,855	0	0	0	0	150,000
Expenditure Totals:	2,378,420	1,624,653	753,767	0	2,378,420	753,767	0	0	0	0	2,378,420

Fund Balance Required	Budget+Prop. Inc./Dec.	Available+Prop. Inc./Dec.
Capital Grants - Streets CIP Projects-3160	0	-1,585,502



City of Modesto

Project #: 101188



PW - Retroreflective Backplates and Striping-FHWA-CalTrans-HSIP-5059(237)-2019-20.205 HWY Planning and Con

City of Modesto: 2025-29 Capital Improvement Program

PW - Retroreflective Backplates and Striping-FHWA-CalTrans-HSIPL-5059(237)-2019-20.205 HWY Planning and Con - Non-Capital

101188

Capital Un-sponsored

<i>Cost Center:</i> 59999	<i>Category:</i> Traffic Circulation	<i>Start Date:</i> 2019
<i>Hosting Fund:</i> Capital Grants - Streets CIP Projects-3160	<i>Type Class:</i> Traffic Signals	<i>End Date:</i>
<i>Element Listing:</i> Comm Dev	<i>Area:</i> Within City	<i>Status:</i> New
<i>Classification:</i> Improvements	<i>Manager:</i> Murphy, Mark G	<i>Const. Code:</i> New or Future

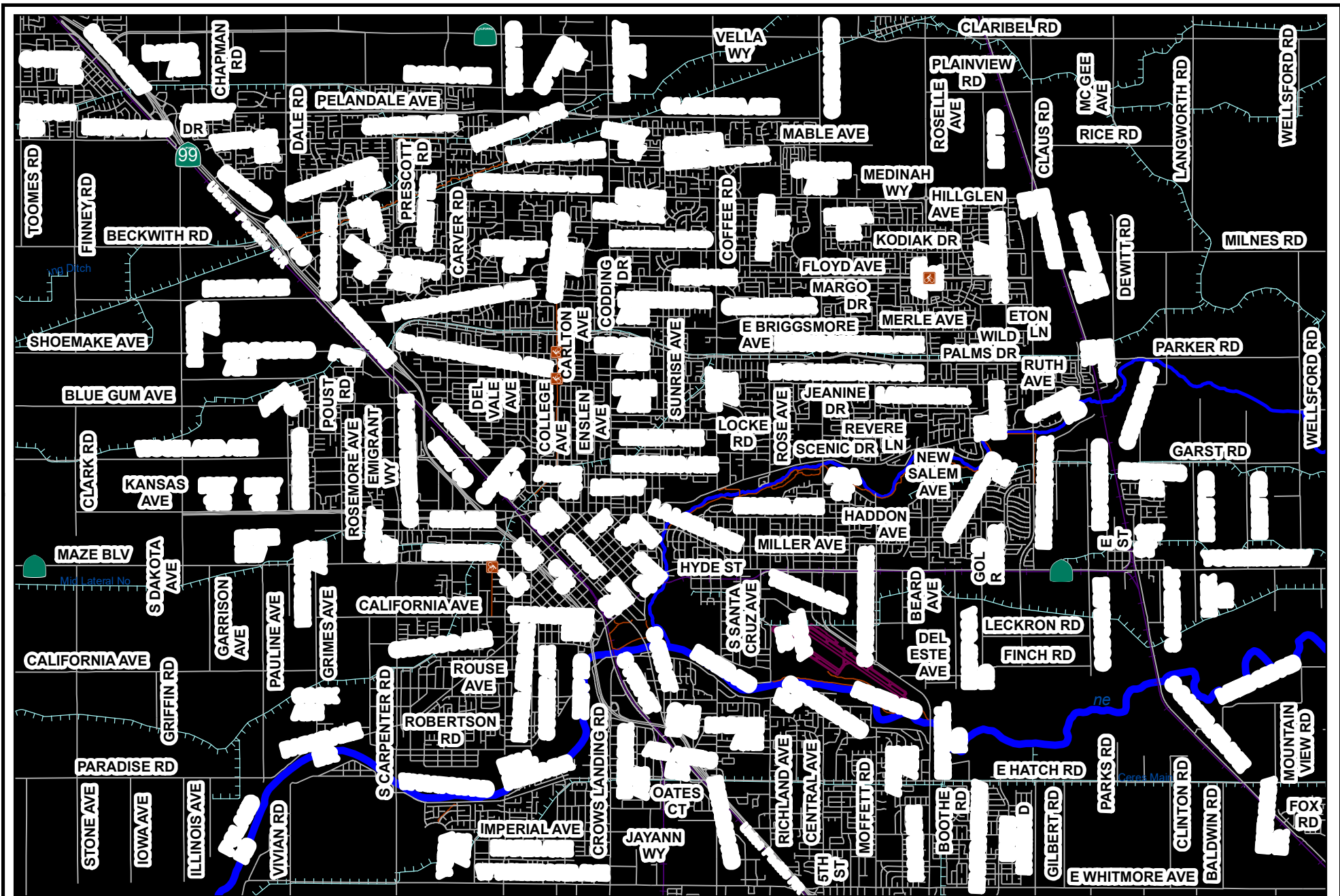
Proj Desc: Replace traffic signal backplates with new backplates having 2 inch retroreflective borders.

Proj Stat: Project under construction

Revenues	Budget	Actuals+Commit	Available	Prop. Inc./Dec. for 24-25	Bud + Prop. Incr/Decr	Avail.+ Prop. Incr/Decr	25-26	26-27	27-28	28-29	Total Budgeted up to 2029
42110 Intergov - State - CA Department of Transportation	696,230	18,514	677,716	0	696,230	677,716	0	0	0	0	696,230
61730 Transfer In from Fund 1730	43,470	1,686	41,784	0	43,470	41,784	0	0	0	0	43,470
Revenue Totals:	739,700	20,199	719,501	0	739,700	719,501	0	0	0	0	3,118,120

Expenditures	Budget	Actual+Commit	Available	Prop. Inc./Dec. for 24-25	Budget+Prop. Inc./Dec.	Avail.+Prop. Inc./Dec.	25-26	26-27	27-28	28-29	Total Budgeted up to 2029
CA Construction Admin	80,983	61,972	19,011	0	80,983	19,011	0	0	0	0	80,983
CON Construction	566,317	566,317	0	0	566,317	0	0	0	0	0	566,317
CTGY-CIP Contingency - CIP	56,632	54,479	2,153	0	56,632	2,153	0	0	0	0	56,632
EDA Eng/Design/Admin	35,768	17,066	18,702	0	35,768	18,702	0	0	0	0	35,768
Expenditure Totals:	739,700	699,834	39,866	0	739,700	39,866	0	0	0	0	739,700

Fund Balance Required	Budget+Prop. Inc./Dec.	Available+Prop. Inc./Dec.
Capital Grants - Streets CIP Projects-3160	0	-679,634



City of Modesto

Project #: 101192



PW - Upgrade ATMS 2019-FHWA-CalTrans-CML-5059(238)-2019-20.205 HWY Planning and Con

City of Modesto: 2025-29 Capital Improvement Program

PW - Upgrade ATMS 2019-FHWA-CalTrans-CML-5059(238)-2019-20.205 HWY Planning and Con

101192

Capital Un-sponsored

<i>Cost Center:</i> 59999	<i>Category:</i> Traffic Circulation	<i>Start Date:</i> 2019
<i>Hosting Fund:</i> Capital Grants - Streets CIP Projects-3160	<i>Type Class:</i> Traffic Signal Coordination	<i>End Date:</i> 2024
<i>Element Listing:</i> Comm Dev	<i>Area:</i> Within City	<i>Status:</i> Closed
<i>Classification:</i> Improvements	<i>Manager:</i> Murphy, Mark G	<i>Const. Code:</i> New or Future

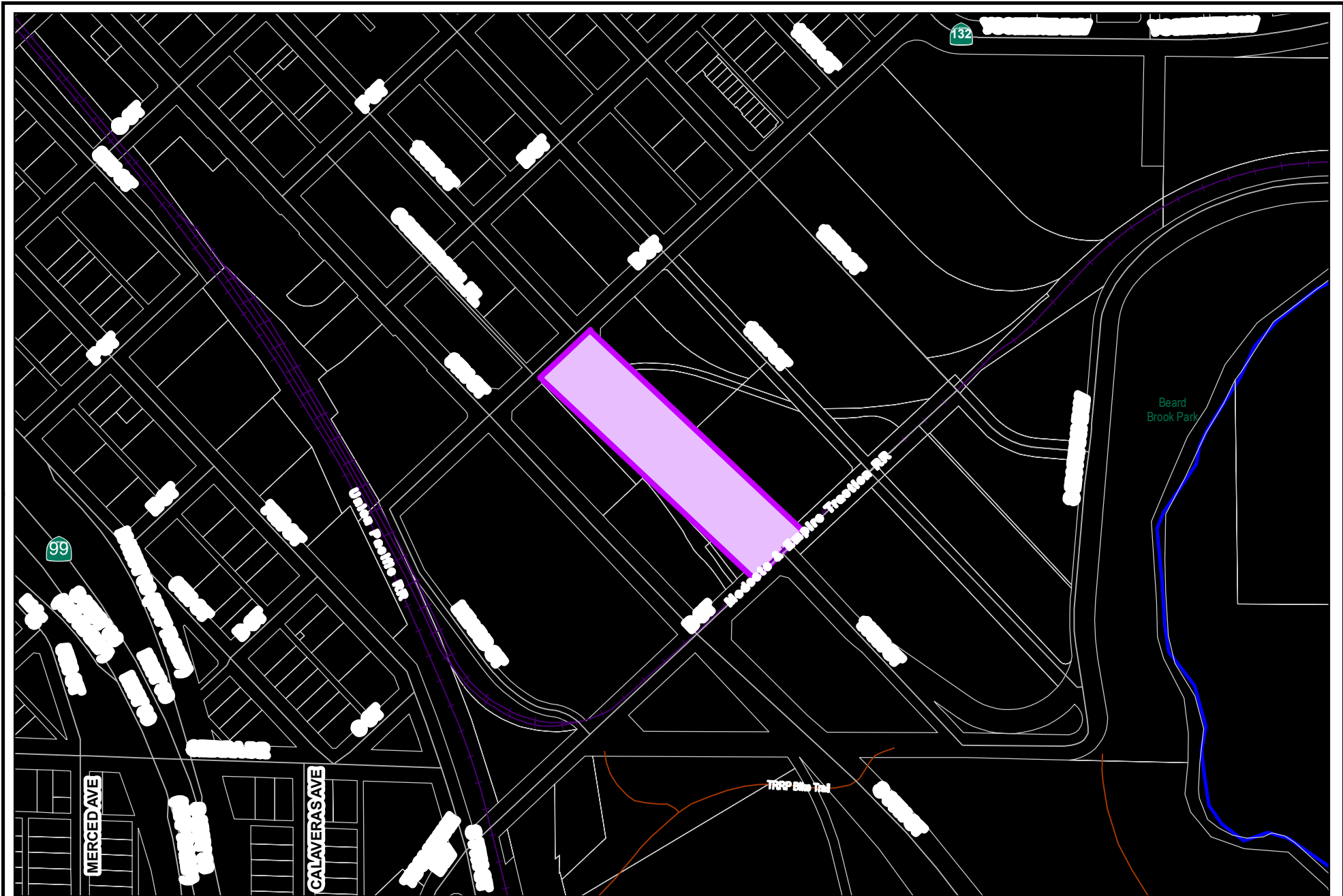
Proj Desc: Upgrade ATMS Central Software and Traffic Signal Controllers.

Proj Stat: Project being closed

Revenues	Budget	Actuals+Commit	Available	Prop. Inc./Dec. for 24-25	Bud + Prop. Incr/Decr	Avail.+ Prop. Incr/Decr	25-26	26-27	27-28	28-29	Total Budgeted up to 2029
42110 Intergov - State - CA Department of Transportation	1,200,000	1,018,686	181,314	0	1,200,000	181,314	0	0	0	0	1,200,000
61410 Transfer In from Fund 1410	439,628	286,797	152,831	0	439,628	152,831	0	0	0	0	439,628
Revenue Totals:	1,639,628	1,305,483	334,145	0	1,639,628	334,145	0	0	0	0	1,639,628

Expenditures	Budget	Actual+Commit	Available	Prop. Inc./Dec. for 24-25	Budget+Prop. Inc./Dec.	Avail.+Prop. Inc./Dec.	25-26	26-27	27-28	28-29	Total Budgeted up to 2029
CA Construction Admin	236,956	63,521	173,435	0	236,956	173,435	0	0	0	0	236,956
CON Construction	1,138,793	1,138,793	0	0	1,138,793	0	0	0	0	0	1,138,793
CTGY-CIP Contingency - CIP	113,879	61,048	52,831	0	113,879	52,831	0	0	0	0	113,879
EDA Eng/Design/Admin	150,000	40,320	109,680	0	150,000	109,680	0	0	0	0	150,000
Expenditure Totals:	1,639,628	1,303,682	335,946	0	1,639,628	335,946	0	0	0	0	1,639,628

Fund Balance Required	Budget+Prop. Inc./Dec.	Available+Prop. Inc./Dec.
Capital Grants - Streets CIP Projects-3160	0	1,801



City of Modesto

Project #: 101196

CED - 10th Street Improvements (B St to D St) Stanislaus Foods



City of Modesto: 2025-29 Capital Improvement Program

CED - 10th Street Improvements (B St to D St) Stanislaus Foods

101196

Capital Un-sponsored

<i>Cost Center:</i> 14999	<i>Category:</i> Traffic Circulation	<i>Start Date:</i> 2019
<i>Hosting Fund:</i> Special Fund for Capital Outlay-3120	<i>Type Class:</i> Development Participation	<i>End Date:</i>
<i>Element Listing:</i> Comm Dev	<i>Area:</i> Within City	<i>Status:</i> New
<i>Classification:</i> Improvements	<i>Manager:</i> Sacuskie, Michael Wayne	<i>Const. Code:</i> New or Future

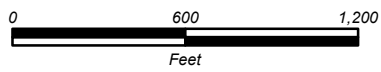
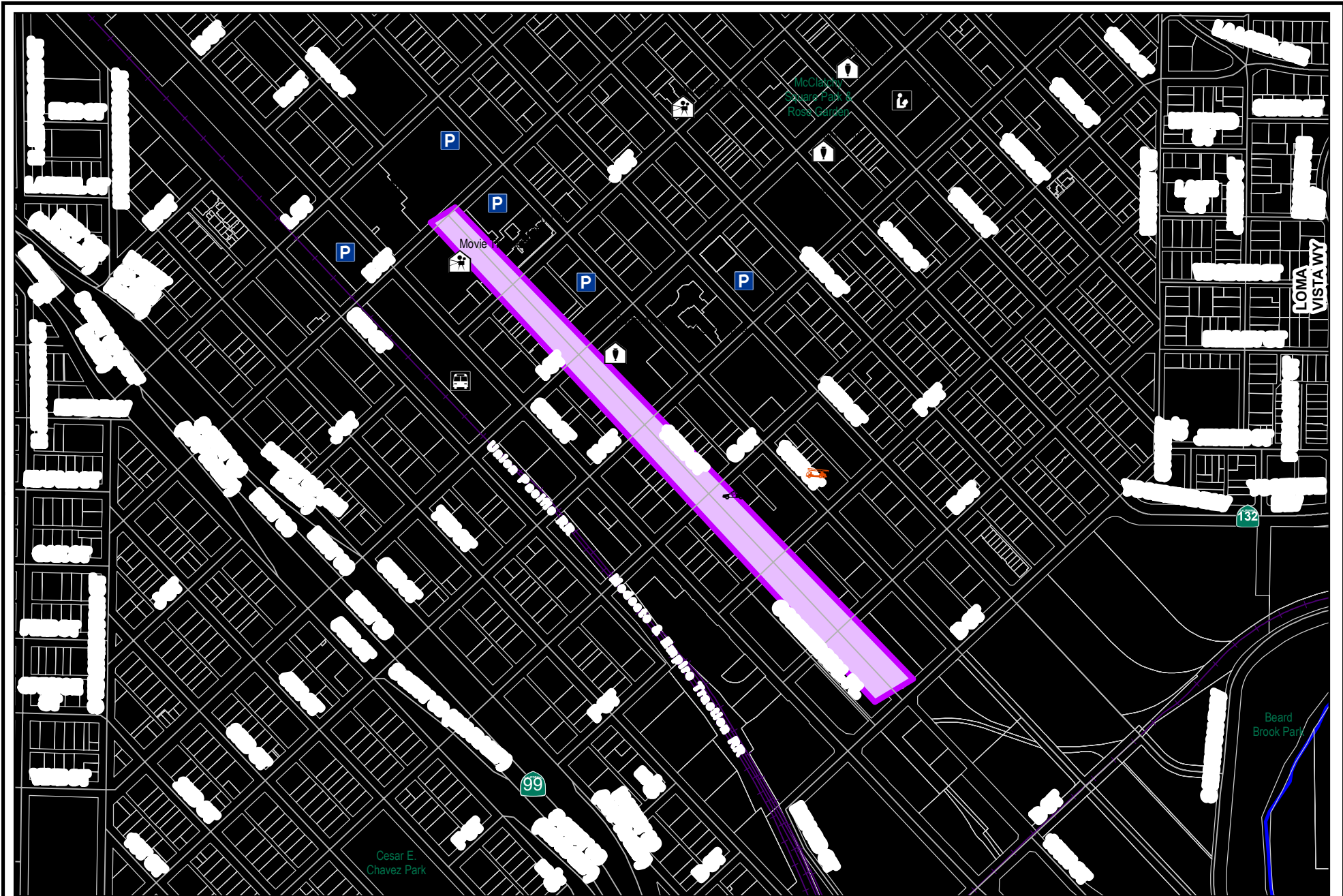
Proj Desc: A Development Agreement between the City of Modesto and Stanislaus Foods (Planning Commission Resolution 2019-06) provided \$2,400,000 for improvements to 10th Street between B Street and D Street.

Proj Stat: Project is on hold.

Revenues	Budget	Actuals+Commit	Available	Prop. Inc./Dec. for 24-25	Bud + Prop. Incr/Decr	Avail.+ Prop. Incr/Decr	25-26	26-27	27-28	28-29	Total Budgeted up to 2029
47005 Miscellaneous Revenue	2,396,616	2,396,616	0	0	2,396,616	0	0	0	0	0	2,396,616
Revenue Totals:	2,396,616	2,396,616	0	0	2,396,616	0	0	0	0	0	2,396,616

Expenditures	Budget	Actual+Commit	Available	Prop. Inc./Dec. for 24-25	Budget+Prop. Inc./Dec.	Avail.+Prop. Inc./Dec.	25-26	26-27	27-28	28-29	Total Budgeted up to 2029
CA Construction Admin	190,000	0	190,000	0	190,000	190,000	0	0	0	0	190,000
CCF City Construct Force	10,000	0	10,000	0	10,000	10,000	0	0	0	0	10,000
CON Construction	1,916,616	0	1,916,616	0	1,916,616	1,916,616	0	0	0	0	1,916,616
EDA Eng/Design/Admin	280,000	12,589	267,411	0	280,000	267,411	0	0	0	0	280,000
Expenditure Totals:	2,396,616	12,589	2,384,027	0	2,396,616	2,384,027	0	0	0	0	2,396,616

Fund Balance Required	Budget+Prop. Inc./Dec.	Available+Prop. Inc./Dec.
Special Fund for Capital Outlay-3120	0	2,384,027



City of Modesto

Project #: 101206

CED - 10th Street Aesthetic Improvements



City of Modesto: 2025-29 Capital Improvement Program

CED - 10th Street Aesthetic Improvements

101206

Capital Un-sponsored

<i>Cost Center:</i> 14999	<i>Category:</i> Traffic Circulation	<i>Start Date:</i> 2019
<i>Hosting Fund:</i> Special Fund for Capital Outlay-3120	<i>Type Class:</i> Miscellaneous	<i>End Date:</i>
<i>Element Listing:</i> Comm Svcs & Fac	<i>Area:</i> Within City	<i>Status:</i> New
<i>Classification:</i> Improvements	<i>Manager:</i> Sacuskie, Michael Wayne	<i>Const. Code:</i> New or Future

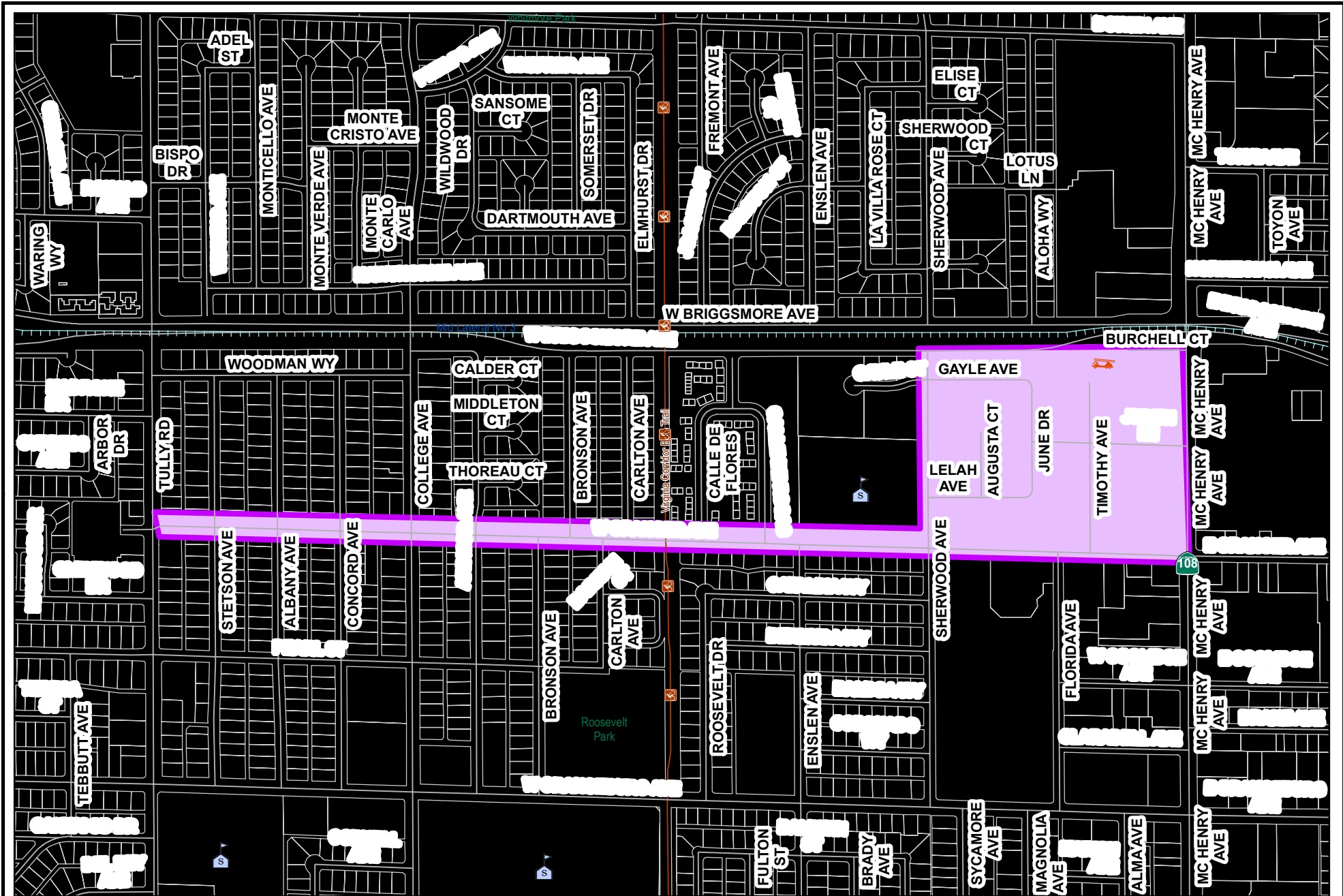
Proj Desc: Per the Development Agreement between the City of Modesto, D Street Partners LP, and Stanislaus Food Products Company, an "Aesthetic Improvement Payment" of \$200,000 is intended to be used to provide enhanced street scape improvements adjacent to and in the immediate vicinity of the SFP Site. This project will provide funding for design and construction of capital improvements on 10th Street and/or D Street for aesthetic improvements such as hardscaping, landscaping, and street furniture.

Proj Stat: The project is on hold.

Revenues	Budget	Actuals+Commit	Available	Prop. Inc./Dec. for 24-25	Bud + Prop. Incr/Decr	Avail. + Prop. Incr/Decr	25-26	26-27	27-28	28-29	Total Budgeted up to 2029
47005 Miscellaneous Revenue	200,000	200,000	0	0	200,000	0	0	0	0	0	200,000
Revenue Totals:	200,000	200,000	0	0	200,000	0	0	0	0	0	200,000

Expenditures	Budget	Actual+Commit	Available	Prop. Inc./Dec. for 24-25	Budget+Prop. Inc./Dec.	Avail.+Prop. Inc./Dec.	25-26	26-27	27-28	28-29	Total Budgeted up to 2029
CON Construction	200,000	0	200,000	0	200,000	200,000	0	0	0	0	200,000
Expenditure Totals:	200,000	0	200,000	0	200,000	200,000	0	0	0	0	200,000

Fund Balance Required	Budget+Prop. Inc./Dec.	Available+Prop. Inc./Dec.
Special Fund for Capital Outlay-3120	0	200,000



City of Modesto

Project #: 101214

CED - Granger Neighborhood Pavement Rehabilitation



City of Modesto: 2025-29 Capital Improvement Program

CED - Granger Neighborhood Pavement Rehabilitation

101214

Capital Un-sponsored

<i>Cost Center:</i> 14999	<i>Category:</i> Traffic Circulation	<i>Start Date:</i> 2019
<i>Hosting Fund:</i> Measure L - Capital Projects-3300	<i>Type Class:</i> Maintenance	<i>End Date:</i>
<i>Element Listing:</i> Comm Dev	<i>Area:</i> Within City	<i>Status:</i> Active
<i>Classification:</i> Improvements	<i>Manager:</i> Sacuskie, Michael Wayne	<i>Const. Code:</i> New or Future

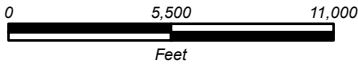
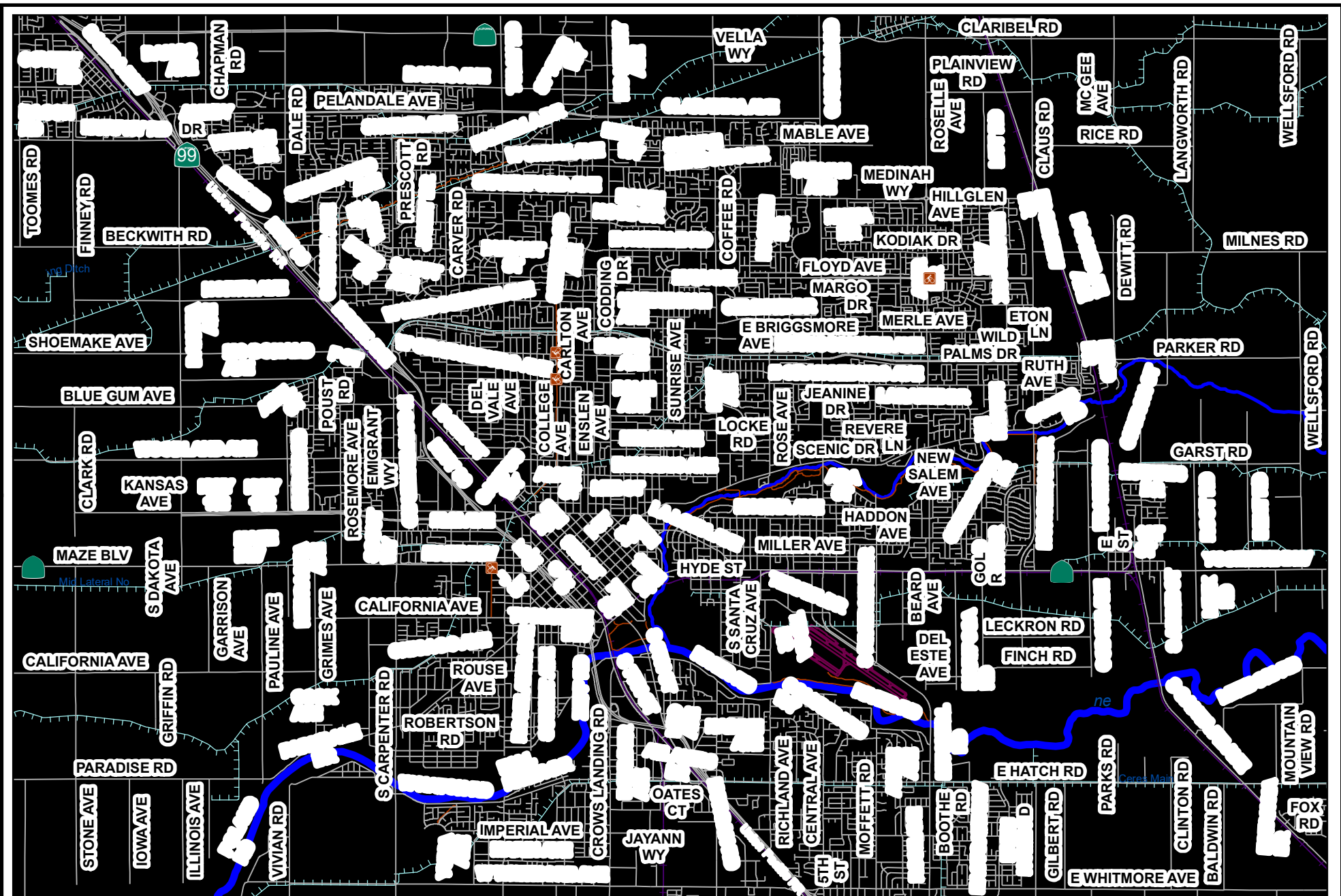
Proj Desc: West Granger Avenue from Tully to McHenry, Gayle Ave, Augusta Ct, Lelah Ave, June Dr, Judith Ln, Timothy Ave, Sherwood Dr, Pearl Street and Carlton Avenue near Roosevelt Park, more than 645,000 sq. ft. of pavement. Anticipated project improvements include roadway resurfacing and/or reconstruction, new signage and striping, ADA upgrades, and minor storm drainage system improvements.

Proj Stat: Design complete.

Revenues	Budget	Actuals+Commit	Available	Prop. Inc./Dec. for 24-25	Bud + Prop. Incr/Decr	Avail.+ Prop. Incr/Decr	25-26	26-27	27-28	28-29	Total Budgeted up to 2029
61410 Transfer In from Fund 1410	360,000	299,839	60,161	0	360,000	60,161	0	0	0	0	360,000
Revenue Totals:	360,000	299,839	60,161	0	360,000	60,161	0	0	0	0	360,000

Expenditures	Budget	Actual+Commit	Available	Prop. Inc./Dec. for 24-25	Budget+Prop. Inc./Dec.	Avail.+Prop. Inc./Dec.	25-26	26-27	27-28	28-29	Total Budgeted up to 2029
CA Construction Admin	30,000	0	30,000	0	30,000	30,000	0	0	0	0	30,000
CC Consultant Charges	275,247	250,225	25,022	0	275,247	25,022	0	0	0	0	275,247
CON Construction	0	0	0	0	0	0	0	0	0	0	0
CTGY-CIP Contingency - CIP	0	0	0	0	0	0	0	0	0	0	0
EDA Eng/Design/Admin	54,753	49,617	5,136	0	54,753	5,136	0	0	0	0	54,753
Expenditure Totals:	360,000	299,842	60,158	0	360,000	60,158	0	0	0	0	360,000

Fund Balance Required	Budget+Prop. Inc./Dec.	Available+Prop. Inc./Dec.
Measure L - Capital Projects-3300	0	-4



City of Modesto

Project #: 101221

CED - School Safety Program Projects



City of Modesto: 2025-29 Capital Improvement Program

CED - School Safety Program Projects (Capital/Non-Capital Mix)

101221

Capital Un-sponsored

<i>Cost Center:</i> 14999	<i>Category:</i> Traffic Circulation	<i>Start Date:</i> 2019
<i>Hosting Fund:</i> Measure L - Capital Projects-3300	<i>Type Class:</i> Low Cost Traffic Improvements	<i>End Date:</i>
<i>Element Listing:</i> Comm Dev	<i>Area:</i> Within City	<i>Status:</i> Active
<i>Classification:</i> Improvements	<i>Manager:</i> Sandhu, Sandeep K	<i>Const. Code:</i> New or Future

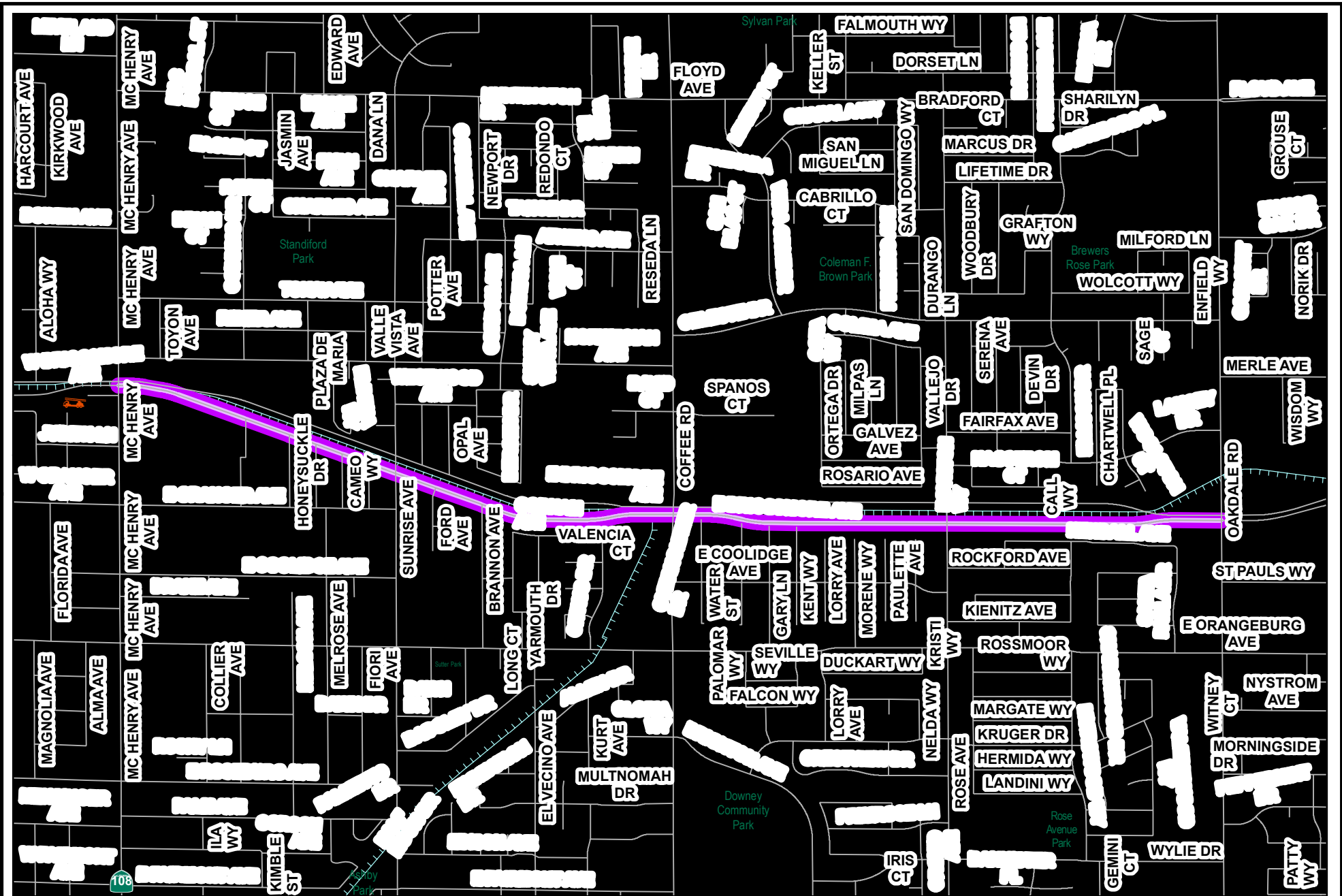
Proj Desc: Improve pedestrian safety and traffic flow around schools based on the recommendations of the School Safety Program Study. A project will be identified and reviewed for each Fiscal Year. Three projects are anticipated to be designed and constructed during the next five years.

Proj Stat: School Safety Program Study is 95% complete. A project will be identified for design in the next fiscal year.

Revenues	Budget	Actuals+Commit	Available	Prop. Inc./Dec. for 24-25	Bud + Prop. Incr/Decr	Avail.+ Prop. Incr/Decr	25-26	26-27	27-28	28-29	Total Budgeted up to 2029
61410 Transfer In from Fund 1410	1,125,000	8,379	1,116,621	0	1,125,000	1,116,621	0	0	0	0	1,125,000
Revenue Totals:	1,125,000	8,379	1,116,621	0	1,125,000	1,116,621	0	0	0	0	1,125,000

Expenditures	Budget	Actual+Commit	Available	Prop. Inc./Dec. for 24-25	Budget+Prop. Inc./Dec.	Avail.+Prop. Inc./Dec.	25-26	26-27	27-28	28-29	Total Budgeted up to 2029
CON Construction	1,000,000	0	1,000,000	0	1,000,000	1,000,000	0	0	0	0	1,000,000
EDA Eng/Design/Admin	125,000	10,447	114,553	0	125,000	114,553	0	0	0	0	125,000
Expenditure Totals:	1,125,000	10,447	1,114,553	0	1,125,000	1,114,553	0	0	0	0	1,125,000

Fund Balance Required	Budget+Prop. Inc./Dec.	Available+Prop. Inc./Dec.
Measure L - Capital Projects-3300	0	-2,068



City of Modesto

Project #: 101246

CED - Briggsmore Avenue Pavement Rehabilitation (McHenry Avenue to Oakdale Road)



City of Modesto: 2025-29 Capital Improvement Program

CED - Briggsmore Avenue Pavement Rehabilitation (McHenry Avenue to Oakdale Road)

101246

Capital Un-sponsored

<i>Cost Center:</i> 14999	<i>Category:</i> Traffic Circulation	<i>Start Date:</i> 2020
<i>Hosting Fund:</i> Measure L - Capital Projects-3300	<i>Type Class:</i> Major Street Improvements	<i>End Date:</i>
<i>Element Listing:</i> Comm Dev	<i>Area:</i> Within City	<i>Status:</i> Active
<i>Classification:</i> Improvements	<i>Manager:</i> Soares, Phillip A	<i>Const. Code:</i> Construction Completed

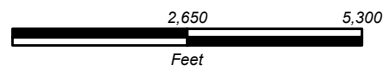

Proj Desc: Pavement rehabilitation of Briggsmore Avenue from McHenry Avenue to Oakdale Road, approximately 2 miles, or 862,000 square feet. Anticipated project improvements include roadway resurfacing and/or reconstruction, new signage and striping, ADA upgrades at intersections, signal upgrades (detection camera, ADA push buttons) where needed, and storm drainage system improvements. The project will remove non-compliant ADA ramps and construct new compliant ramps in multiple locations, will provide pedestrian crossings where none currently exist, and will include signage and striping for a bikeway on Briggsmore.

Proj Stat: Construction complete.

Revenues	Budget	Actuals+Commit	Available	Prop. Inc./Dec. for 24-25	Bud + Prop. Incr/Decr	Avail.+ Prop. Incr/Decr	25-26	26-27	27-28	28-29	Total Budgeted up to 2029
61410 Transfer In from Fund 1410	5,374,090	4,910,809	463,281	0	5,374,090	463,281	0	0	0	0	5,374,090
Revenue Totals:	5,374,090	4,910,809	463,281	0	5,374,090	463,281	0	0	0	0	5,374,090

Expenditures	Budget	Actual+Commit	Available	Prop. Inc./Dec. for 24-25	Budget+Prop. Inc./Dec.	Avail.+Prop. Inc./Dec.	25-26	26-27	27-28	28-29	Total Budgeted up to 2029
CA Construction Admin	339,124	389,616	-50,492	0	339,124	-50,492	0	0	0	0	339,124
CCF City Construct Force	10,000	129	9,871	0	10,000	9,871	0	0	0	0	10,000
CON Construction	4,239,060	4,246,805	-7,745	0	4,239,060	-7,745	0	0	0	0	4,239,060
CTGY-CIP Contingency - CIP	413,906	5,353	408,553	0	413,906	408,553	0	0	0	0	413,906
EDA Eng/Design/Admin	372,000	375,406	-3,406	0	372,000	-3,406	0	0	0	0	372,000
Expenditure Totals:	5,374,090	5,017,309	356,781	0	5,374,090	356,781	0	0	0	0	5,374,090

Fund Balance Required	Budget+Prop. Inc./Dec.	Available+Prop. Inc./Dec.
Measure L - Capital Projects-3300	0	-106,500



City of Modesto

Project #: 101247

CED - Virginia Corridor Trail Maintenance



City of Modesto: 2025-29 Capital Improvement Program

CED - Virginia Corridor Trail Maintenance

101247

Capital Un-sponsored

<i>Cost Center:</i> 14999	<i>Category:</i> Traffic Circulation	<i>Start Date:</i> 2020
<i>Hosting Fund:</i> Measure L - Capital Projects-3300	<i>Type Class:</i> Maintenance	<i>End Date:</i>
<i>Element Listing:</i> Comm Dev	<i>Area:</i> Within City	<i>Status:</i> Active
<i>Classification:</i> Maintenance	<i>Manager:</i> Sacuskie, Michael Wayne	<i>Const. Code:</i> Construction Completed

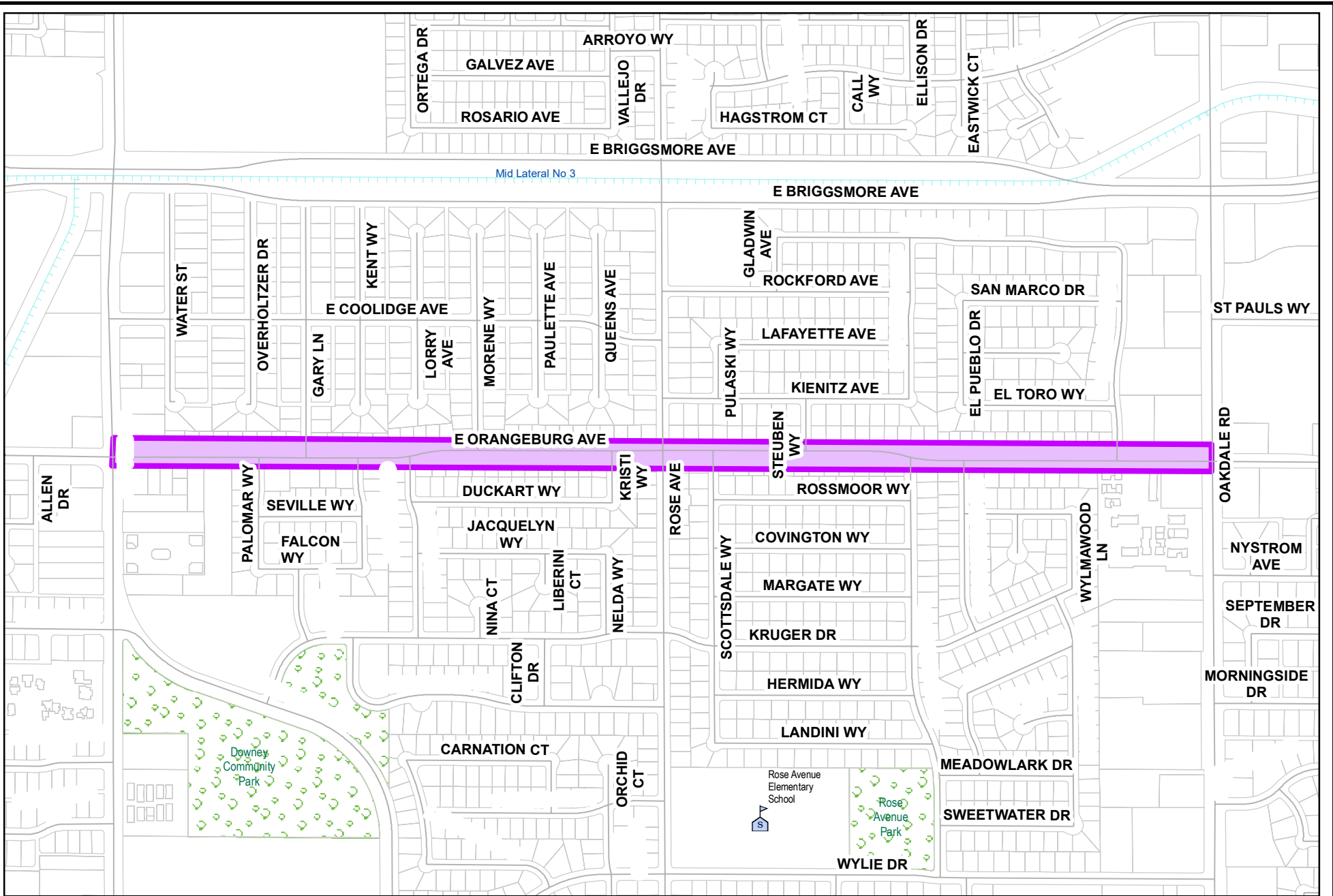
Proj Desc: Pavment Maintenance project on Virginia Corridor Trail from Woodrow Avenue to Downtown, approximately 3.0 miles. Anticipated project improvements include bike path resurfacing, new center line striping, new signage, ADA upgrades. New pedestrian crossing and ADA ramps to be constructed at Stoddard and at Orangburg.

Proj Stat: Construction completed.

Revenues	Budget	Actuals+Commit	Available	Prop. Inc./Dec. for 24-25	Bud + Prop. Incr/Decr	Avail.+ Prop. Incr/Decr	25-26	26-27	27-28	28-29	Total Budgeted up to 2029
61390 Transfer In From Fund 1390	0	0	0	0	0	0	0	0	0	0	0
61410 Transfer In from Fund 1410	884,063	783,932	100,131	0	884,063	100,131	0	0	0	0	884,063
Revenue Totals:	884,063	783,932	100,131	0	884,063	100,131	0	0	0	0	6,258,153

Expenditures	Budget	Actual+Commit	Available	Prop. Inc./Dec. for 24-25	Budget+Prop. Inc./Dec.	Avail.+Prop. Inc./Dec.	25-26	26-27	27-28	28-29	Total Budgeted up to 2029
CA Construction Admin	106,356	95,539	10,817	0	106,356	10,817	0	0	0	0	106,356
CCF City Construct Force	3,000	0	3,000	0	3,000	3,000	0	0	0	0	3,000
CON Construction	605,343	605,343	0	0	605,343	0	0	0	0	0	605,343
CON Traffic Construction	58,900	58,900	0	0	58,900	0	0	0	0	0	58,900
CTGY-CIP Contingency - CIP	53,140	0	53,140	0	53,140	53,140	0	0	0	0	53,140
EDA Eng/Design/Admin	57,324	53,693	3,631	0	57,324	3,631	0	0	0	0	57,324
Expenditure Totals:	884,063	813,475	70,588	0	884,063	70,588	0	0	0	0	884,063

Fund Balance Required	Budget+Prop. Inc./Dec.	Available+Prop. Inc./Dec.
Measure L - Capital Projects-3300	0	-29,543



City of Modesto

Project #: 101248

CED - Orangeburg Avenue Pavement Rehabilitation Phase 1 (Coffee Rd to Oakdale Ave)



City of Modesto: 2025-29 Capital Improvement Program

CED - Orangeburg Avenue Pavement Rehabilitation Phase 1 (Coffee Rd to Oakdale Ave)

101248

Capital Un-sponsored

<i>Cost Center:</i> 14999	<i>Category:</i> Traffic Circulation	<i>Start Date:</i> 2020
<i>Hosting Fund:</i> Measure L - Capital Projects-3300	<i>Type Class:</i> Major Street Improvements	<i>End Date:</i>
<i>Element Listing:</i> Comm Dev	<i>Area:</i> Within City	<i>Status:</i> Active
<i>Classification:</i> Improvements	<i>Manager:</i> Soares, Phillip A	<i>Const. Code:</i> Construction Completed

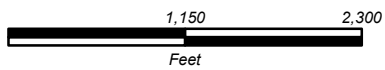
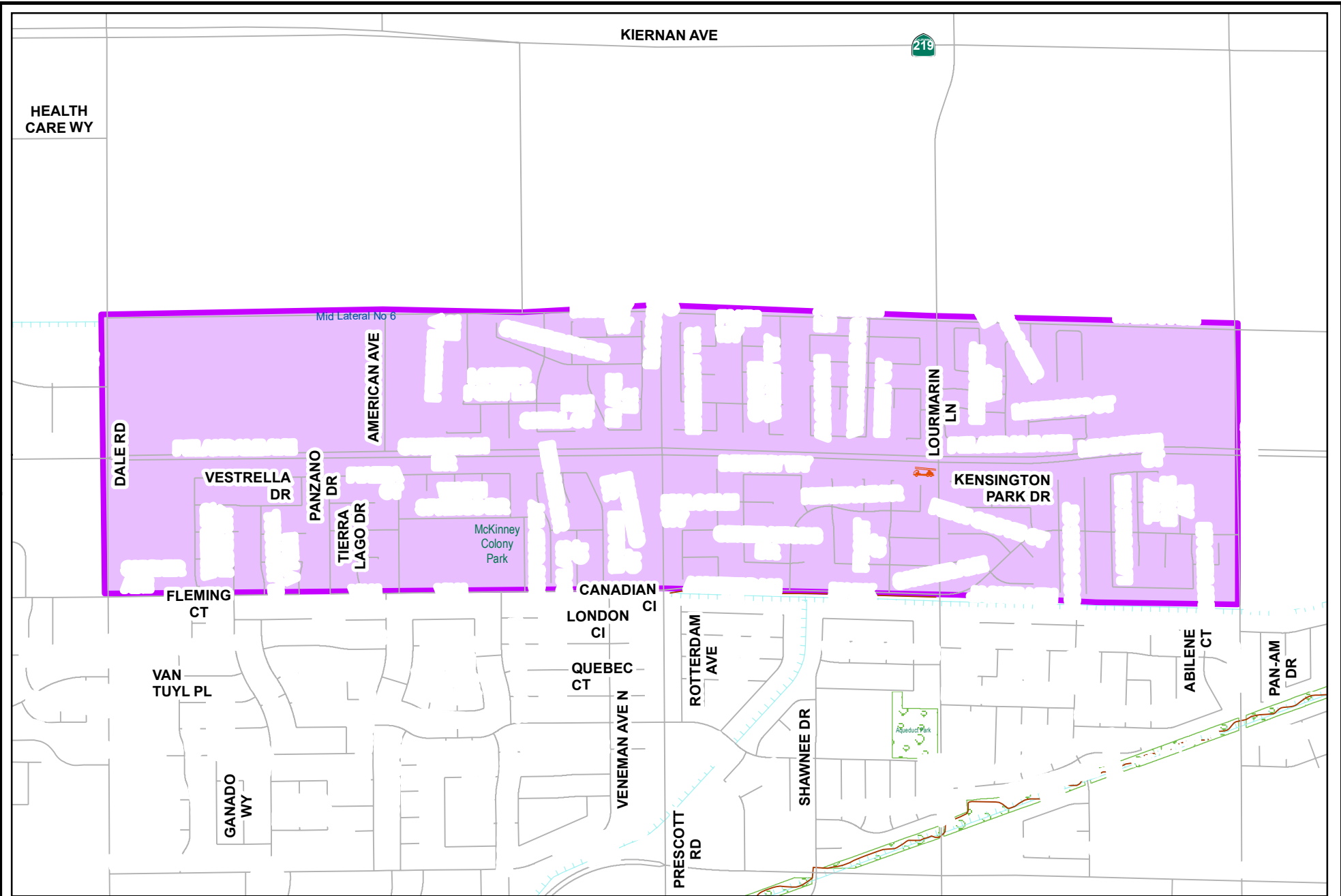
Proj Desc: Pavement rehabilitation on Orangeburg Avenue from Coffee Road to Oakdale Avenue, approximately 1.0 centerline mile or 421,200 square feet of pavement. Anticipated project improvements include roadway resurfacing and/or reconstruction, new signage and striping, ADA upgrades, and minor storm drain system improvements. The project will remove non-compliant ADA ramps and construct new compliant ramps in approximately 30 locations. The project will include signage and striping for a Class III bikeway path on Orangeburg.

Proj Stat: Construction Complete

Revenues	Budget	Actuals+Commit	Available	Prop. Inc./Dec. for 24-25	Bud + Prop. Incr/Decr	Avail.+ Prop. Incr/Decr	25-26	26-27	27-28	28-29	Total Budgeted up to 2029
61410 Transfer In from Fund 1410	3,121,267	2,933,617	187,650	0	3,121,267	187,650	0	0	0	0	3,121,267
Revenue Totals:	3,121,267	2,933,617	187,650	0	3,121,267	187,650	0	0	0	0	3,121,267

Expenditures	Budget	Actual+Commit	Available	Prop. Inc./Dec. for 24-25	Budget+Prop. Inc./Dec.	Avail.+Prop. Inc./Dec.	25-26	26-27	27-28	28-29	Total Budgeted up to 2029
CA Construction Admin	195,544	195,480	64	0	195,544	64	0	0	0	0	195,544
CON Construction	2,444,294	2,466,262	-21,967	0	2,444,294	-21,967	0	0	0	0	2,444,294
CTGY-CIP Contingency - CIP	244,429	161,789	82,640	0	244,429	82,640	0	0	0	0	244,429
EDA Eng/Design/Admin	237,000	234,007	2,993	0	237,000	2,993	0	0	0	0	237,000
Expenditure Totals:	3,121,267	3,057,537	63,730	0	3,121,267	63,730	0	0	0	0	3,121,267

Fund Balance Required	Budget+Prop. Inc./Dec.	Available+Prop. Inc./Dec.
Measure L - Capital Projects-3300	0	-123,920



City of Modesto

Project #: 101249

CED - Pelandale Neighborhood Pavement Maintenance Project



City of Modesto: 2025-29 Capital Improvement Program

CED - Pelandale Neighborhood Pavement Maintenance Project

101249

Capital Un-sponsored

<i>Cost Center:</i> 14999	<i>Category:</i> Traffic Circulation	<i>Start Date:</i> 2020
<i>Hosting Fund:</i> Measure L - Capital Projects-3300	<i>Type Class:</i> Maintenance	<i>End Date:</i>
<i>Element Listing:</i> Comm Dev	<i>Area:</i> Within City	<i>Status:</i> Active
<i>Classification:</i> Improvements	<i>Manager:</i> Sacuskie, Michael Wayne	<i>Const. Code:</i> Construction Completed

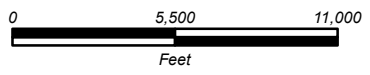
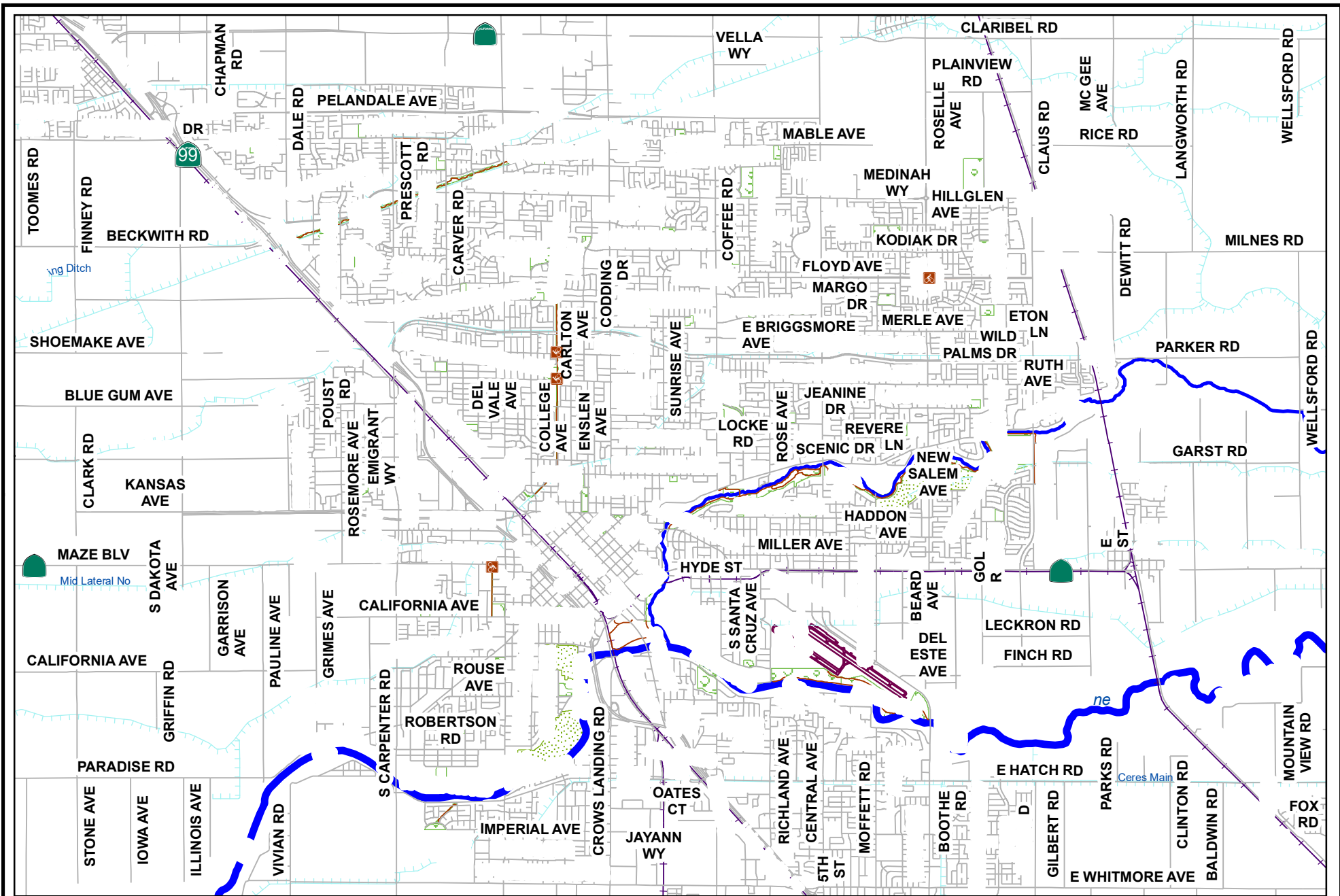
Proj Desc: Pavment maintenance in the area bound by Dale Road, Bangs Avenue, Tully Road, Snyder Avenue. This project will maintain approximately 12.6 center line miles or 2,190,000 square feet of local roads, and 1.1 center line miles or 200,000 square feet of minor collector (Snyder Avenue). Anticipated improvements include slurry seal surface treatment and restriping. The project will remove non-compliant ADA ramps and construct new compliant ramps in multiple locations,, and will include signage and striping for a Class III bikeway on Snyder.

Proj Stat: Construction completed and project is in warranty period.

Revenues	Budget	Actuals+Commit	Available	Prop. Inc./Dec. for 24-25	Bud + Prop. Incr/Decr	Avail.+ Prop. Incr/Decr	25-26	26-27	27-28	28-29	Total Budgeted up to 2029
61410 Transfer In from Fund 1410	1,552,471	1,491,935	60,536	0	1,552,471	60,536	0	0	0	0	1,552,471
61420 Transfer in from Fund 1420	318,779	318,779	0	0	318,779	0	0	0	0	0	318,779
Revenue Totals:	1,871,250	1,810,714	60,536	0	1,871,250	60,536	0	0	0	0	4,992,517

Expenditures	Budget	Actual+Commit	Available	Prop. Inc./Dec. for 24-25	Budget+Prop. Inc./Dec.	Avail.+Prop. Inc./Dec.	25-26	26-27	27-28	28-29	Total Budgeted up to 2029
CA Construction Admin	196,044	147,960	48,084	0	196,044	48,084	0	0	0	0	196,044
CCF City Construct Force	7,000	0	7,000	0	7,000	7,000	0	0	0	0	7,000
CON Construction	1,224,376	1,224,376	0	0	1,224,376	0	0	0	0	0	1,224,376
CTGY-CIP Contingency - CIP	97,950	92,065	5,885	0	97,950	5,885	0	0	0	0	97,950
EDA Eng/Design/Admin	345,880	350,003	-4,123	0	345,880	-4,123	0	0	0	0	345,880
Expenditure Totals:	1,871,250	1,814,404	56,846	0	1,871,250	56,846	0	0	0	0	1,871,250

Fund Balance Required	Budget+Prop. Inc./Dec.	Available+Prop. Inc./Dec.
Measure L - Capital Projects-3300	0	-3,690



City of Modesto

Project #: 101250

CED - Neighborhood ADA Improvement Program



City of Modesto: 2025-29 Capital Improvement Program

CED - Neighborhood ADA Improvement Program

101250
Capital Un-sponsored

<i>Cost Center:</i> 14999	<i>Category:</i> Traffic Circulation	<i>Start Date:</i> 2020
<i>Hosting Fund:</i> Measure L - Capital Projects-3300	<i>Type Class:</i> Maintenance	<i>End Date:</i>
<i>Element Listing:</i> Comm Dev	<i>Area:</i> Within City	<i>Status:</i> Active
<i>Classification:</i> Improvements	<i>Manager:</i> Soares, Phillip A	<i>Const. Code:</i> Construction Completed

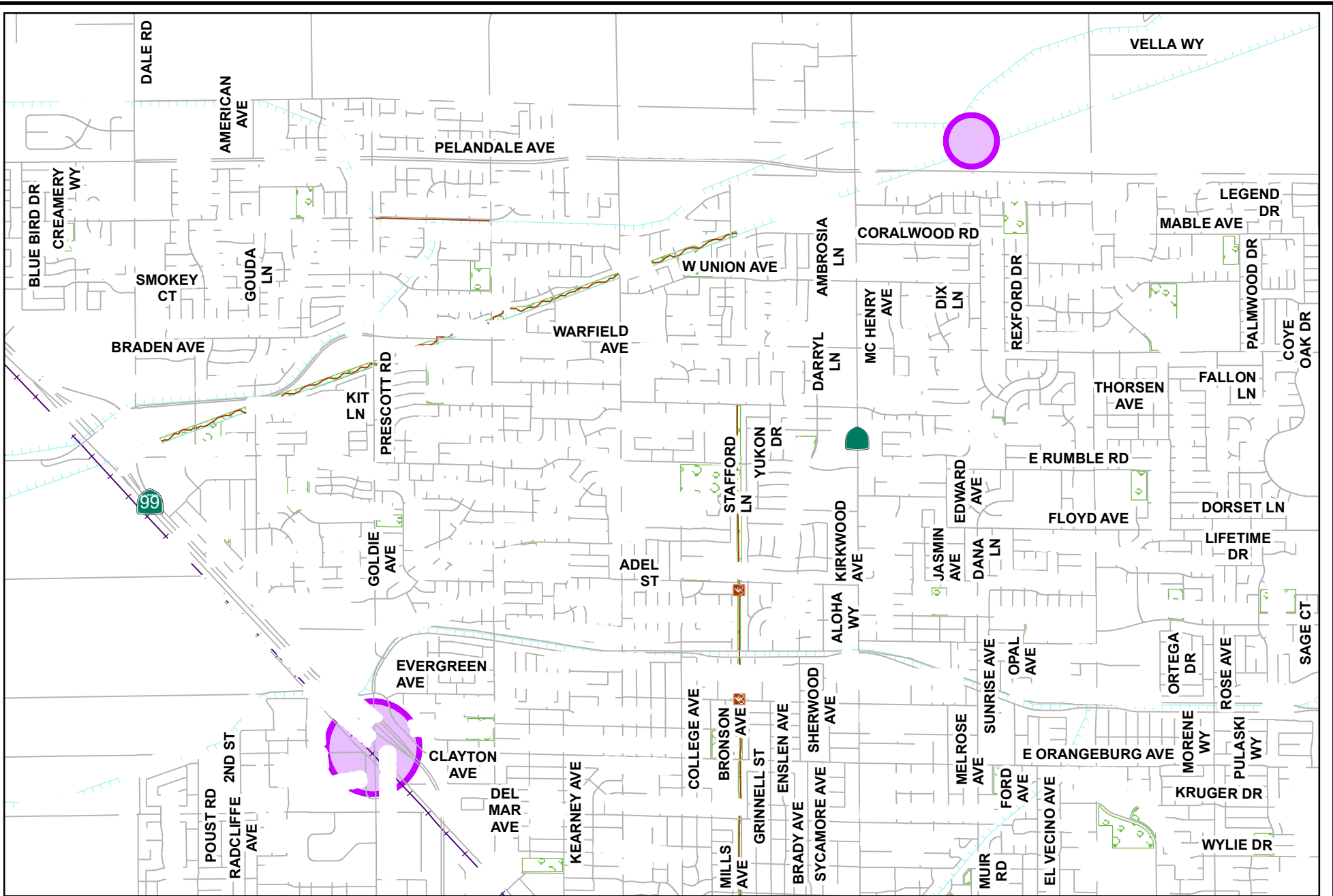
Proj Desc: This program will provide ADA improvements to residential neighborhoods. The City maintains an ADA action list that captures citizen concerns regarding accessibility of specific locations throughout the City. Public participation will be facilitated through City's website and social media. Concerns will be prioritized, and projects developed by City staff to improve accessibility and safety in residential neighborhoods. Anticipated improvements include compliant ramps, pedestrian refuges, signage and striping, ADA improvements, signal upgrades (detection cameras, ADA push buttons, beacons) where needed.

Proj Stat: Construction completed.

Revenues	Budget	Actuals+Commit	Available	Prop. Inc./Dec. for 24-25	Bud + Prop. Incr/Decr	Avail.+ Prop. Incr/Decr	25-26	26-27	27-28	28-29	Total Budgeted up to 2029
61410 Transfer In from Fund 1410	695,534	524,032	171,502	0	695,534	171,502	0	0	0	0	695,534
Revenue Totals:	695,534	524,032	171,502	0	695,534	171,502	0	0	0	0	695,534

Expenditures	Budget	Actual+Commit	Available	Prop. Inc./Dec. for 24-25	Budget+Prop. Inc./Dec.	Avail.+Prop. Inc./Dec.	25-26	26-27	27-28	28-29	Total Budgeted up to 2029
CA Construction Admin	45,460	42,123	3,337	0	45,460	3,337	0	0	0	0	45,460
CON Construction	568,249	592,516	-24,267	0	568,249	-24,267	0	0	0	0	568,249
CTGY-CIP Contingency - CIP	56,825	9,642	47,183	0	56,825	47,183	0	0	0	0	56,825
EDA Eng/Design/Admin	25,000	16,851	8,149	0	25,000	8,149	0	0	0	0	25,000
Expenditure Totals:	695,534	661,132	34,402	0	695,534	34,402	0	0	0	0	695,534

Fund Balance Required	Budget+Prop. Inc./Dec.	Available+Prop. Inc./Dec.
Measure L - Capital Projects-3300	0	-137,100



City of Modesto

Project #: 101271

CED - Briggsmore/Carpenter at SR-99 Interchange



City of Modesto: 2025-29 Capital Improvement Program

CED - Briggsmore/Carpenter at SR-99 Interchange

101271
Capital Un-sponsored

<i>Cost Center:</i> 14999	<i>Category:</i> Traffic Circulation	<i>Start Date:</i> 2020
<i>Hosting Fund:</i> Capital Grants - Streets CIP Projects-3160	<i>Type Class:</i> Major Street Improvements	<i>End Date:</i>
<i>Element Listing:</i> Comm Dev	<i>Area:</i> Within City	<i>Status:</i> Active
<i>Classification:</i> Improvements	<i>Manager:</i> Wells, Toby	<i>Const. Code:</i> Not Awarded

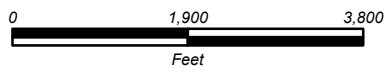
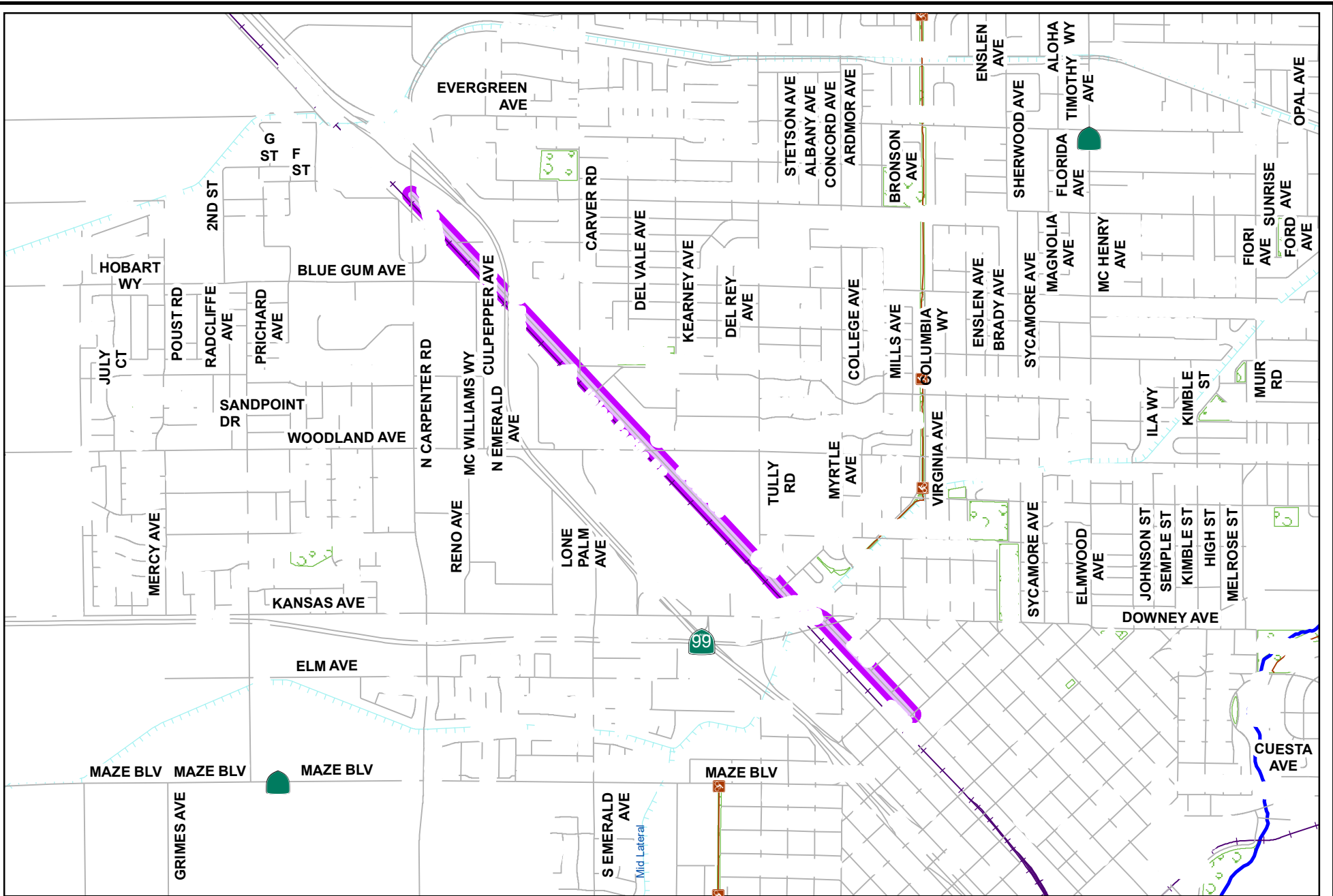
Proj Desc: This first phase of the project will provide funding for the Project Initiation Document (PID). Upon completion of the PID, the PA&ED Phase will begin. Work may include but is not limited to scoping the project, hiring a consultant to prepare the PID and complete the PA&ED phase of the project. This project be funded by Regional Measure L and Federal grants.

Proj Stat: City Council awarded consultant contract to AECOM in May 2023. PSR to be completed in early 2025

Revenues	Budget	Actuals+Commit	Available	Prop. Inc./Dec. for 24-25	Bud + Prop. Incr/Decr	Avail.+ Prop. Incr/Decr	25-26	26-27	27-28	28-29	Total Budgeted up to 2029
42110 Intergov - State - CA Department of Transportation	5,113,482	33,848	5,079,634	0	5,113,482	5,079,634	0	0	0	0	5,113,482
42455 Intergov - Local - StanCOG	2,549,000	0	2,549,000	0	2,549,000	2,549,000	0	0	0	0	2,549,000
Revenue Totals:	7,662,482	33,848	7,628,634	0	7,662,482	7,628,634	0	0	0	0	8,358,016

Expenditures	Budget	Actual+Commit	Available	Prop. Inc./Dec. for 24-25	Budget+Prop. Inc./Dec.	Avail.+Prop. Inc./Dec.	25-26	26-27	27-28	28-29	Total Budgeted up to 2029
Caltrans-PID Project Development	50,000	0	50,000	0	50,000	50,000	0	0	0	0	50,000
EDA Eng/Design/Admin	559,038	44,255	514,783	0	559,038	514,783	0	0	0	0	559,038
EDA-AECOM EDA-AECOM	7,018,011	95,621	6,922,390	0	7,018,011	6,922,390	0	0	0	0	7,018,011
PD Project Development	35,433	229	35,204	0	35,433	35,204	0	0	0	0	35,433
Expenditure Totals:	7,662,482	140,104	7,522,378	0	7,662,482	7,522,378	0	0	0	0	7,662,482

Fund Balance Required	Budget+Prop. Inc./Dec.	Available+Prop. Inc./Dec.
Capital Grants - Streets CIP Projects-3160	0	-106,257



City of Modesto

Project #: 101295

CED - 9th St Corridor Improvements AHSC Grant



City of Modesto: 2024-29 Capital Improvement Program

CED - 9th St Corridor Improvements AHSC Grant

101295
Capital Un-sponsored

<i>Cost Center:</i> 14999	<i>Category:</i> Traffic Circulation	<i>Start Date:</i> 2020
<i>Hosting Fund:</i> Capital Grants - CIP Projects-3140	<i>Type Class:</i> Major Street Improvements	<i>End Date:</i>
<i>Element Listing:</i> Comm Dev	<i>Area:</i> Within City	<i>Status:</i> Active
<i>Classification:</i> Improvements	<i>Manager:</i> Sacuskie, Michael Wayne	<i>Const. Code:</i> Not Awarded

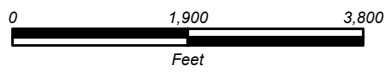
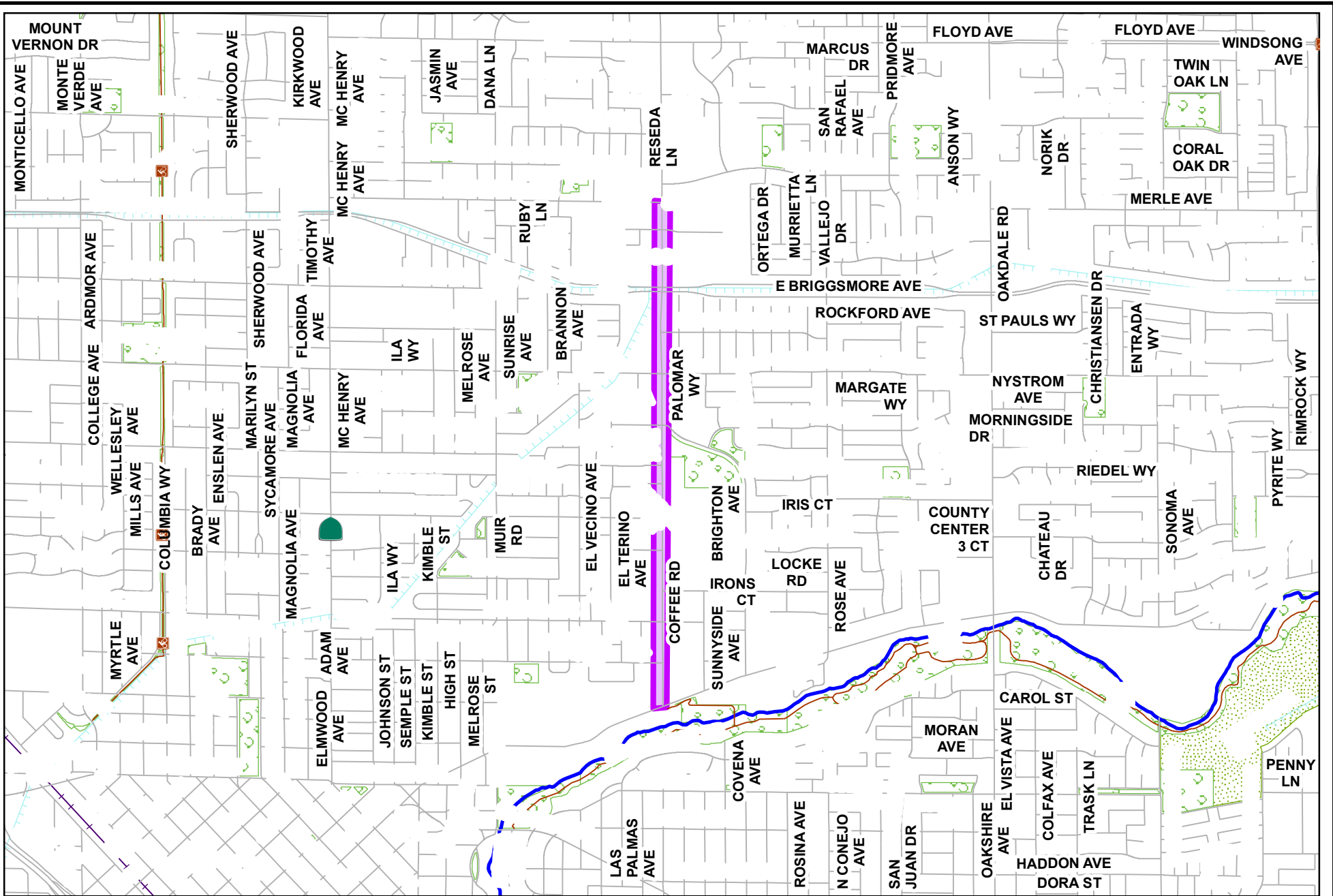
Proj Desc: Install 2.2 miles of Class 1 bike path from Carpenter Road overpass to L Street. Additional improvements include installation of a roundabout at the 9th St/Carver intersection and potentially at the 9th/Tully and 9th/Kansas.

Proj Stat: Project is in the design phase.

Revenues	Budget	Actuals+Commit	Available	Prop. Inc./Dec. for 24-25	Bud + Prop. Incr/Decr	Avail.+ Prop. Incr/Decr	25-26	26-27	27-28	28-29	Total Budgeted up to 2029
42148 Intergov - State - Transp Engineering and Design - AHSC (HCD)	6,000,000	0	6,000,000	0	6,000,000	6,000,000	0	0	0	0	6,000,000
61410 Transfer In from Fund 1410	4,806,833	0	4,806,833	0	4,806,833	4,806,833	0	0	0	0	4,806,833
Revenue Totals:	10,806,833	0	10,806,833	0	10,806,833	10,806,833	0	0	0	0	10,806,833

Expenditures	Budget	Actual+Commit	Available	Prop. Inc./Dec. for 24-25	Budget+Prop. Inc./Dec.	Avail.+Prop. Inc./Dec.	25-26	26-27	27-28	28-29	Total Budgeted up to 2029
CA Construction Admin	250,000	2,048	247,952	0	250,000	247,952	0	0	0	0	250,000
CON Construction	4,920,000	0	4,920,000	0	4,920,000	4,920,000	0	0	0	0	4,920,000
CON-ML-BP Construction ML-BP	850,057	0	850,057		850,057	850,057	0	0	0	0	850,057
CON-ML-LSR Construction ML-LSR	3,956,776	0	3,956,776		3,956,776	3,956,776	0	0	0	0	3,956,776
CON-Platform CON-Platform	350,000	0	350,000	0	350,000	350,000	0	0	0	0	350,000
CTGY-CIP Contingency - CIP	150,000	0	150,000	0	150,000	150,000	0	0	0	0	150,000
EAH-Bus Passes EAH-Bus Passes	0	0	0	0	0	0	0	0	0	0	0
EDA Eng/Design/Admin	330,000	306,979	23,021	0	330,000	23,021	0	0	0	0	330,000
Expenditure Totals:	10,806,833	309,028	10,497,805	0	10,806,833	10,497,805	0	0	0	0	10,806,833

Fund Balance Required	Budget+Prop. Inc./Dec.	Available+Prop. Inc./Dec.
Capital Grants - CIP Projects-3140	0	-309,028



City of Modesto

Project #: 101314

CED - Coffee Rd. Pavement Rehabilitation Phase II (Scenic Drive to Nowegian Avenue)



City of Modesto: 2025-29 Capital Improvement Program

**CED - Coffee Rd. Pavement Rehabilitaion Phase II (Scenic Drive to Nowegian Avenue)
(Capital/Non-Capital Mix)**

101314

Capital Un-sponsored

<i>Cost Center:</i> 14999	<i>Category:</i> Traffic Circulation	<i>Start Date:</i> 2021
<i>Hosting Fund:</i> Measure L - Capital Projects-3300	<i>Type Class:</i> Other Street Projects	<i>End Date:</i>
<i>Element Listing:</i> Comm Svcs & Fac	<i>Area:</i> Within City	<i>Status:</i> New
<i>Classification:</i> Improvements	<i>Manager:</i> Soares, Phillip A	<i>Const. Code:</i> New or Future

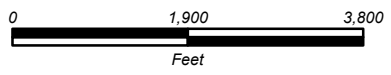
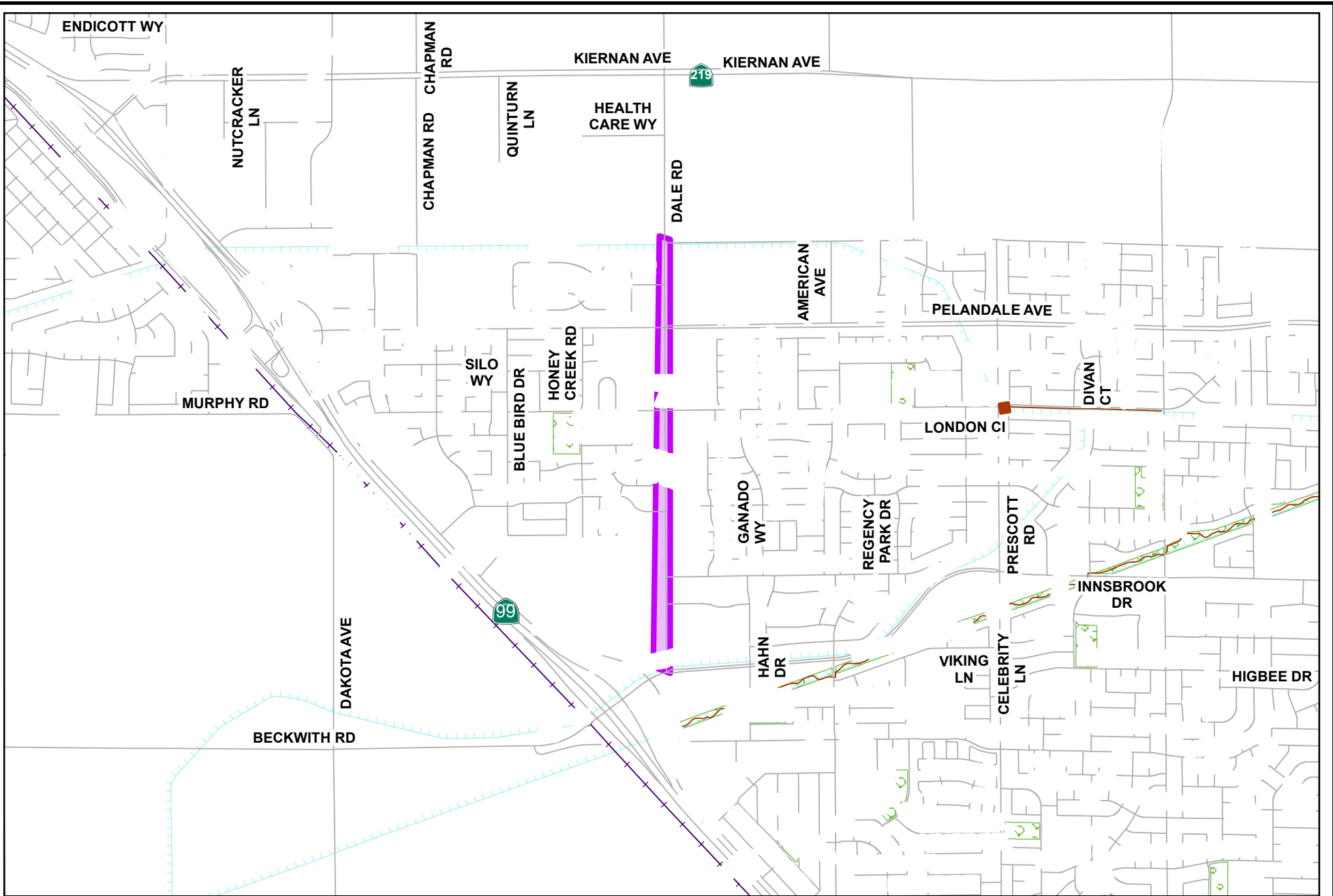
Proj Desc: This project is for pavement rehabilitation on Coffee Road from Scenic Drive to Nowegian Avenue, approximately 1.5 centerline miles or 616,000 square feet of pavement. Anticipated improvements include roadway resurfacing and/or reconstruction, new signage and striping, ADA upgrades and improvements neat Thomas Downey High School, and storm drainage system improvements.

Proj Stat: In design

Revenues	Budget	Actuals+Commit	Available	Prop. Inc./Dec. for 24-25	Bud + Prop. Incr/Decr	Avail.+ Prop. Incr/Decr	25-26	26-27	27-28	28-29	Total Budgeted up to 2029
61410 Transfer In from Fund 1410	2,748,500	68,370	2,680,130	0	2,748,500	2,680,130	0	0	0	0	2,748,500
Revenue Totals:	2,748,500	68,370	2,680,130	0	2,748,500	2,680,130	0	0	0	0	2,748,500

Expenditures	Budget	Actual+Commit	Available	Prop. Inc./Dec. for 24-25	Budget+Prop. Inc./Dec.	Avail.+Prop. Inc./Dec.	25-26	26-27	27-28	28-29	Total Budgeted up to 2029
CA Construction Admin	286,800	0	286,800	0	286,800	286,800	0	0	0	0	286,800
CON Construction	1,912,000	0	1,912,000	0	1,912,000	1,912,000	0	0	0	0	1,912,000
CTGY-CIP Contingency - CIP	191,200	0	191,200	0	191,200	191,200	0	0	0	0	191,200
EDA Eng/Design/Admin	358,500	69,474	289,026	0	358,500	289,026	0	0	0	0	358,500
Expenditure Totals:	2,748,500	69,474	2,679,026	0	2,748,500	2,679,026	0	0	0	0	2,748,500

Fund Balance Required	Budget+Prop. Inc./Dec.	Available+Prop. Inc./Dec.
Measure L - Capital Projects-3300	0	-1,104



City of Modesto

Project #: 101315

CED - Dale Road Pavement Rehabilitation (Standford to Bangs)



City of Modesto: 2025-29 Capital Improvement Program

CED - Dale Road Pavement Rehabilitation (Standiford to Bangs) (Capital/Non-Capital Mix)

101315

Capital Un-sponsored

<i>Cost Center:</i> 14999	<i>Category:</i> Traffic Circulation	<i>Start Date:</i> 2021
<i>Hosting Fund:</i> Measure L - Capital Projects-3300	<i>Type Class:</i> Other Street Projects	<i>End Date:</i>
<i>Element Listing:</i> Comm Svcs & Fac	<i>Area:</i> Within City	<i>Status:</i> New
<i>Classification:</i> Improvements	<i>Manager:</i> Soares, Phillip A	<i>Const. Code:</i> New or Future

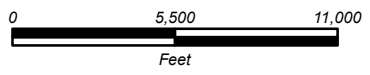
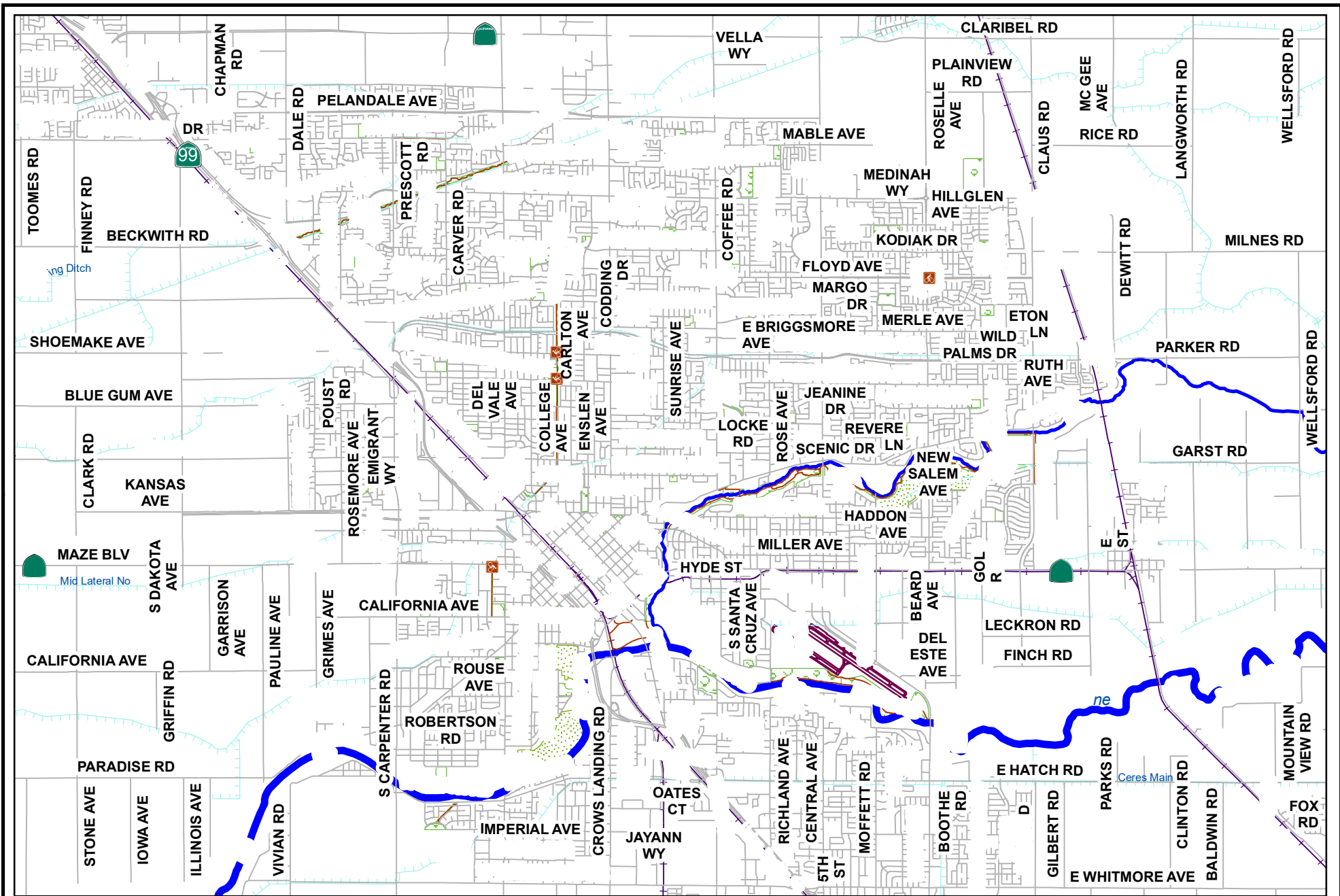
Proj Desc: This project is for pavement rehabilitation on Dale Road from Standiford Avenue to Bangs Avenue, approximately 1.3 centerline miles or 450,000 square feet of pavement. Anticipated project improvements include roadway resurfacing and/or reconstruction, new signage and striping, ADA upgrades, and storm drainage system improvements.

Proj Stat: In design.

Revenues	Budget	Actuals+Commit	Available	Prop. Inc./Dec. for 24-25	Bud + Prop. Incr/Decr	Avail.+ Prop. Incr/Decr	25-26	26-27	27-28	28-29	Total Budgeted up to 2029
61410 Transfer In from Fund 1410	2,185,000	26,816	2,158,184	0	2,185,000	2,158,184	0	0	0	0	2,185,000
Revenue Totals:	2,185,000	26,816	2,158,184	0	2,185,000	2,158,184	0	0	0	0	2,185,000

Expenditures	Budget	Actual+Commit	Available	Prop. Inc./Dec. for 24-25	Budget+Prop. Inc./Dec.	Avail.+Prop. Inc./Dec.	25-26	26-27	27-28	28-29	Total Budgeted up to 2029
CA Construction Admin	285,000	0	285,000	0	285,000	285,000	0	0	0	0	285,000
CON Construction	1,469,000	0	1,469,000	0	1,469,000	1,469,000	0	0	0	0	1,469,000
CTGY-CIP Contingency - CIP	146,000	0	146,000	0	146,000	146,000	0	0	0	0	146,000
EDA Eng/Design/Admin	285,000	26,816	258,184	0	285,000	258,184	0	0	0	0	285,000
Expenditure Totals:	2,185,000	26,816	2,158,184	0	2,185,000	2,158,184	0	0	0	0	2,185,000

Fund Balance Required	Budget+Prop. Inc./Dec.	Available+Prop. Inc./Dec.
Measure L - Capital Projects-3300	0	0



City of Modesto

Project #: 101317

PW - Carpenter/Maze/Prescott Fiber Drop



City of Modesto: 2025-29 Capital Improvement Program

PW - Carpenter/Maze/Prescott Fiber Drop-PW - Fiber Drop Downtown (G & H)-FHWA-CalTrans-CML-5059(262)-2023-20.205 HWY Planning and Con

101317

Capital Un-sponsored

<i>Cost Center:</i> 59999	<i>Category:</i> Traffic Circulation	<i>Start Date:</i> 2021
<i>Hosting Fund:</i> Capital Grants - Streets CIP Projects-3160	<i>Type Class:</i> Traffic Signal Coordination	<i>End Date:</i>
<i>Element Listing:</i> Comm Dev	<i>Area:</i> Within City	<i>Status:</i> New
<i>Classification:</i> Improvements	<i>Manager:</i> Murphy, Mark G	<i>Const. Code:</i> New or Future

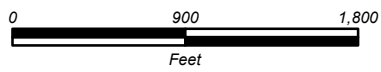
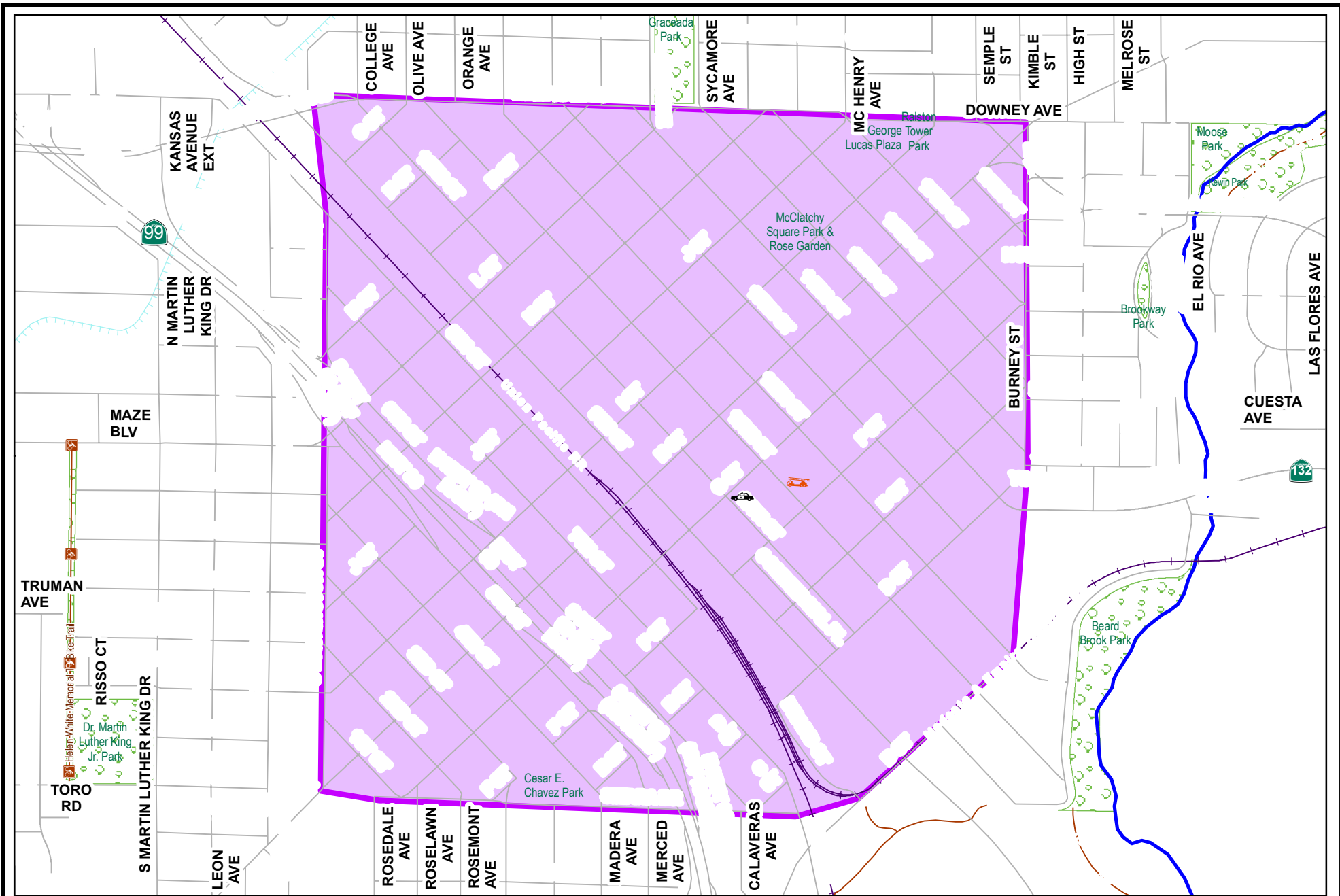
Proj Desc: This project is for the installation of fiber optic cable and network switches along Carpenter Road, Prescott Road, and Maze Boulevard to connect traffic signals. New fiber optic cable is increasing the capacity of the amount of data we can transmit and increasing speed of communication.

Proj Stat: In Design 75%

Revenues	Budget	Actuals+Commit	Available	Prop. Inc./Dec. for 24-25	Bud + Prop. Incr/Decr	Avail.+ Prop. Incr/Decr	25-26	26-27	27-28	28-29	Total Budgeted up to 2029
42110 Intergov - State - CA Department of Transportation	1,200,000	0	1,200,000	0	1,200,000	1,200,000	0	0	0	0	1,200,000
61410 Transfer In from Fund 1410	70,000	26,347	43,653	0	70,000	43,653	0	0	0	0	70,000
Revenue Totals:	1,270,000	26,347	1,243,653	0	1,270,000	1,243,653	0	0	0	0	3,455,000

Expenditures	Budget	Actual+Commit	Available	Prop. Inc./Dec. for 24-25	Budget+Prop. Inc./Dec.	Avail.+Prop. Inc./Dec.	25-26	26-27	27-28	28-29	Total Budgeted up to 2029
CA Construction Admin	156,521	0	156,521	0	156,521	156,521	0	0	0	0	156,521
CON Construction	948,617	0	948,617	0	948,617	948,617	0	0	0	0	948,617
CTGY-CIP Contingency - CIP	94,862	0	94,862	0	94,862	94,862	0	0	0	0	94,862
EA Equip Acquisition	0	464	-464	0	0	-464	0	0	0	0	0
EDA Eng/Design/Admin	40,000	26,400	13,600	0	40,000	13,600	0	0	0	0	40,000
UR Utility Relocation	30,000	15,640	14,360	0	30,000	14,360	0	0	0	0	30,000
Expenditure Totals:	1,270,000	42,504	1,227,496	0	1,270,000	1,227,496	0	0	0	0	1,270,000

Fund Balance Required	Budget+Prop. Inc./Dec.	Available+Prop. Inc./Dec.
Capital Grants - Streets CIP Projects-3160	0	-16,157



City of Modesto

Project #: 101318

PW - Fiber Drop Downtown (G & H)



City of Modesto: 2025-29 Capital Improvement Program

**PW - Fiber Drop Downtown (G & H)-FHWA-CalTrans-CML-5059(261)-2023-20.205 HWY
Planning and Con**

101318

Capital Un-sponsored

<i>Cost Center:</i> 59999	<i>Category:</i> Traffic Circulation	<i>Start Date:</i> 2021
<i>Hosting Fund:</i> Capital Grants - Streets CIP Projects-3160	<i>Type Class:</i> Traffic Signal Coordination	<i>End Date:</i>
<i>Element Listing:</i> Comm Dev	<i>Area:</i> Within City	<i>Status:</i> Active
<i>Classification:</i> Improvements	<i>Manager:</i> Murphy, Mark G	<i>Const. Code:</i> New or Future

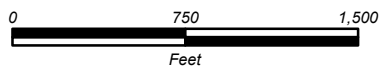
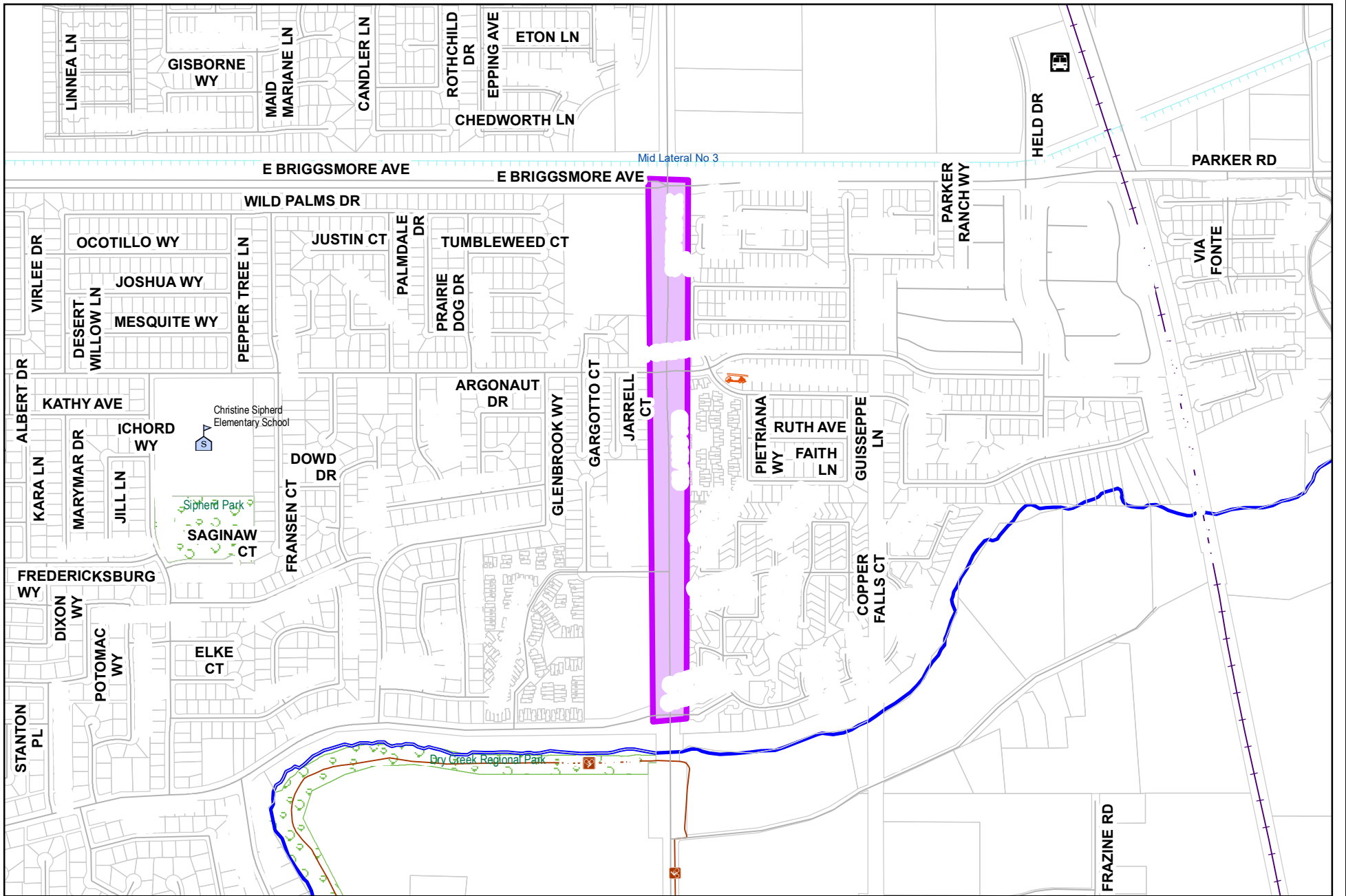
Proj Desc: This project is for the installation of fiber optic cable and network switches in the downtown central business district along G and H street to connect traffic signals. New fiber optic cable is increasing the capacity of the amount of data we can transmit and increasing speed of communication.

Proj Stat: Project going to bid.

Revenues	Budget	Actuals+Commit	Available	Prop. Inc./Dec. for 24-25	Bud + Prop. Incr/Decr	Avail.+ Prop. Incr/Decr	25-26	26-27	27-28	28-29	Total Budgeted up to 2029
42110 Intergov - State - CA Department of Transportation	941,404	0	941,404	0	941,404	941,404	0	0	0	0	941,404
61410 Transfer In from Fund 1410	30,000	22,355	7,645	0	30,000	7,645	0	0	0	0	30,000
Revenue Totals:	971,404	22,355	949,049	0	971,404	949,049	0	0	0	0	971,404

Expenditures	Budget	Actual+Commit	Available	Prop. Inc./Dec. for 24-25	Budget+Prop. Inc./Dec.	Avail.+Prop. Inc./Dec.	25-26	26-27	27-28	28-29	Total Budgeted up to 2029
CA Construction Admin	93,578	35	93,543	0	93,578	93,543	0	0	0	0	93,578
CON Construction	770,751	0	770,751	0	770,751	770,751	0	0	0	0	770,751
CTGY-CIP Contingency - CIP	77,075	0	77,075	0	77,075	77,075	0	0	0	0	77,075
EDA Eng/Design/Admin	30,000	23,630	6,370	0	30,000	6,370	0	0	0	0	30,000
Expenditure Totals:	971,404	23,665	947,739	0	971,404	947,739	0	0	0	0	971,404

Fund Balance Required	Budget+Prop. Inc./Dec.	Available+Prop. Inc./Dec.
Capital Grants - Streets CIP Projects-3160	0	-1,310



City of Modesto

Project #: 101322
 PW - Claus Road Signal Coord



City of Modesto: 2025-29 Capital Improvement Program

PW - Claus Road Signal Coordination CMAQ

101322

Capital Un-sponsored

<i>Cost Center:</i> 59999	<i>Category:</i> Traffic Circulation	<i>Start Date:</i> 2021
<i>Hosting Fund:</i> Capital Grants - Streets CIP Projects-3160	<i>Type Class:</i> Traffic Signal Coordination	<i>End Date:</i>
<i>Element Listing:</i> Comm Dev	<i>Area:</i> Within City	<i>Status:</i> New
<i>Classification:</i> Improvements	<i>Manager:</i> Murphy, Mark G	<i>Const. Code:</i> New or Future

Proj Desc: This project is for the installation of new software and hardware upgrades along Claus Road to coordinate signals at Briggsmore, Orangeburg, Scenic, and Creekside to reduce vehicle delay.

Proj Stat: Project under construction

Revenues	Budget	Actuals+Commit	Available	Prop. Inc./Dec. for 24-25	Bud + Prop. Incr/Decr	Avail.+ Prop. Incr/Decr	25-26	26-27	27-28	28-29	Total Budgeted up to 2029
42110 Intergov - State - CA Department of Transportation	236,250	33,974	202,276	0	236,250	202,276	0	0	0	0	236,250
61410 Transfer In from Fund 1410	301,873	21,622	280,251	0	301,873	280,251	0	0	0	0	301,873
Revenue Totals:	538,123	55,596	482,527	0	538,123	482,527	0	0	0	0	538,123

Expenditures	Budget	Actual+Commit	Available	Prop. Inc./Dec. for 24-25	Budget+Prop. Inc./Dec.	Avail.+Prop. Inc./Dec.	25-26	26-27	27-28	28-29	Total Budgeted up to 2029
CA Construction Admin	56,563	7,133	49,431	0	56,563	49,431	0	0	0	0	56,563
CON Construction	372,350	372,350	0	0	372,350	0	0	0	0	0	372,350
CTGY-CIP Contingency - CIP	34,209	0	34,209	0	34,209	34,209	0	0	0	0	34,209
EDA Eng/Design/Admin	75,000	68,441	6,559	0	75,000	6,559	0	0	0	0	75,000
Expenditure Totals:	538,122	447,923	90,199	0	538,122	90,199	0	0	0	0	538,122

Fund Balance Required	Budget+Prop. Inc./Dec.	Available+Prop. Inc./Dec.
Capital Grants - Streets CIP Projects-3160	-1	-392,328

City of Modesto: 2025-29 Capital Improvement Program

PW - Scenic Dr Signal Coordination

101323

Capital Un-sponsored

<i>Cost Center:</i> 59999	<i>Category:</i> Traffic Circulation	<i>Start Date:</i> 2021
<i>Hosting Fund:</i> Capital Grants - Streets CIP Projects-3160	<i>Type Class:</i> Traffic Signal Coordination	<i>End Date:</i>
<i>Element Listing:</i> Comm Dev	<i>Area:</i> Within City	<i>Status:</i> New
<i>Classification:</i> Improvements	<i>Manager:</i> Murphy, Mark G	<i>Const. Code:</i> New or Future

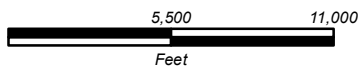
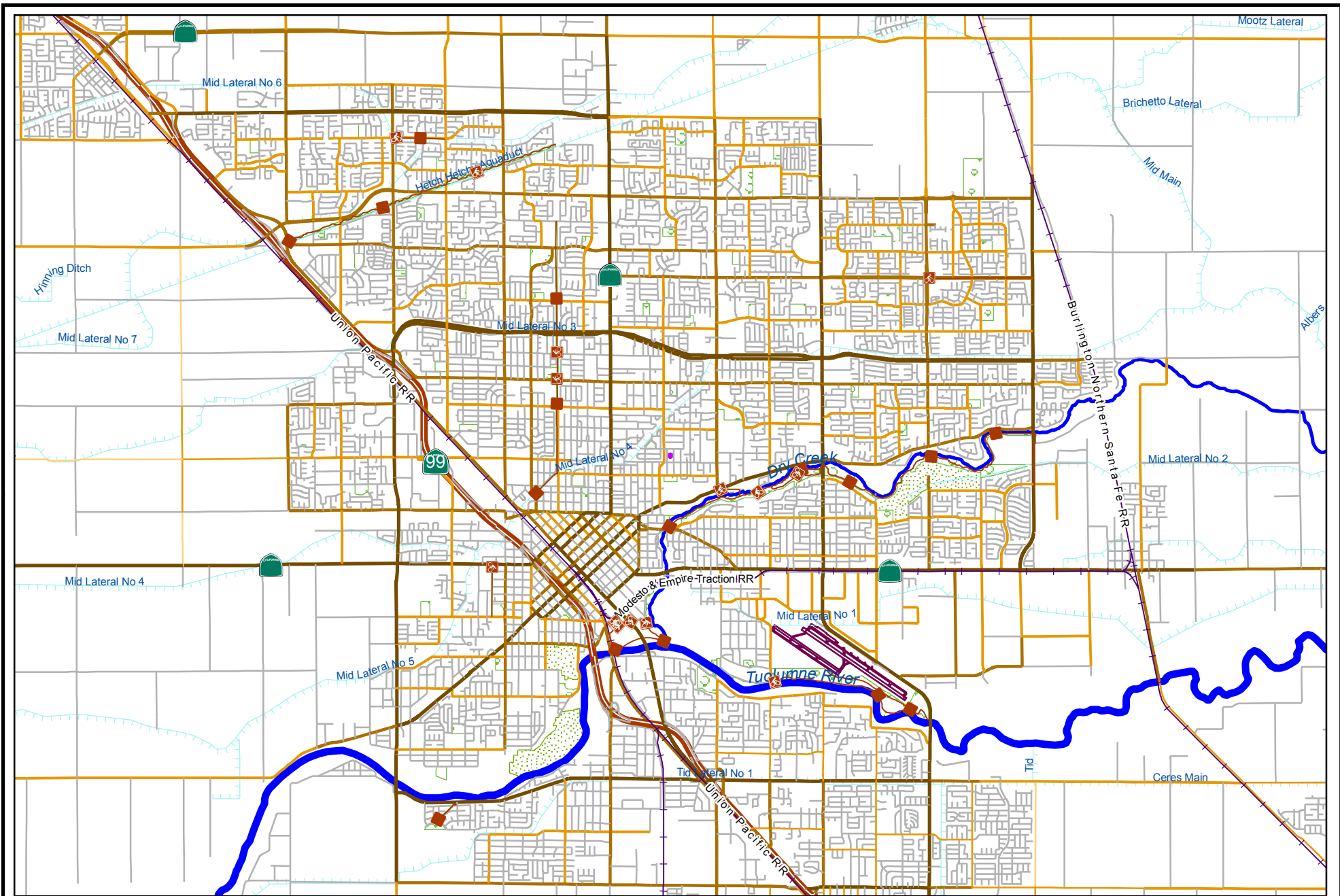
Proj Desc: This project is for the installation of new software and hardware upgrades along Scenic Drive to coordinate signals at Bodem, Rose, Coffee, and Oakdale to reduce vehicle delay.

Proj Stat: Project under construction

Revenues	Budget	Actuals+Commit	Available	Prop. Inc./Dec. for 24-25	Bud + Prop. Incr/Decr	Avail.+ Prop. Incr/Decr	25-26	26-27	27-28	28-29	Total Budgeted up to 2029
42110 Intergov - State - CA Department of Transportation	315,000	34,993	280,007	0	315,000	280,007	0	0	0	0	315,000
61410 Transfer In from Fund 1410	331,877	20,798	311,079	0	331,877	311,079	0	0	0	0	331,877
Revenue Totals:	646,877	55,791	591,086	0	646,877	591,086	0	0	0	0	646,877

Expenditures	Budget	Actual+Commit	Available	Prop. Inc./Dec. for 24-25	Budget+Prop. Inc./Dec.	Avail.+Prop. Inc./Dec.	25-26	26-27	27-28	28-29	Total Budgeted up to 2029
CA Construction Admin	75,416	3,079	72,337	0	75,416	72,337	0	0	0	0	75,416
CON Construction	425,850	425,850	0	0	425,850	0	0	0	0	0	425,850
CTGY-CIP Contingency - CIP	45,611	0	45,611	0	45,611	45,611	0	0	0	0	45,611
EDA Eng/Design/Admin	100,000	59,970	40,030	0	100,000	40,030	0	0	0	0	100,000
Expenditure Totals:	646,877	488,899	157,978	0	646,877	157,978	0	0	0	0	646,877

Fund Balance Required	Budget+Prop. Inc./Dec.	Available+Prop. Inc./Dec.
Capital Grants - Streets CIP Projects-3160	0	-433,109



City of Modesto

Project #: 101333

PW - Install RRFB at 10 Locations



City of Modesto: 2025-29 Capital Improvement Program

PW - Installation of Rectangular Rapid Flashing Beacons (RRFB) at 10 Locations-FHWA-CalTrans-HSIPSL-5050(251)-2021-20.205 HWY Planning and Con

101333

Capital Un-sponsored

Cost Center: 59999	Category: Traffic Circulation	Start Date: 2021
Hosting Fund: Capital Grants - Streets CIP Projects-3160	Type Class: Traffic Control Devices	End Date:
Element Listing: Comm Dev	Area: Within City	Status: Active
Classification: Improvements	Manager: Murphy, Mark G	Const. Code: New or Future

Proj Desc: Install RRFB at the following locations:

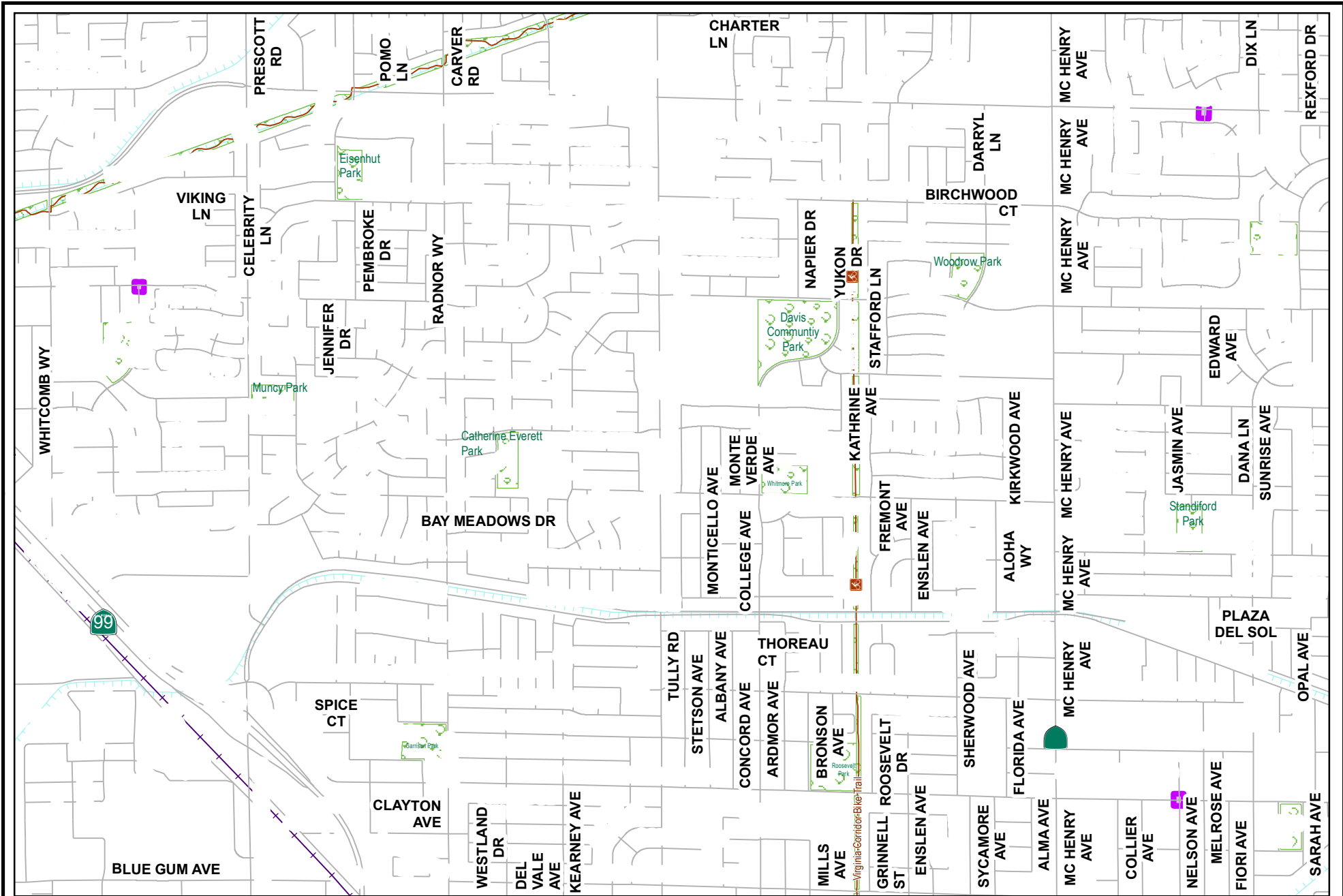
1. 16th at I St
2. 15th at H St
3. Granger at Florida
4. Morris at Auburn
5. Tully at Leonard
6. Lincoln at Poppypatch
7. Lincoln at Penny
8. Tully at MJC
9. Carpenter at CA
10. Stoddard at MJC

Proj Stat: In design, 90% complete

Revenues	Budget	Actuals+Commit	Available	Prop. Inc./Dec. for 24-25	Bud + Prop. Incr/Decr	Avail.+ Prop. Incr/Decr	25-26	26-27	27-28	28-29	Total Budgeted up to 2029
42110 Intergov - State - CA Department of Transportation	135,000	56,891	78,109	0	135,000	78,109	0	0	0	0	135,000
61410 Transfer In from Fund 1410	0	0	0	0	0	0	0	0	0	0	0
Revenue Totals:	135,000	56,891	78,109	0	135,000	78,109	0	0	0	0	135,000

Expenditures	Budget	Actual+Commit	Available	Prop. Inc./Dec. for 24-25	Budget+Prop. Inc./Dec.	Avail.+Prop. Inc./Dec.	25-26	26-27	27-28	28-29	Total Budgeted up to 2029
EDA Eng/Design/Admin	135,000	67,165	67,835	0	135,000	67,835	0	0	0	0	135,000
Expenditure Totals:	135,000	67,165	67,835	0	135,000	67,835	0	0	0	0	135,000

Fund Balance Required	Budget+Prop. Inc./Dec.	Available+Prop. Inc./Dec.
Capital Grants - Streets CIP Projects-3160	0	-10,274



City of Modesto

Project #: 101361

PW - Install RRFB at 3 Locations-FHWA-CalTrans-HSIPSL-5059(252)-2021-20.205 HWY Planning and Con



City of Modesto: 2025-29 Capital Improvement Program

**PW - Install RRFB at 3 Locations-FHWA-CalTrans-HSIPSL-5059(252)-2021-20.205 HWY
Planning and Con**

101361

Capital Un-sponsored

<i>Cost Center:</i> 59999	<i>Category:</i> Traffic Circulation	<i>Start Date:</i> 2021
<i>Hosting Fund:</i> Capital Grants - Streets CIP Projects-3160	<i>Type Class:</i> Traffic Control Devices	<i>End Date:</i> 2024
<i>Element Listing:</i> Comm Dev	<i>Area:</i> Within City	<i>Status:</i> Active
<i>Classification:</i> Improvements	<i>Manager:</i> Murphy, Mark G	<i>Const. Code:</i> New or Future

Proj Desc: Install RRFB at School Crossings:

- 1. Rumble Rd and Park Place
- 2. Sylvan Ave and Northampton Lane

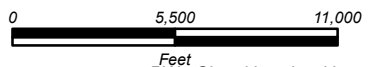
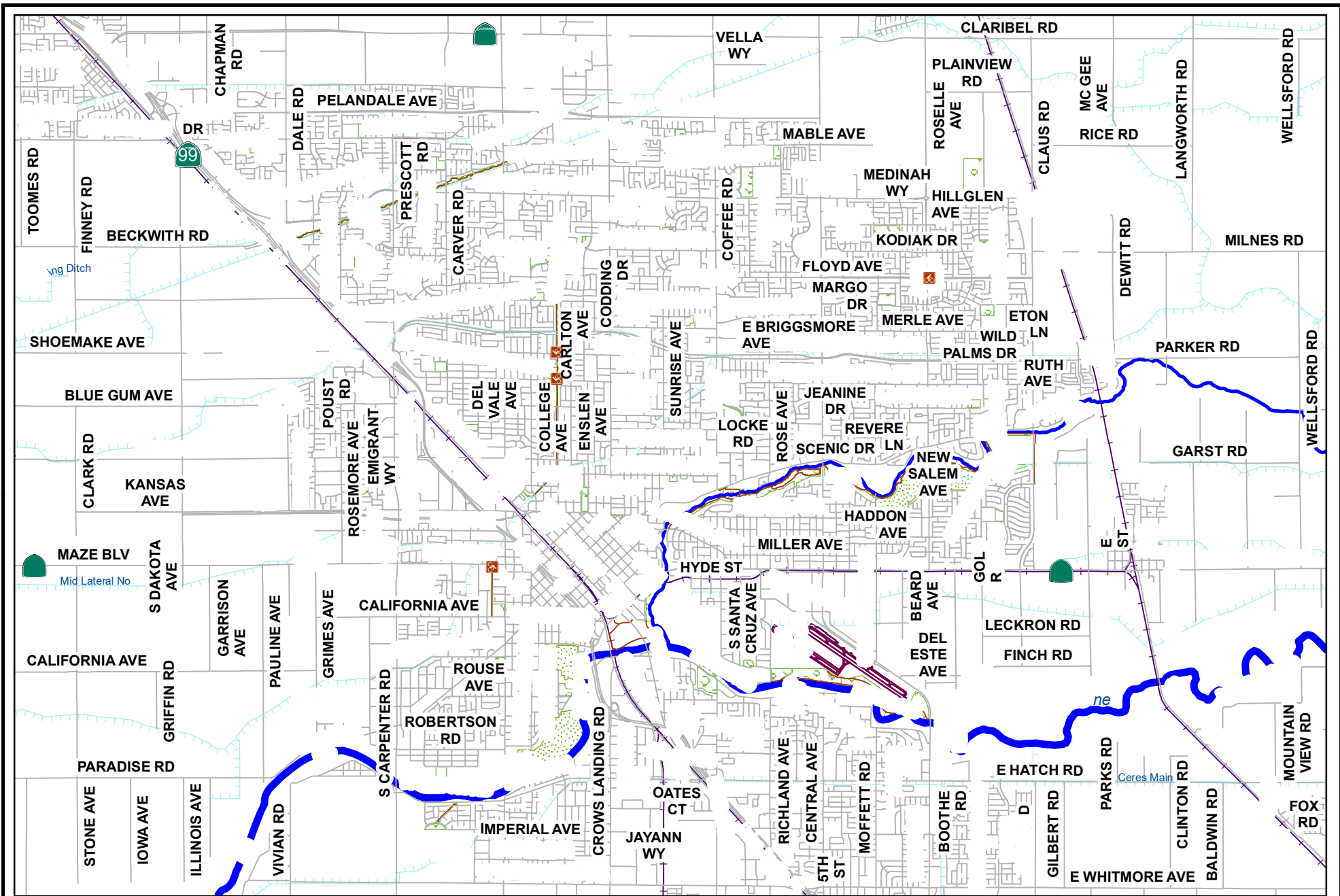
Install LED flashing stop signs at 4 locations

Proj Stat: Project complete, working on closeout

Revenues	Budget	Actuals+Commit	Available	Prop. Inc./Dec. for 24-25	Bud + Prop. Incr/Decr	Avail.+ Prop. Incr/Decr	25-26	26-27	27-28	28-29	Total Budgeted up to 2029
42110 Intergov - State - CA Department of Transportation	34,000	11,156	22,844	0	34,000	22,844	0	0	0	0	34,000
Revenue Totals:	34,000	11,156	22,844	0	34,000	22,844	0	0	0	0	34,000

Expenditures	Budget	Actual+Commit	Available	Prop. Inc./Dec. for 24-25	Budget+Prop. Inc./Dec.	Avail.+Prop. Inc./Dec.	25-26	26-27	27-28	28-29	Total Budgeted up to 2029
EDA Eng/Design/Admin	34,000	15,639	18,361	0	34,000	18,361	0	0	0	0	34,000
Expenditure Totals:	34,000	15,639	18,361	0	34,000	18,361	0	0	0	0	34,000

Fund Balance Required	Budget+Prop. Inc./Dec.	Available+Prop. Inc./Dec.
Capital Grants - Streets CIP Projects-3160	0	-4,483



City of Modesto

Project #: 101362

PW - Signal heads with retro-reflective back plates, ATC cabinets and advance limit lines-FHWA-CalTrans-HSIPSL-5059(253)-2021-20.205 HWY Planning and Con



City of Modesto: 2025-29 Capital Improvement Program

PW - Signal heads with retro-reflective back plates, ATC cabinets and advance limit lines-FHWA-CalTrans-HSIPSL-5059(253)-2021-20.205 HWY Planning and Con

101362

Capital Un-sponsored

<i>Cost Center:</i> 59999	<i>Category:</i> Traffic Circulation	<i>Start Date:</i> 2021
<i>Hosting Fund:</i> Capital Grants - Streets CIP Projects-3160	<i>Type Class:</i> Traffic Control Devices	<i>End Date:</i>
<i>Element Listing:</i> Comm Dev	<i>Area:</i> Within City	<i>Status:</i> Active
<i>Classification:</i> Improvements	<i>Manager:</i> Murphy, Mark G	<i>Const. Code:</i> New or Future

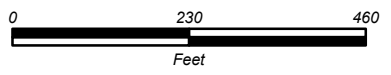
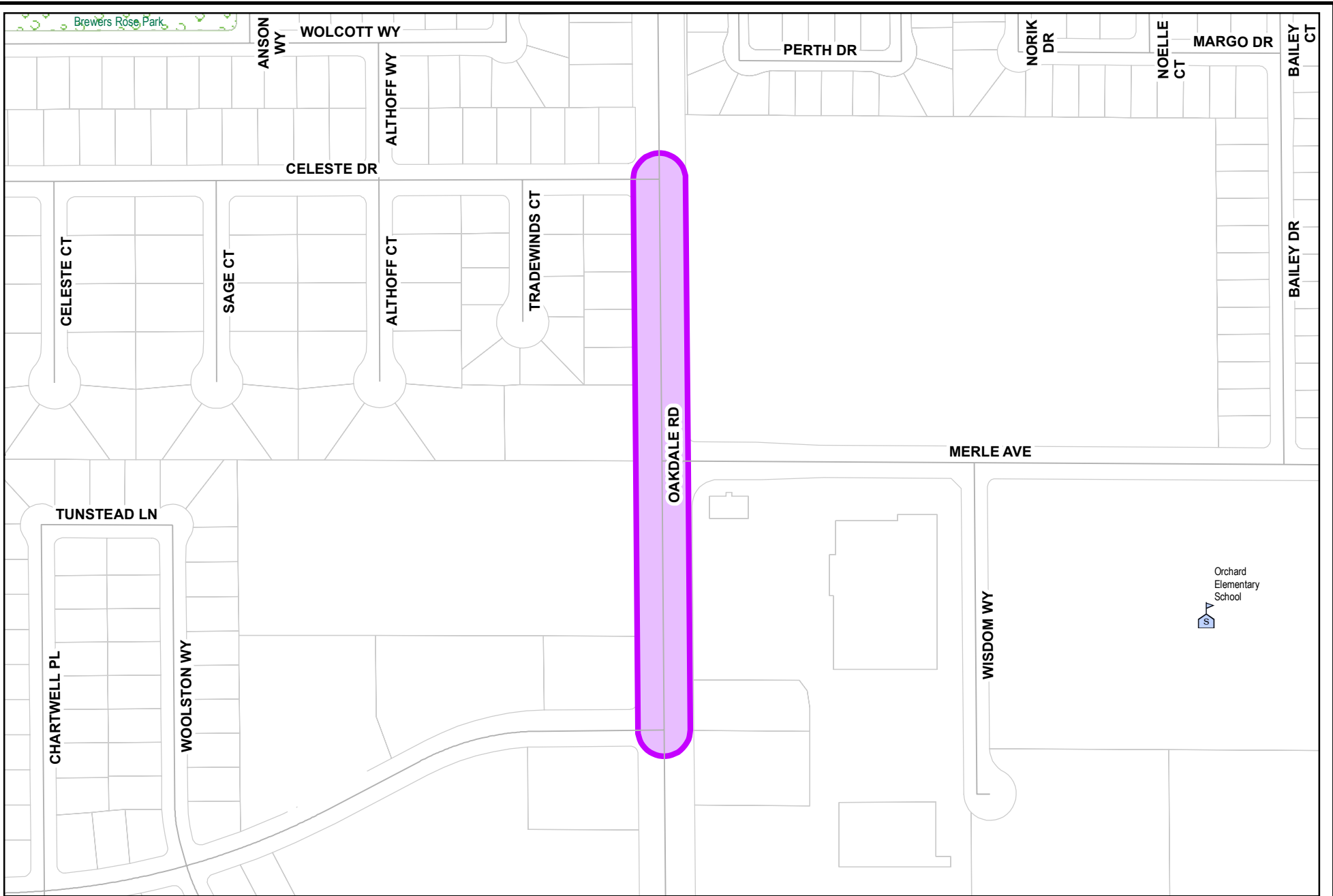
Proj Desc: Signal heads with retro-reflective back plates, ATC cabinets and advance limit lines

Proj Stat: In design, 50% complete

Revenues	Budget	Actuals+Commit	Available	Prop. Inc./Dec. for 24-25	Bud + Prop. Inc./Decr	Avail.+ Prop. Incr/Decr	25-26	26-27	27-28	28-29	Total Budgeted up to 2029
42110 Intergov - State - CA Department of Transportation	300,000	127,912	172,088	0	300,000	172,088	0	0	0	0	300,000
Revenue Totals:	300,000	127,912	172,088	0	300,000	172,088	0	0	0	0	300,000

Expenditures	Budget	Actual+Commit	Available	Prop. Inc./Dec. for 24-25	Budget+Prop. Inc./Dec.	Avail.+Prop. Inc./Dec.	25-26	26-27	27-28	28-29	Total Budgeted up to 2029
EDA Eng/Design/Admin	300,000	141,401	158,599	0	300,000	158,599	0	0	0	0	300,000
Expenditure Totals:	300,000	141,401	158,599	0	300,000	158,599	0	0	0	0	300,000

Fund Balance Required	Budget+Prop. Inc./Dec.	Available+Prop. Inc./Dec.
Capital Grants - Streets CIP Projects-3160	0	-13,489



City of Modesto
Project #: 101383
Oakdale Road Improvements



City of Modesto: 2025-29 Capital Improvement Program

**CED-Oakdale Road Improvements-FHWA-CalTrans-HSIPSL 5059 (255)-2021-20.205 HWY
Planning and Con**

101383

Capital Un-sponsored

<i>Cost Center:</i> 14999	<i>Category:</i> Traffic Circulation	<i>Start Date:</i> 2022
<i>Hosting Fund:</i> Capital Grants - Streets CIP Projects-3160	<i>Type Class:</i> Intersection Upgrade	<i>End Date:</i> 2025
<i>Element Listing:</i> Comm Dev	<i>Area:</i> Within City	<i>Status:</i> Active
<i>Classification:</i> Improvements	<i>Manager:</i> Sandhu, Sandeep K	<i>Const. Code:</i> New or Future

Proj Desc: The scope of the project will consider the installation of the following: pedestrian hybrid beacon, leading pedestrian intervals at signals, blank-out no right turn signals/signage, directional median, high visibility crosswalks, median refuge islands, and some Americans with Disabilities Act (ADA) improvements.

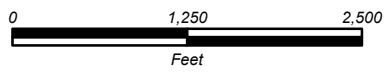
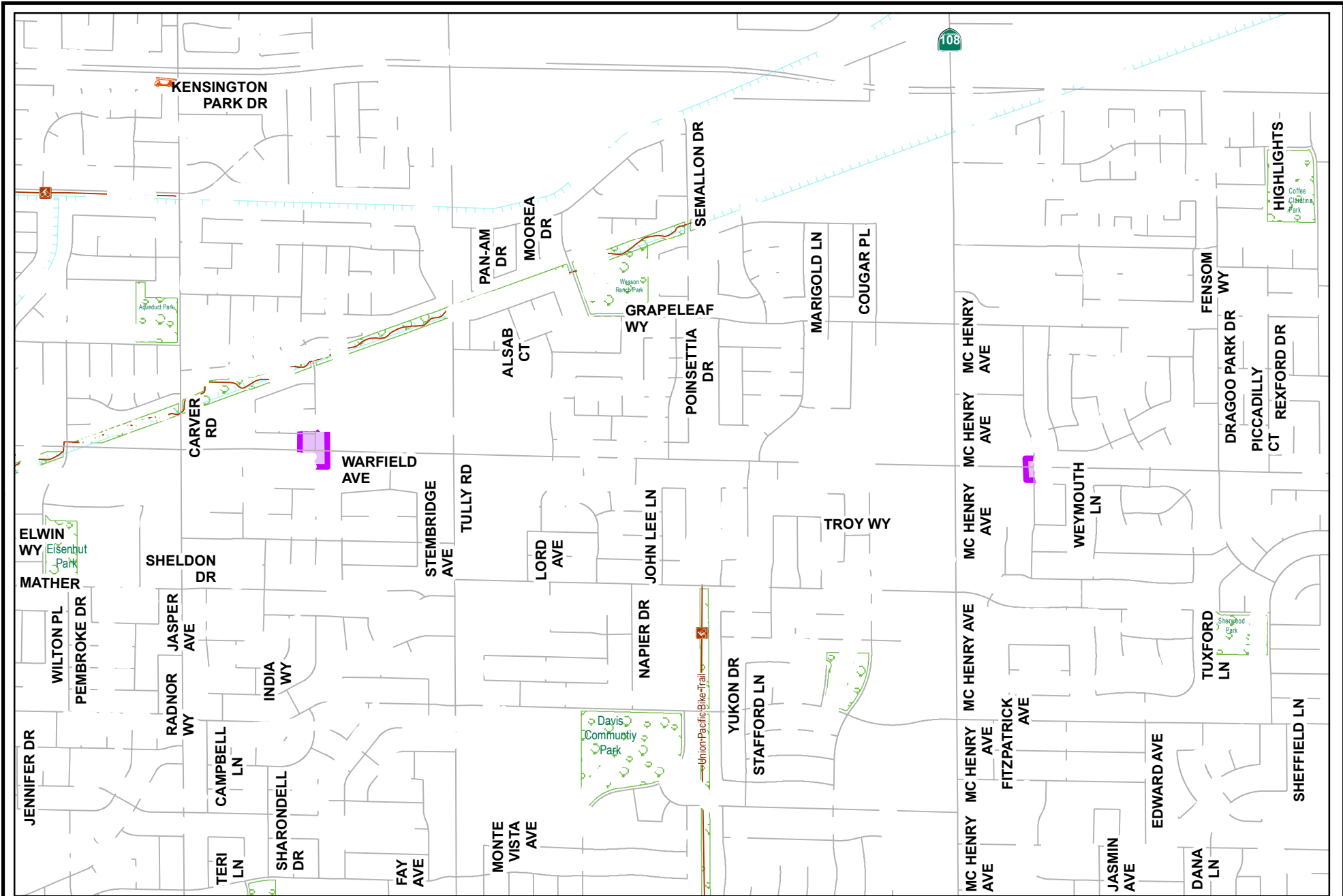
Project location is Oakdale Road from Lancey Drive to Celeste Drive.

Proj Stat: Project is in design.

Revenues	Budget	Actuals+Commit	Available	Prop. Inc./Dec. for 24-25	Bud + Prop. Inc./Dec.	Avail.+ Prop. Inc./Dec.	25-26	26-27	27-28	28-29	Total Budgeted up to 2029
42110 Intergov - State - CA Department of Transportation	147,510	53,076	94,434	0	147,510	94,434	0	0	0	0	147,510
61410 Transfer In from Fund 1410	116,390	5,897	110,493	0	116,390	110,493	0	0	0	0	116,390
61510 Transfer In from Fund 1510	119,137	0	119,137	0	119,137	119,137	0	0	0	0	119,137
Revenue Totals:	383,037	58,974	324,063	0	383,037	324,063	0	0	0	0	683,037

Expenditures	Budget	Actual+Commit	Available	Prop. Inc./Dec. for 24-25	Budget+Prop. Inc./Dec.	Avail.+Prop. Inc./Dec.	25-26	26-27	27-28	28-29	Total Budgeted up to 2029
EDA Eng/Design/Admin	383,037	66,880	316,157	0	383,037	316,157	0	0	0	0	383,037
Expenditure Totals:	383,037	66,880	316,157	0	383,037	316,157	0	0	0	0	383,037

Fund Balance Required	Budget+Prop. Inc./Dec.	Available+Prop. Inc./Dec.
Capital Grants - Streets CIP Projects-3160	0	-7,906



City of Modesto

Project #: 101384

Sylvan/Standford PHB's



City of Modesto: 2025-29 Capital Improvement Program

**CED-Sylvan/Standiford PHB's-FHWA-CalTrans-HSIPSL 5059 (254)-2021-20.205 HWY
Planning and Con**

101384

Capital Un-sponsored

<i>Cost Center:</i> 14999	<i>Category:</i> Traffic Circulation	<i>Start Date:</i> 2022
<i>Hosting Fund:</i> Capital Grants - Streets CIP Projects-3160	<i>Type Class:</i> Traffic Signals	<i>End Date:</i>
<i>Element Listing:</i> Comm Dev	<i>Area:</i> Within City	<i>Status:</i> Active
<i>Classification:</i> Improvements	<i>Manager:</i> Sandhu, Sandeep K	<i>Const. Code:</i> New or Future

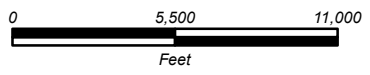
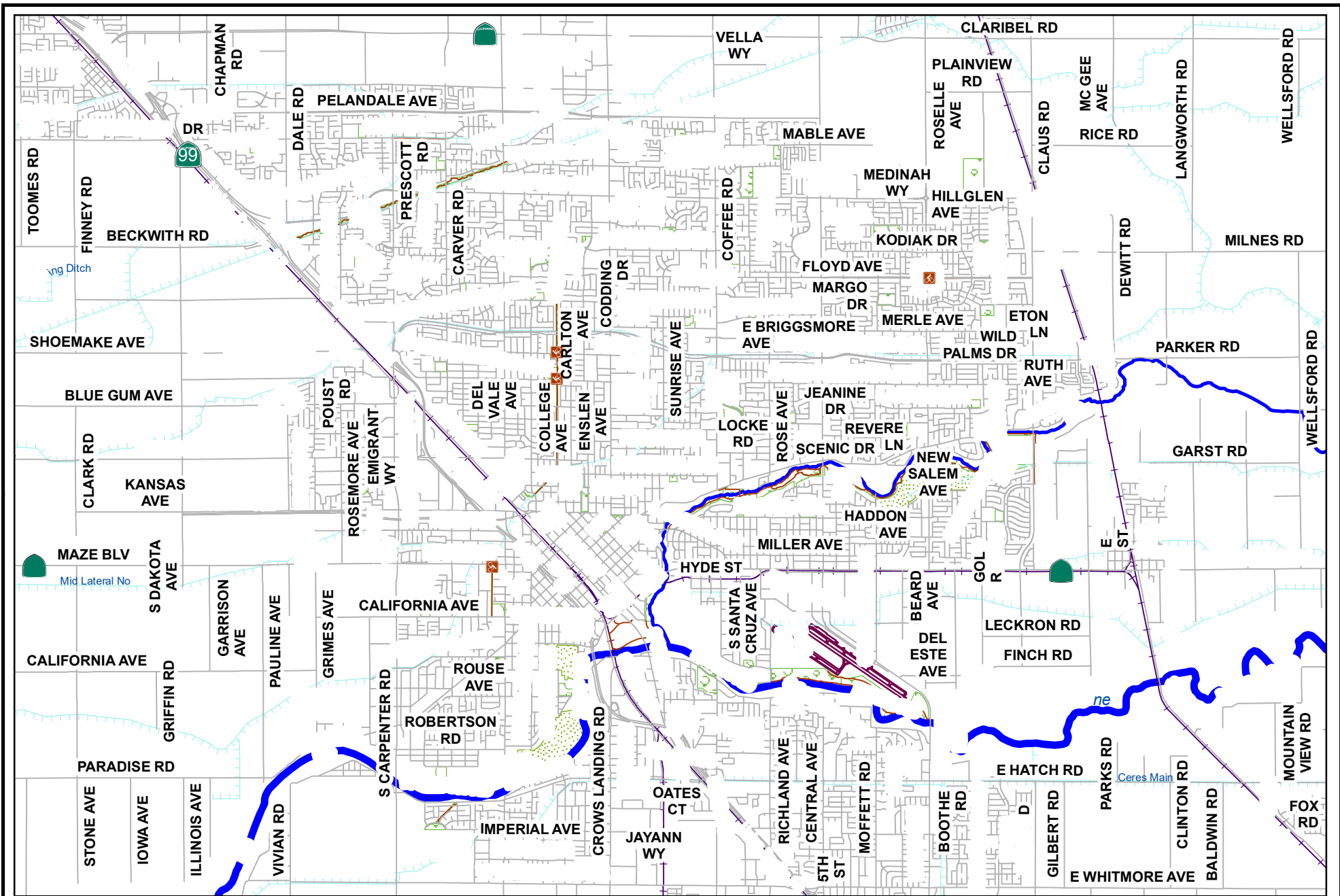
Proj Desc: The scope of the project will install pedestrian hybrid beacons, pedestrian refuge islands with directional median openings, and high visibility crosswalks at the intersections of Standiford Avenue/Longbridge Drive and Sylvan/Bridgeford Lane.

Proj Stat: Project is in design phase.

Revenues	Budget	Actuals+Commit	Available	Prop. Inc./Dec. for 24-25	Bud + Prop. Incr/Decr	Avail.+ Prop. Incr/Decr	25-26	26-27	27-28	28-29	Total Budgeted up to 2029
42110 Intergov - State - CA Department of Transportation	100,350	97,627	2,723	0	100,350	2,723	0	0	0	0	100,350
61410 Transfer In from Fund 1410	111,150	10,133	101,017	0	111,150	101,017	0	0	0	0	111,150
61510 Transfer In from Fund 1510	119,138	0	119,138	0	119,138	119,138	0	0	0	0	119,138
Revenue Totals:	330,638	107,759	222,879	0	330,638	222,879	0	0	0	0	330,638

Expenditures	Budget	Actual+Commit	Available	Prop. Inc./Dec. for 24-25	Budget+Prop. Inc./Dec.	Avail.+Prop. Inc./Dec.	25-26	26-27	27-28	28-29	Total Budgeted up to 2029
EDA Eng/Design/Admin	330,638	146,877	183,761	0	330,638	183,761	0	0	0	0	330,638
Expenditure Totals:	330,638	146,877	183,761	0	330,638	183,761	0	0	0	0	330,638

Fund Balance Required	Budget+Prop. Inc./Dec.	Available+Prop. Inc./Dec.
Capital Grants - Streets CIP Projects-3160	0	-39,117



City of Modesto

Project #: 101391
 Neighborhood ADA Imp Program II



City of Modesto: 2025-29 Capital Improvement Program

CED - Neighborhood ADA Improvement Program II

101391

Capital Un-sponsored

<i>Cost Center:</i> 14999	<i>Category:</i> Traffic Circulation	<i>Start Date:</i> 2022
<i>Hosting Fund:</i> Measure L - Capital Projects-3300	<i>Type Class:</i> Other Street Projects	<i>End Date:</i>
<i>Element Listing:</i> Comm Dev	<i>Area:</i> Within City	<i>Status:</i> New
<i>Classification:</i> Improvements	<i>Manager:</i> Soares, Phillip A	<i>Const. Code:</i> New or Future

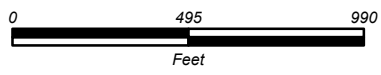
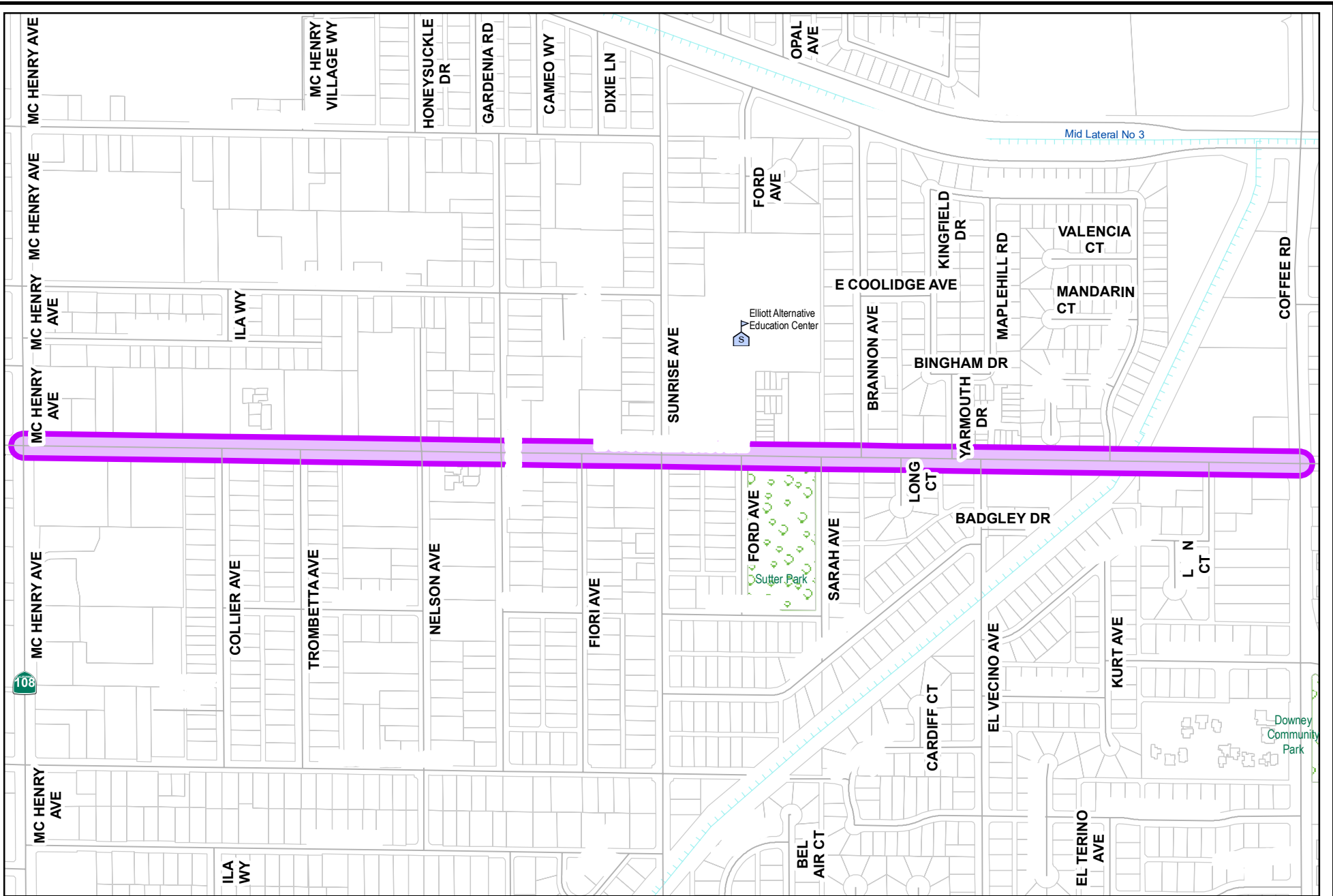
Proj Desc: This program will provide ADA improvements to residential neighborhoods. The City maintains an ADA action list that captures citizen concerns regarding accessibility of specific locations throughout the City. Public participation will be facilitated through City's website and social media. Concerns will be prioritized, and projects developed by City Staff to improve accessibility and safety in residential neighborhoods. Anticipated improvements include compliant ramps, pedestrian refuges, signage and striping, ADA improvements, signal upgrades (detection cameras, ADA push buttons, beacons) where needed.

Proj Stat: In design.

Revenues	Budget	Actuals+Commit	Available	Prop. Inc./Dec. for 24-25	Bud + Prop. Incr/Decr	Avail.+ Prop. Incr/Decr	25-26	26-27	27-28	28-29	Total Budgeted up to 2029
61410 Transfer In from Fund 1410	575,000	0	575,000	0	575,000	575,000	0	0	0	0	575,000
Revenue Totals:	575,000	0	575,000	0	575,000	575,000	0	0	0	0	575,000

Expenditures	Budget	Actual+Commit	Available	Prop. Inc./Dec. for 24-25	Budget+Prop. Inc./Dec.	Avail.+Prop. Inc./Dec.	25-26	26-27	27-28	28-29	Total Budgeted up to 2029
EDA Eng/Design/Admin	575,000	0	575,000	0	575,000	575,000	0	0	0	0	575,000
Expenditure Totals:	575,000	0	575,000	0	575,000	575,000	0	0	0	0	575,000

Fund Balance Required	Budget+Prop. Inc./Dec.	Available+Prop. Inc./Dec.
Measure L - Capital Projects-3300	0	0



City of Modesto

Project #: 101392

E. Orangeburg Ave Pavement Rehab Ph 2



City of Modesto: 2025-29 Capital Improvement Program

CED - Orangeburg Avenue Pavement Rehabilitation Phase 2 (McHenry Avenue to Coffee Road)

101392

Capital Un-sponsored

<i>Cost Center:</i> 14999	<i>Category:</i> Traffic Circulation	<i>Start Date:</i> 2022
<i>Hosting Fund:</i> Measure L - Capital Projects-3300	<i>Type Class:</i> Major Street Improvements	<i>End Date:</i>
<i>Element Listing:</i> Comm Dev	<i>Area:</i> Within City	<i>Status:</i> New
<i>Classification:</i> Improvements	<i>Manager:</i> Soares, Phillip A	<i>Const. Code:</i> New or Future

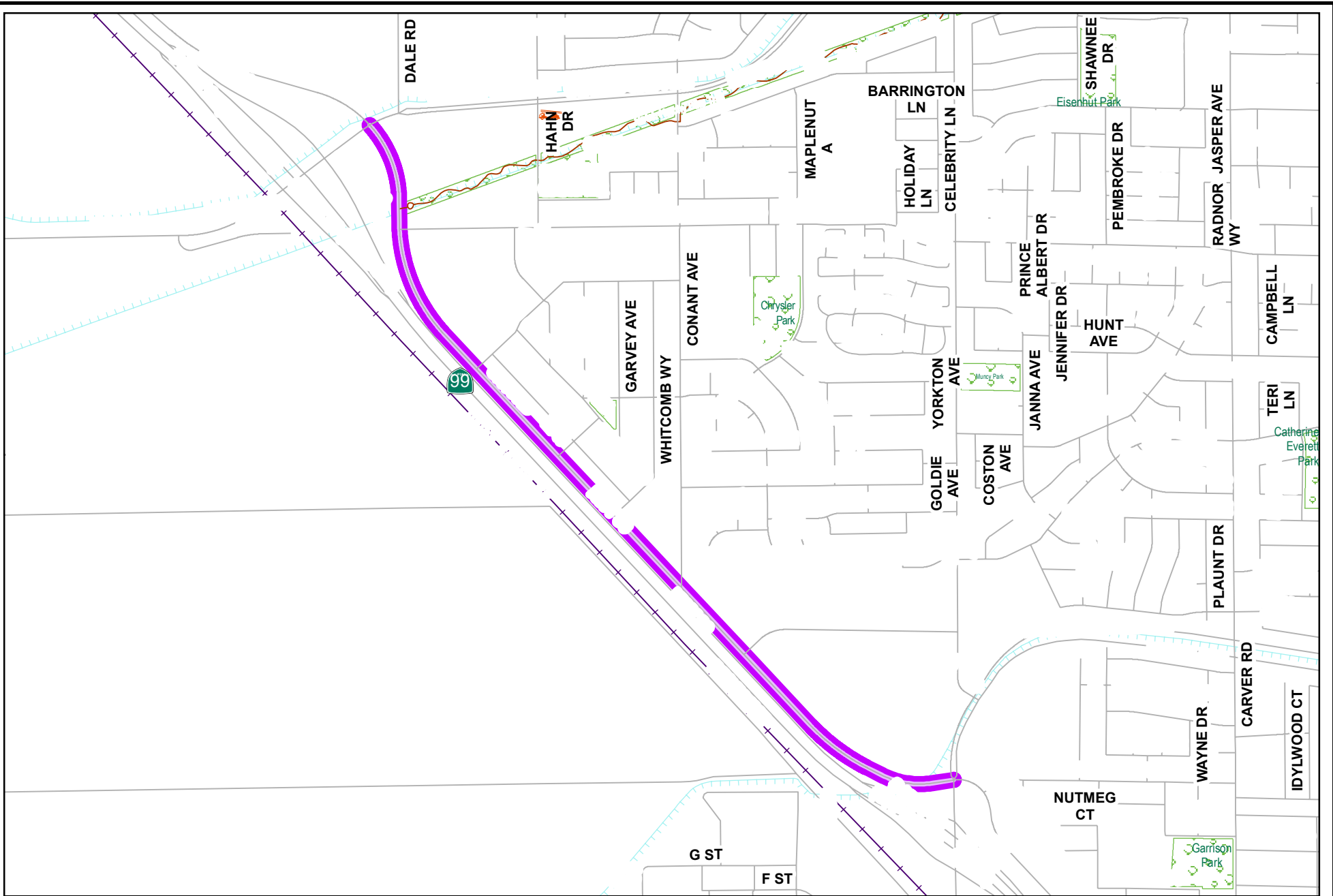
Proj Desc: Pavement rehabilitation on Orangeburg Avenue from McHenry Avenue to Coffee Road. The length of the project is 1.0 centerline miles. Anticipated project improvements include roadway resurfacing and/or reconstruction, new signage and striping, ADA upgrades at intersections, signal upgrades (detection cameras) where appropriate, and storm drainage system improvements.

Proj Stat: In design.

Revenues	Budget	Actuals+Commit	Available	Prop. Inc./Dec. for 24-25	Bud + Prop. Incr/Decr	Avail.+ Prop. Incr/Decr	25-26	26-27	27-28	28-29	Total Budgeted up to 2029
61410 Transfer In from Fund 1410	2,736,500	75,849	2,660,651	0	2,736,500	2,660,651	0	0	0	0	2,736,500
Revenue Totals:	2,736,500	75,849	2,660,651	0	2,736,500	2,660,651	0	0	0	0	2,736,500

Expenditures	Budget	Actual+Commit	Available	Prop. Inc./Dec. for 24-25	Budget+Prop. Inc./Dec.	Avail.+Prop. Inc./Dec.	25-26	26-27	27-28	28-29	Total Budgeted up to 2029
CA Construction Admin	250,000	0	250,000	0	250,000	250,000	0	0	0	0	250,000
CON Construction	2,000,000	0	2,000,000	0	2,000,000	2,000,000	0	0	0	0	2,000,000
CTGY-CIP Contingency - CIP	200,000	0	200,000	0	200,000	200,000	0	0	0	0	200,000
EDA Eng/Design/Admin	286,500	78,149	208,351	0	286,500	208,351	0	0	0	0	286,500
Expenditure Totals:	2,736,500	78,149	2,658,351	0	2,736,500	2,658,351	0	0	0	0	2,736,500

Fund Balance Required	Budget+Prop. Inc./Dec.	Available+Prop. Inc./Dec.
Measure L - Capital Projects-3300	0	-2,300



City of Modesto

Project #: 101397

PW - Fiber Drop Sisk Road



City of Modesto: 2025-29 Capital Improvement Program

**PW - Sisk Rd Signal Coordination-FHWA-CalTrans-CML-5059(264)-2023-20.205 HWY
Planning and Con**

101397

Capital Un-sponsored

<i>Cost Center:</i> 59999	<i>Category:</i> Traffic Circulation	<i>Start Date:</i> 2022
<i>Hosting Fund:</i> Capital Grants - Streets CIP Projects-3160	<i>Type Class:</i> Traffic Signal Coordination	<i>End Date:</i> 2025
<i>Element Listing:</i> Comm Dev	<i>Area:</i> Within City	<i>Status:</i> New
<i>Classification:</i> Improvements	<i>Manager:</i> Murphy, Mark G	<i>Const. Code:</i> New or Future

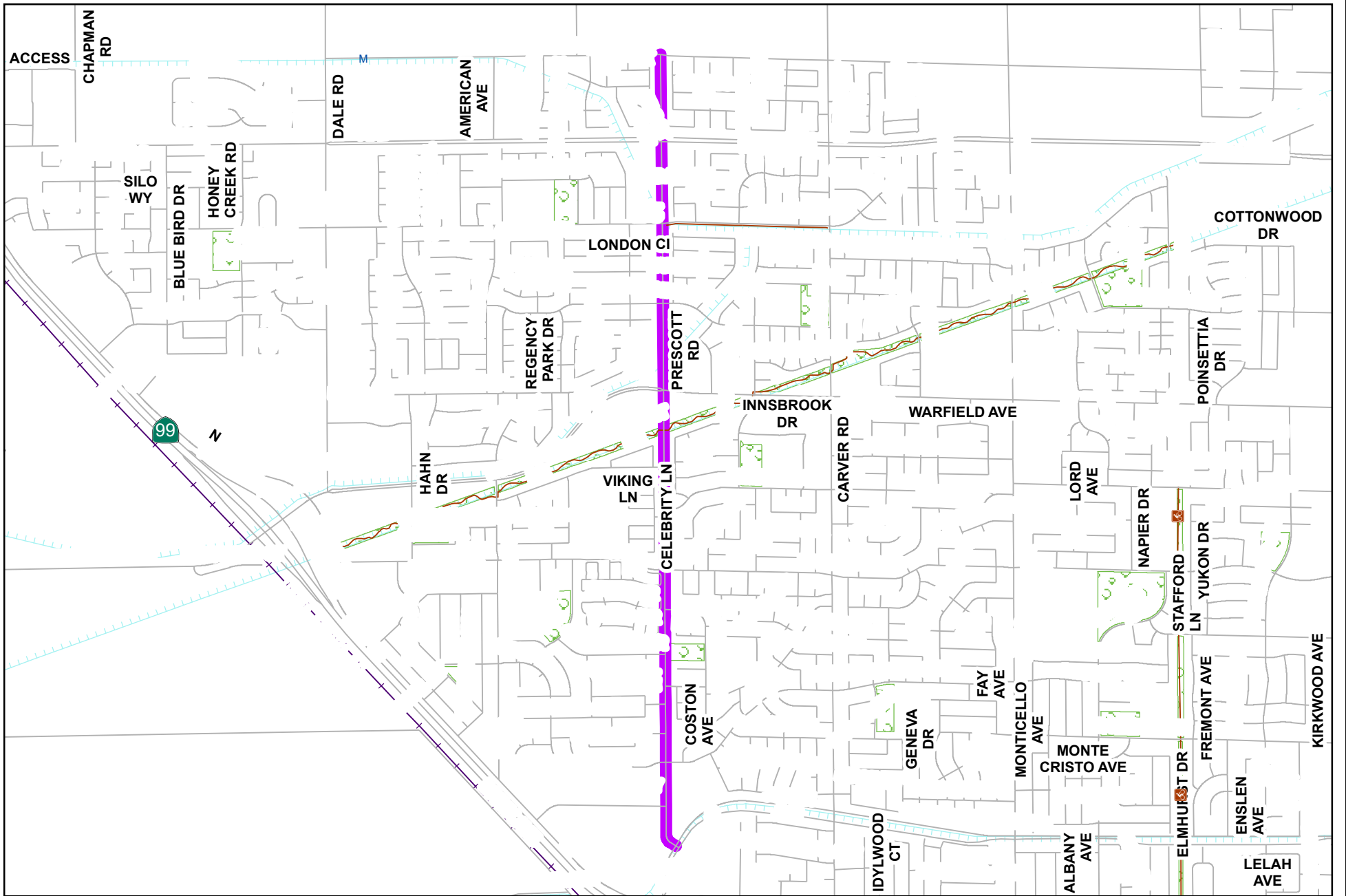
Proj Desc: Installation of fiber optic cable and network switches along Sisk Road to connect traffic signals from Briggsmore to Pelandale.

Proj Stat: In design, 75% complete.

Revenues	Budget	Actuals+Commit	Available	Prop. Inc./Dec. for 24-25	Bud + Prop. Incr/Decr	Avail.+ Prop. Incr/Decr	25-26	26-27	27-28	28-29	Total Budgeted up to 2029
42110 Intergov - State - CA Department of Transportation	1,025,128	0	1,025,128	0	1,025,128	1,025,128	0	0	0	0	1,025,128
61410 Transfer In from Fund 1410	30,000	9,063	20,937	0	30,000	20,937	0	0	0	0	30,000
Revenue Totals:	1,055,128	9,063	1,046,065	0	1,055,128	1,046,065	0	0	0	0	3,791,628

Expenditures	Budget	Actual+Commit	Available	Prop. Inc./Dec. for 24-25	Budget+Prop. Inc./Dec.	Avail.+Prop. Inc./Dec.	25-26	26-27	27-28	28-29	Total Budgeted up to 2029
CA Construction Admin	133,712	0	133,712	0	133,712	133,712	0	0	0	0	133,712
CON Construction	810,378	0	810,378	0	810,378	810,378	0	0	0	0	810,378
CON Construction	81,038	0	81,038	0	81,038	81,038	0	0	0	0	81,038
EDA Eng/Design/Admin	30,000	9,580	20,420	0	30,000	20,420	0	0	0	0	30,000
Expenditure Totals:	1,055,128	9,580	1,045,548	0	1,055,128	1,045,548	0	0	0	0	1,055,128

Fund Balance Required	Budget+Prop. Inc./Dec.	Available+Prop. Inc./Dec.
Capital Grants - Streets CIP Projects-3160	0	-517



City of Modesto

Project #: 101485

CED - Prescott Pavement Rehabilitation Project



City of Modesto: 2025-29 Capital Improvement Program

CED - Prescott Pavement Rehabilitation Project-FHWA-CalTrans-STPL-5059(259)-2023-20.205 HWY Planning and Con

101485

Capital Un-sponsored

<i>Cost Center:</i> 13999	<i>Category:</i> Traffic Circulation	<i>Start Date:</i> 2023
<i>Hosting Fund:</i> Capital Grants - Streets CIP Projects-3160	<i>Type Class:</i> Other Street Projects	<i>End Date:</i> 2027
<i>Element Listing:</i> Comm Dev	<i>Area:</i> Within City	<i>Status:</i> New
<i>Classification:</i> Improvements	<i>Manager:</i> Soares, Phillip A	<i>Const. Code:</i> New or Future

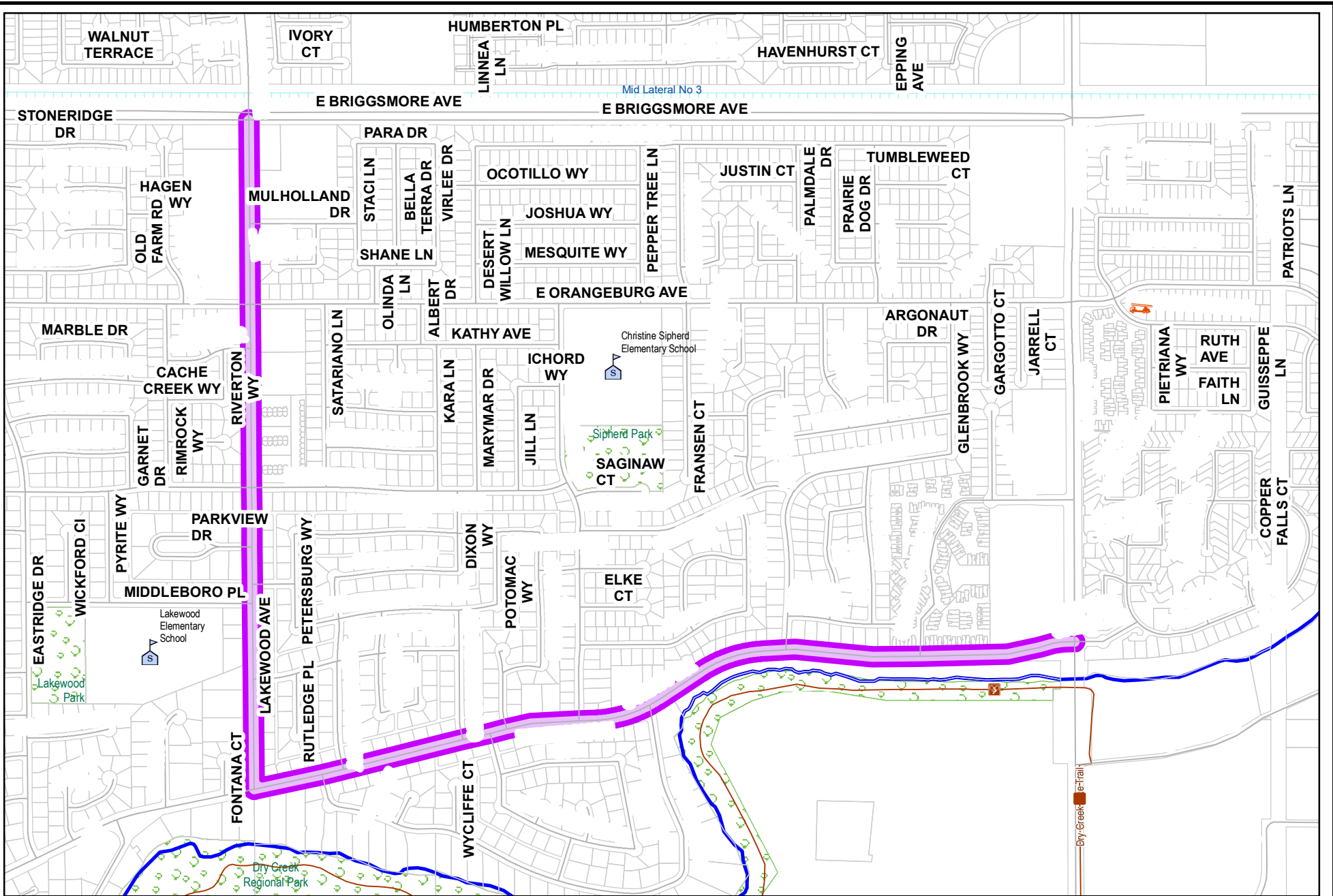
Proj Desc: Pavement rehabilitation, new striping, traffic safety improvements, ADA curb ramp upgrades and bike facilities will be constructed on Prescott Road between Briggsmore Avenue and Bangs Avenue.

Proj Stat: In design

Revenues	Budget	Actuals+Commit	Available	Prop. Inc./Dec. for 24-25	Bud + Prop. Incr/Decr	Avail.+ Prop. Incr/Decr	25-26	26-27	27-28	28-29	Total Budgeted up to 2029
42110 Intergov - State - CA Department of Transportation	0	0	0	0	0	0	0	0	0	0	0
Revenue Totals:	0	0	0	0	0	0	0	0	0	0	0

Expenditures	Budget	Actual+Commit	Available	Prop. Inc./Dec. for 24-25	Budget+Prop. Inc./Dec.	Avail.+Prop. Inc./Dec.	25-26	26-27	27-28	28-29	Total Budgeted up to 2029
EDA Eng/Design/Admin	390,002	8,193	381,809	0	390,002	381,809	0	0	0	0	390,002
Expenditure Totals:	390,002	8,193	381,809	0	390,002	381,809	0	0	0	0	390,002

Fund Balance Required	Budget+Prop. Inc./Dec.	Available+Prop. Inc./Dec.
Capital Grants - Streets CIP Projects-3160	390,002	381,809



City of Modesto

Project #: 101486

CED - Lakewood Avenue and Scenic Drive Improvement Project



City of Modesto: 2025-29 Capital Improvement Program

CED - Lakewood Avenue and Scenic Drive Improvement Project

101486

Capital Un-sponsored

<i>Cost Center:</i> 14999	<i>Category:</i> Traffic Circulation	<i>Start Date:</i> 2023
<i>Hosting Fund:</i> Measure L - Capital Projects-3300	<i>Type Class:</i> Other Street Projects	<i>End Date:</i> 2026
<i>Element Listing:</i> Comm Dev	<i>Area:</i> Within City	<i>Status:</i> New
<i>Classification:</i> Improvements	<i>Manager:</i> Sacuskie, Michael Wayne	<i>Const. Code:</i> New or Future

Proj Desc: Pavement rehabilitation, new striping, traffic calming improvements, ADA curb ramp upgrades and bike facilities will be constructed on Lakewood Avenue and Scenic Drive between Briggsmore Avenue and Oakdale Road.

Proj Stat: Project is new.

Revenues	Budget	Actuals+Commit	Available	Prop. Inc./Dec. for 24-25	Bud + Prop. Incr/Decr	Avail.+ Prop. Incr/Decr	25-26	26-27	27-28	28-29	Total Budgeted up to 2029
61410 Transfer In from Fund 1410	0	0	0	0	0	0	0	0	0	0	0
Revenue Totals:	0	0	0	0	0	0	0	0	0	0	0

Expenditures	Budget	Actual+Commit	Available	Prop. Inc./Dec. for 24-25	Budget+Prop. Inc./Dec.	Avail.+Prop. Inc./Dec.	25-26	26-27	27-28	28-29	Total Budgeted up to 2029
CA Construction Admin	300,000	0	300,000	0	300,000	300,000	0	0	0	0	300,000
CON Construction	1,990,000	0	1,990,000	0	1,990,000	1,990,000	0	0	0	0	1,990,000
CTGY-CIP Contingency - CIP	300,000	0	300,000	0	300,000	300,000	0	0	0	0	300,000
EDA Eng/Design/Admin	400,000	0	400,000	0	400,000	400,000	0	0	0	0	400,000
Expenditure Totals:	2,990,000	0	2,990,000	0	2,990,000	2,990,000	0	0	0	0	2,990,000

Fund Balance Required	Budget+Prop. Inc./Dec.	Available+Prop. Inc./Dec.
Measure L - Capital Projects-3300	2,990,000	2,990,000

City of Modesto: 2025-29 Capital Improvement Program

PW - Upgrade Traffic Signals 2023 - 3 Locations: Briggsmore/Craver Dale/Panera, and Tuolumne/RoselawnFHWA-CalTrans-CML-5059(260)-2023-20.205 HWY Planning and Con

101496

Capital Un-sponsored

<i>Cost Center:</i> 59999	<i>Category:</i> Traffic Circulation	<i>Start Date:</i> 2023
<i>Hosting Fund:</i> Capital Grants - Streets CIP Projects-3160	<i>Type Class:</i> Traffic Signals	<i>End Date:</i>
<i>Element Listing:</i> Comm Dev	<i>Area:</i> Within City	<i>Status:</i> New
<i>Classification:</i> Improvements	<i>Manager:</i> Murphy, Mark G	<i>Const. Code:</i> New or Future

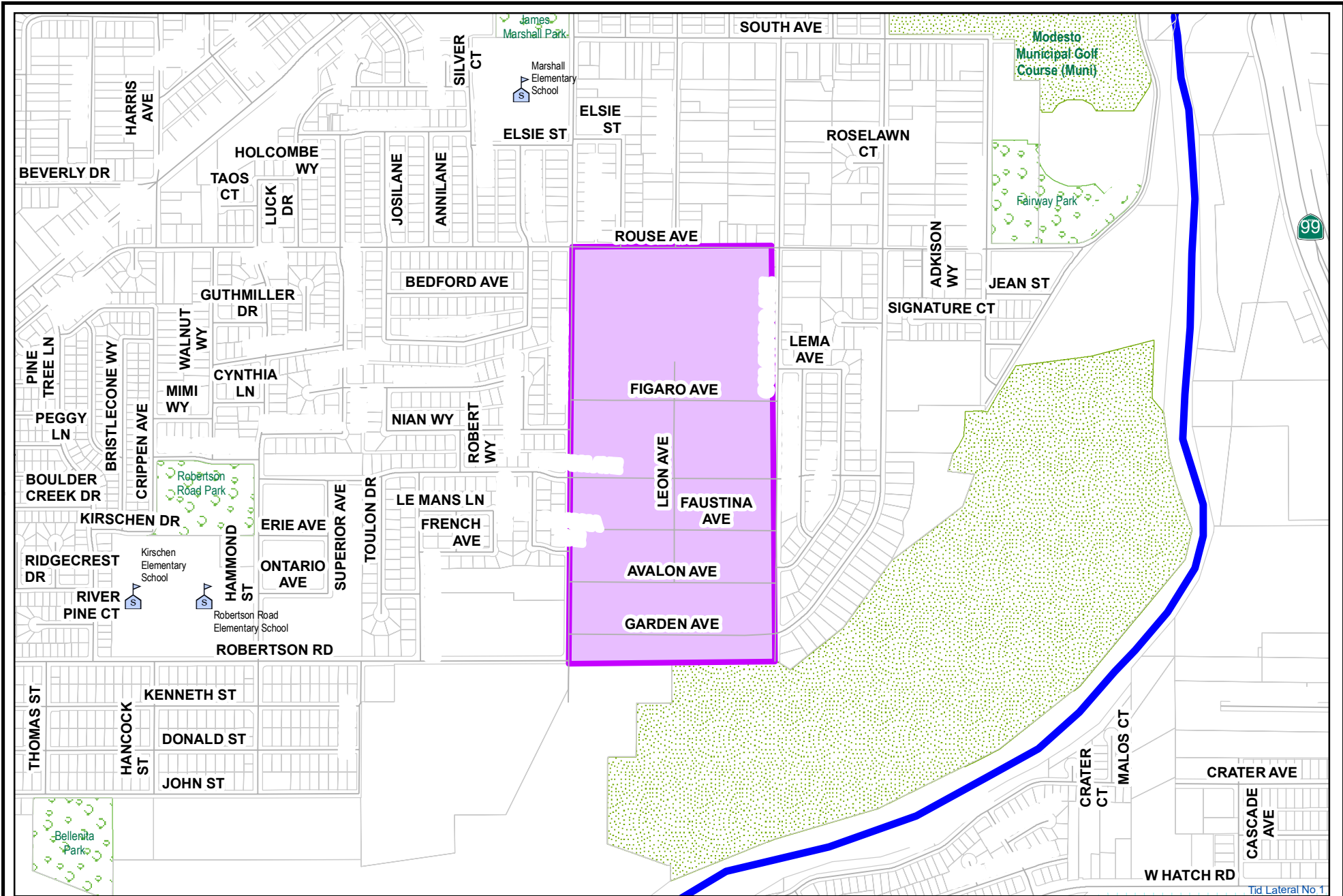
Proj Desc: This project will Upgrade the Traffic Signal Equipment, communications and standards to ADA standards at the following intersections: Briggsmore Ave and Carver Rd, Tuolumne Blvd and Roselawn Ave, Dale Rd and Panera.

Proj Stat: Project 10% designed

Revenues	Budget	Actuals+Commit	Available	Prop. Inc./Dec. for 24-25	Bud + Prop. Incr/Decr	Avail.+ Prop. Incr/Decr	25-26	26-27	27-28	28-29	Total Budgeted up to 2029
42110 Intergov - State - CA Department of Transportation	0	0	0	0	0	0	0	0	0	0	0
61410 Transfer In from Fund 1410	0	0	0	0	0	0	0	0	0	0	0
Revenue Totals:	0	0	0	0	0	0	0	0	0	0	0

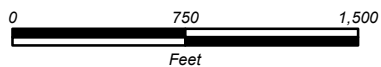
Expenditures	Budget	Actual+Commit	Available	Prop. Inc./Dec. for 24-25	Budget+Prop. Inc./Dec.	Avail.+Prop. Inc./Dec.	25-26	26-27	27-28	28-29	Total Budgeted up to 2029
CA Construction Admin	100,000	0	100,000	0	100,000	100,000	0	0	0	0	100,000
CON Construction	375,000	0	375,000	0	375,000	375,000	0	0	0	0	375,000
CTGY-CIP Contingency - CIP	100,000	0	100,000	0	100,000	100,000	0	0	0	0	100,000
EDA Eng/Design/Admin	134,035	6,479	127,556	0	134,035	127,556	0	0	0	0	134,035
Expenditure Totals:	709,035	6,479	702,556	0	709,035	702,556	0	0	0	0	709,035

Fund Balance Required	Budget+Prop. Inc./Dec.	Available+Prop. Inc./Dec.
Capital Grants - Streets CIP Projects-3160	709,035	702,556



99

Tid Lateral No 1



City of Modesto

Project #: 101519

ENG - AB 170 Funds - Infrastructure Improvements in County Islands Project-PLBPL-5029(040)



City of Modesto: 2025-29 Capital Improvement Program

ENG - AB 170 Funds - Infrastructure Improvements in County Islands Project-PLBPL-5029(040)

101519

Capital Un-sponsored

<i>Cost Center:</i> 13999	<i>Category:</i> Miscellaneous	<i>Start Date:</i> 2023
<i>Hosting Fund:</i> Capital Grants - Streets CIP Projects-3160	<i>Type Class:</i> General Improvements	<i>End Date:</i> 2026
<i>Element Listing:</i> Comm Svcs & Fac	<i>Area:</i> Infill Areas	<i>Status:</i> New
<i>Classification:</i> Improvements	<i>Manager:</i> Wells, Toby	<i>Const. Code:</i> New or Future

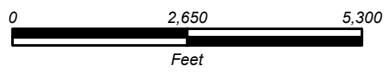
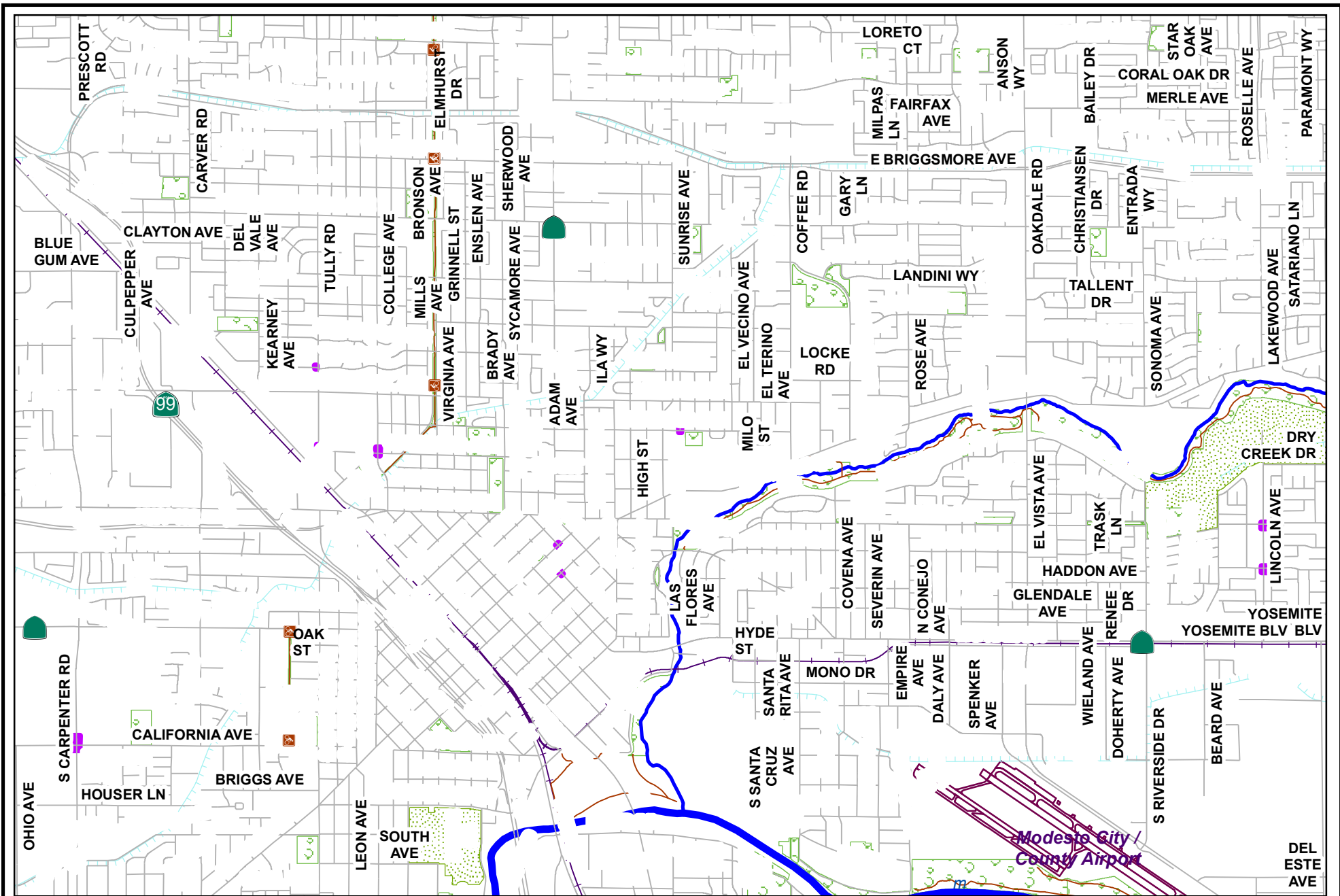
Proj Desc: The project is being funded with grant funds and will be used for the design and construction of public improvements such as curb, gutter, sidewalks, pavement, streetlighting and related infrastructure in the southwest area of Modesto, primarily in the Colorado-Rouse neighborhood. The intended purpose is to support the County's effort and projects to bring these areas up to City Standards so that they can be annexed into the City of Modesto.

Proj Stat: Project is new.

Revenues	Budget	Actuals+Commit	Available	Prop. Inc./Dec. for 24-25	Bud + Prop. Inc./Dec.	Avail.+ Prop. Inc./Dec.	25-26	26-27	27-28	28-29	Total Budgeted up to 2029
42110 Intergov - State - CA Department of Transportation	5,000,000	5,000,000	0	0	5,000,000	0	0	0	0	0	5,000,000
Revenue Totals:	5,000,000	5,000,000	0	0	5,000,000	0	0	0	0	0	5,000,000

Expenditures	Budget	Actual+Commit	Available	Prop. Inc./Dec. for 24-25	Budget+Prop. Inc./Dec.	Avail.+Prop. Inc./Dec.	25-26	26-27	27-28	28-29	Total Budgeted up to 2029
CON Construction	5,000,000	0	5,000,000	0	5,000,000	5,000,000	0	0	0	0	5,000,000
Expenditure Totals:	5,000,000	0	5,000,000	0	5,000,000	5,000,000	0	0	0	0	5,000,000

Fund Balance Required	Budget+Prop. Inc./Dec.	Available+Prop. Inc./Dec.
Capital Grants - Streets CIP Projects-3160	0	5,000,000



City of Modesto

Project #: 101572
 PW - HSIP RRFB 10 Locations



City of Modesto: 2025-29 Capital Improvement Program

PW - HSIP RRFB 10 Locations

101572
Capital Un-sponsored

<i>Cost Center:</i> 59999	<i>Category:</i> Traffic Circulation	<i>Start Date:</i> 2024
<i>Hosting Fund:</i> Capital Grants - Streets CIP Projects-3160	<i>Type Class:</i> Traffic Control Devices	<i>End Date:</i> 2025
<i>Element Listing:</i> Comm Dev	<i>Area:</i> Within City	<i>Status:</i> New
<i>Classification:</i> Improvements	<i>Manager:</i> Navarro, Max Ivan	<i>Const. Code:</i> New or Future

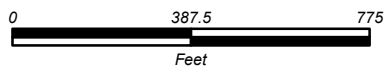
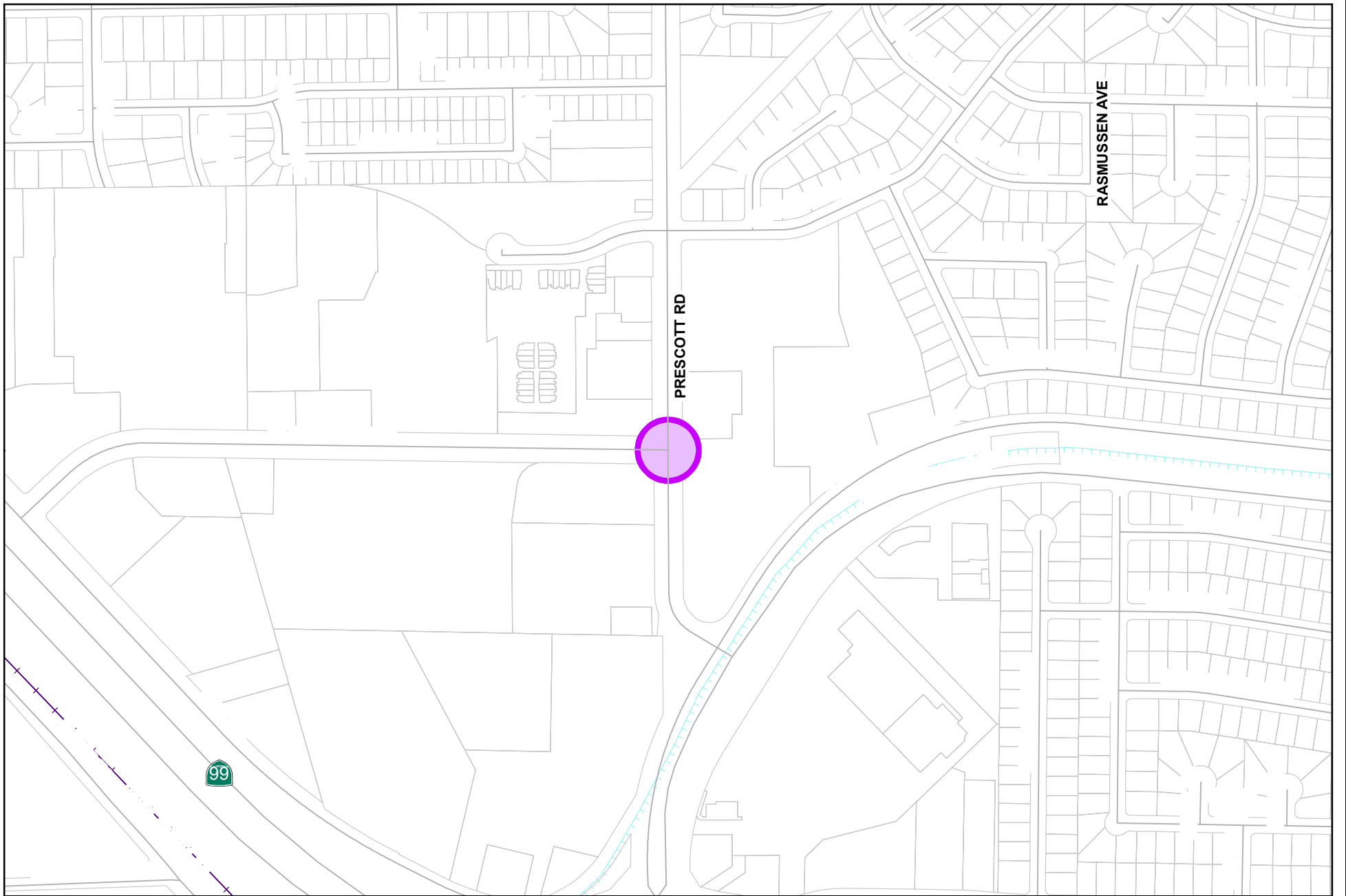
Proj Desc: Install RRFB at : 1) 16th @ I St 2) 15th @ H St 3) Granger @ Florida 4) Morris @ Auburn 5)Tully @ Leonard; 6) Lincoln @ Poppypatch, and 7) Lincoln at Penny, 8) Tully @ MJC 9) Carpenter @ California 10)Stoddard @ MJC

Proj Stat: Project 95% designed

Revenues	Budget	Actuals+Commit	Available	Prop. Inc./Dec. for 24-25	Bud + Prop. Incr/Decr	Avail.+ Prop. Incr/Decr	25-26	26-27	27-28	28-29	Total Budgeted up to 2029
61410 Transfer In from Fund 1410	500,000	0	500,000	0	500,000	500,000	0	0	0	0	500,000
Revenue Totals:	500,000	0	500,000	0	500,000	500,000	0	0	0	0	500,000

Expenditures	Budget	Actual+Commit	Available	Prop. Inc./Dec. for 24-25	Budget+Prop. Inc./Dec.	Avail.+Prop. Inc./Dec.	25-26	26-27	27-28	28-29	Total Budgeted up to 2029
CCF City Construct Force	75,000	0	75,000	0	75,000	75,000	0	0	0	0	75,000
CON Construction	425,000	0	425,000	0	425,000	425,000	0	0	0	0	425,000
Expenditure Totals:	500,000	0	500,000	0	500,000	500,000	0	0	0	0	500,000

Fund Balance Required	Budget+Prop. Inc./Dec.	Available+Prop. Inc./Dec.
Capital Grants - Streets CIP Projects-3160	0	0



City of Modesto

Project #: 101573
PW - Advance School Beacons



City of Modesto: 2025-29 Capital Improvement Program

PW - Advance School Beacons

101573
Capital Un-sponsored

<i>Cost Center:</i> 59999	<i>Category:</i> Traffic Circulation	<i>Start Date:</i> 2024
<i>Hosting Fund:</i> Measure L - Capital Projects-3300	<i>Type Class:</i> Traffic Control Devices	<i>End Date:</i> 2025
<i>Element Listing:</i> Comm Dev	<i>Area:</i> Within City	<i>Status:</i> New
<i>Classification:</i> Improvements	<i>Manager:</i> Navarro, Max Ivan	<i>Const. Code:</i> New or Future

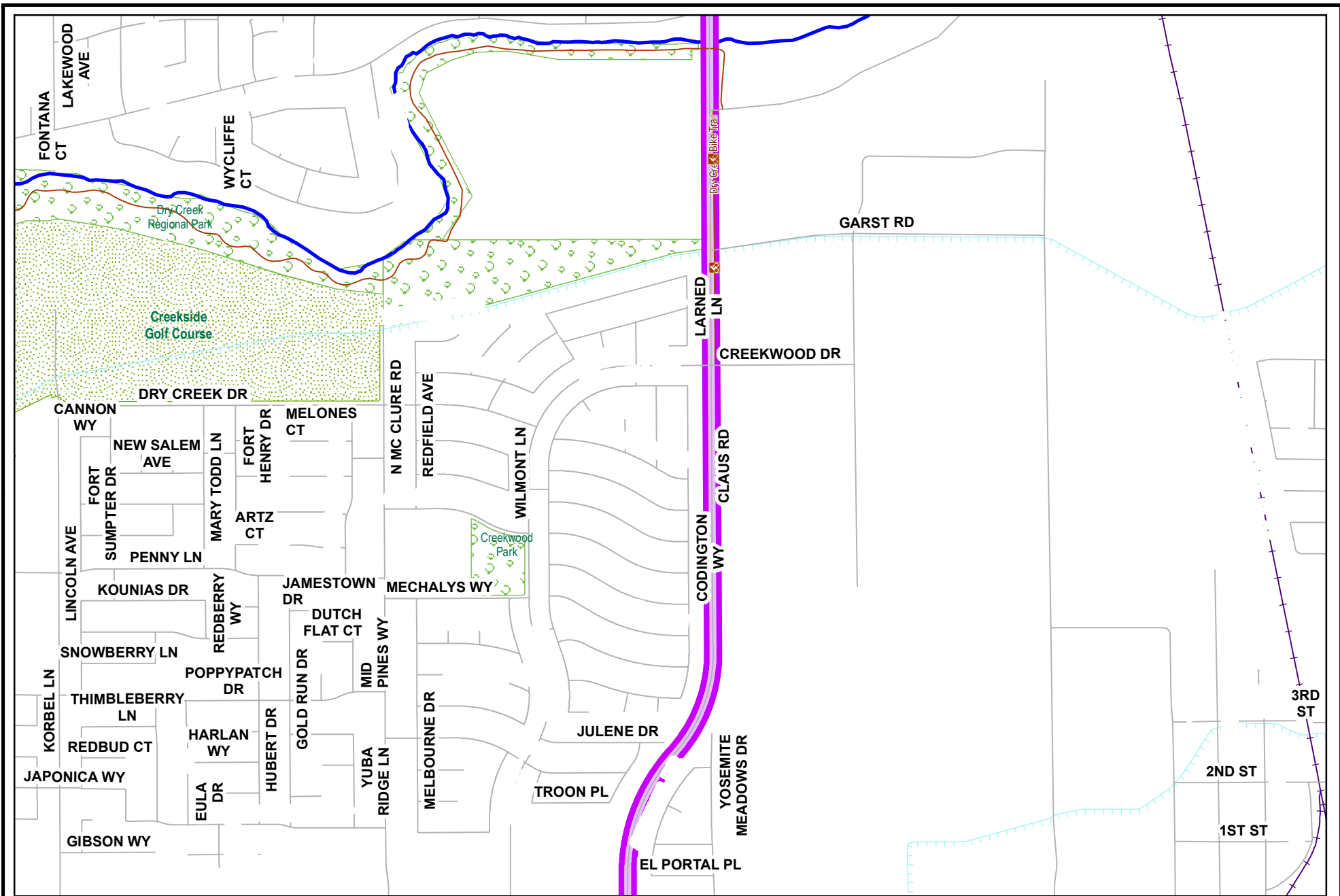
Proj Desc: Project will install Advnace school beacons at various locations. Locations will be determined.

Proj Stat: Project in design

Revenues	Budget	Actuals+Commit	Available	Prop. Inc./Dec. for 24-25	Bud + Prop. Incr/Decr	Avail.+ Prop. Incr/Decr	25-26	26-27	27-28	28-29	Total Budgeted up to 2029
61410 Transfer In from Fund 1410	200,000	0	200,000	0	200,000	200,000	0	0	0	0	200,000
Revenue Totals:	200,000	0	200,000	0	200,000	200,000	0	0	0	0	200,000

Expenditures	Budget	Actual+Commit	Available	Prop. Inc./Dec. for 24-25	Budget+Prop. Inc./Dec.	Avail.+Prop. Inc./Dec.	25-26	26-27	27-28	28-29	Total Budgeted up to 2029
CON Construction	60,000	0	60,000	0	60,000	60,000	0	0	0	0	60,000
EA Equip Acquisition	140,000	0	140,000	0	140,000	140,000	0	0	0	0	140,000
Expenditure Totals:	200,000	0	200,000	0	200,000	200,000	0	0	0	0	200,000

Fund Balance Required	Budget+Prop. Inc./Dec.	Available+Prop. Inc./Dec.
Measure L - Capital Projects-3300	0	0



City of Modesto

Project #: 101578

ENG - Claus Road Complete Street



City of Modesto: 2025-29 Capital Improvement Program

ENG - Claus Road Complete Street

101578
Capital Un-sponsored

<i>Cost Center:</i> 13999	<i>Category:</i> Traffic Circulation	<i>Start Date:</i> 2024
<i>Hosting Fund:</i> Capital Grants - Streets CIP Projects-3160	<i>Type Class:</i> Major Street Improvements	<i>End Date:</i>
<i>Element Listing:</i> Public Safety	<i>Area:</i> Public Safety	<i>Status:</i> New
<i>Classification:</i> Improvements	<i>Manager:</i> Sacuskie, Michael Wayne	<i>Const. Code:</i> New or Future

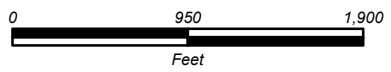
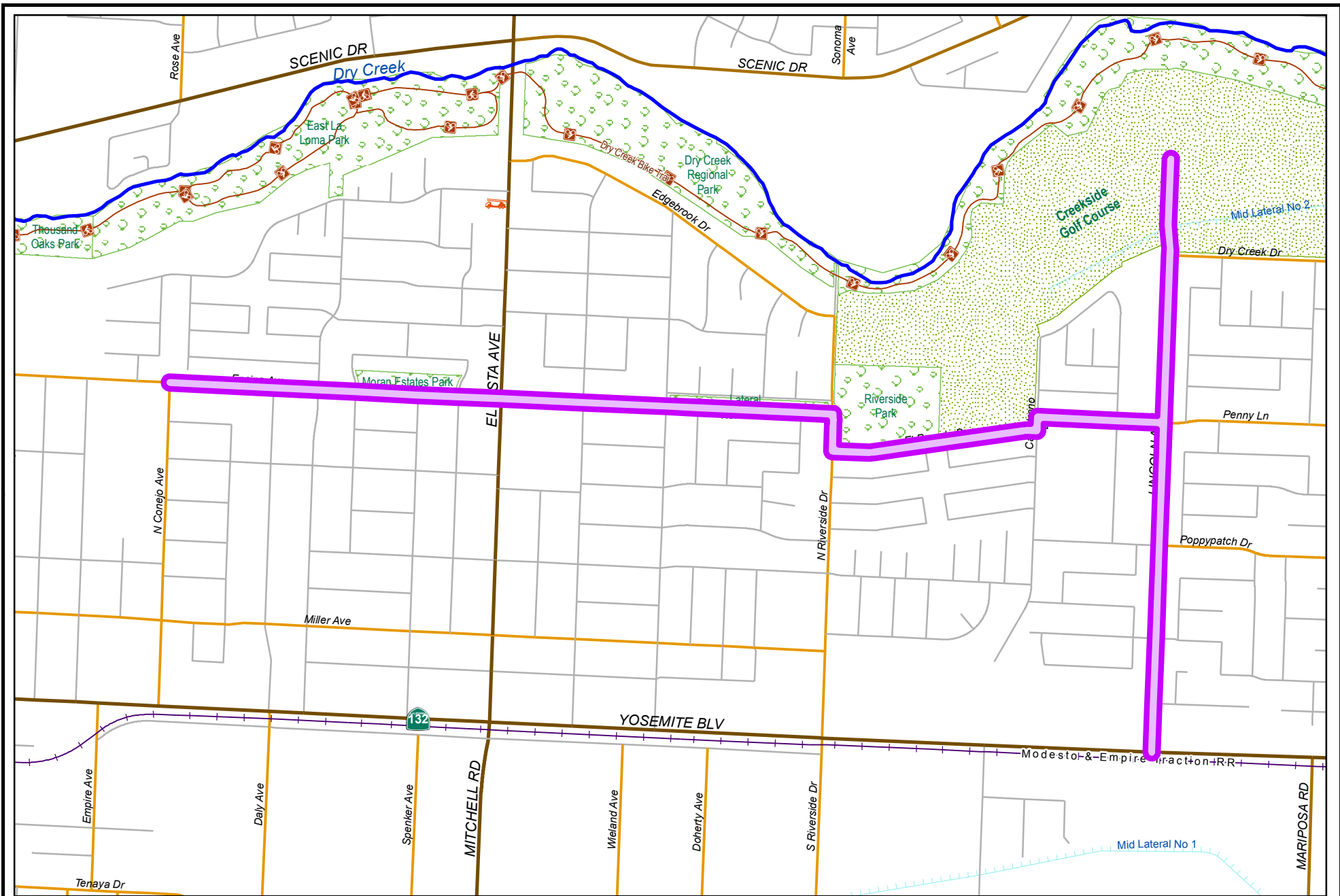
Proj Desc: This project will provide pavement rehabilitation, new striping, ADA curb ramps and install bike lane improvements on Claus Road south of Scenic Drive to Yosemite Boulevard.

Proj Stat: Project is new for FY 23/24

Revenues	Budget	Actuals+Commit	Available	Prop. Inc./Dec. for 24-25	Bud + Prop. Incr/Decr	Avail.+ Prop. Incr/Decr	25-26	26-27	27-28	28-29	Total Budgeted up to 2029
61410 Transfer In from Fund 1410	50,000	0	50,000	0	50,000	50,000	0	0	0	0	50,000
Revenue Totals:	50,000	0	50,000	0	50,000	50,000	0	0	0	0	50,000

Expenditures	Budget	Actual+Commit	Available	Prop. Inc./Dec. for 24-25	Budget+Prop. Inc./Dec.	Avail.+Prop. Inc./Dec.	25-26	26-27	27-28	28-29	Total Budgeted up to 2029
EDA Eng/Design/Admin	50,000	0	50,000	0	50,000	50,000	0	0	0	0	50,000
Expenditure Totals:	50,000	0	50,000	0	50,000	50,000	0	0	0	0	50,000

Fund Balance Required	Budget+Prop. Inc./Dec.	Available+Prop. Inc./Dec.
Capital Grants - Streets CIP Projects-3160	0	0



City of Modesto
Project #: 101587



ENG - ATP - Cycle 7 - Lincoln Avenue and Encina Ave

City of Modesto: 2025-29 Capital Improvement Program

ENG - ATP - Cycle 7 - Lincoln Avenue and Encina Area

101587

Capital Un-sponsored

<i>Cost Center:</i> 13999	<i>Category:</i> Traffic Circulation	<i>Start Date:</i>
<i>Hosting Fund:</i> Measure L - Capital Projects-3300	<i>Type Class:</i> Major Street Improvements	<i>End Date:</i>
<i>Element Listing:</i> Public Safety	<i>Area:</i> Within City	<i>Status:</i> New
<i>Classification:</i> Improvements	<i>Manager:</i> Sacuskie, Michael Wayne	<i>Const. Code:</i> New or Future

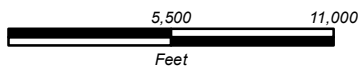
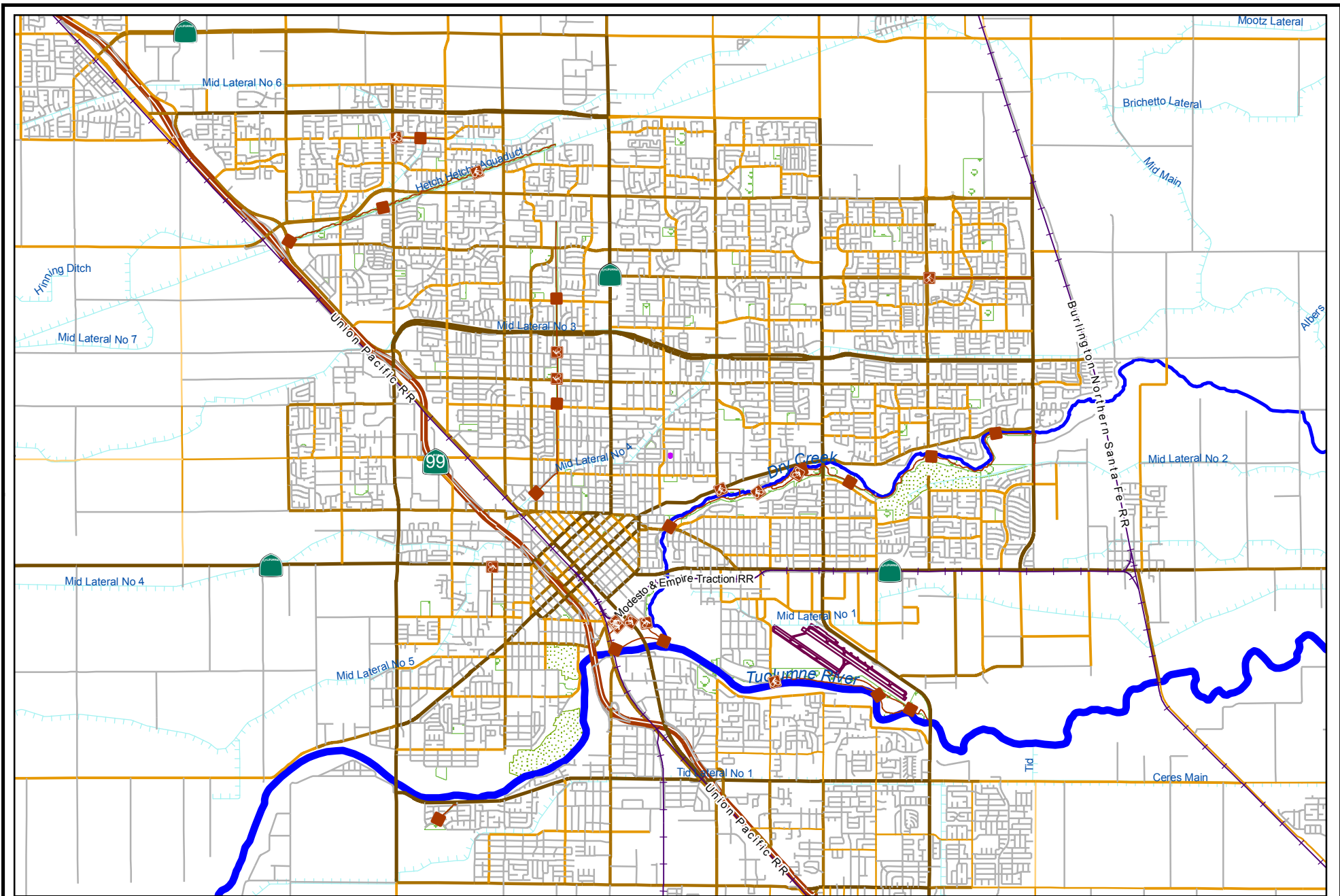
Proj Desc: This project will provide a connected bike path in areas where existing bicycle facilities are discontinous and do not connect to neighborhood destinations. This project will be in the Encina-Lincoln area and will include areas that will connect residents to neighborhood destinations in the area.

Proj Stat:

Revenues	Budget	Actuals+Commit	Available	Prop. Inc./Dec. for 24-25	Bud + Prop. Incr/Decr	Avail.+ Prop. Incr/Decr	25-26	26-27	27-28	28-29	Total Budgeted up to 2029
61410 Transfer In from Fund 1410	50,000	0	50,000	0	50,000	50,000	0	0	0	0	50,000
Revenue Totals:	50,000	0	50,000	0	50,000	50,000	0	0	0	0	50,000

Expenditures	Budget	Actual+Commit	Available	Prop. Inc./Dec. for 24-25	Budget+Prop. Inc./Dec.	Avail.+Prop. Inc./Dec.	25-26	26-27	27-28	28-29	Total Budgeted up to 2029
EDA Eng/Design/Admin	50,000	0	50,000	0	50,000	50,000	0	0	0	0	50,000
Expenditure Totals:	50,000	0	50,000	0	50,000	50,000	0	0	0	0	50,000

Fund Balance Required	Budget+Prop. Inc./Dec.	Available+Prop. Inc./Dec.
Measure L - Capital Projects-3300	0	0



City of Modesto

Project #: 101595

ENG - 7th and I St. Bike Path Improvements



City of Modesto: 2024-29 Capital Improvement Program

ENG - 7th and I St Bike Path Improvements

101595
Capital Un-sponsored

<i>Cost Center:</i> 13999	<i>Category:</i> Traffic Circulation	<i>Start Date:</i> 2024
<i>Hosting Fund:</i> Capital Grants - CIP Projects-3140	<i>Type Class:</i> Major Street Improvements	<i>End Date:</i>
<i>Element Listing:</i> Comm Dev	<i>Area:</i> Within City	<i>Status:</i> New
<i>Classification:</i> Improvements	<i>Manager:</i> Sacuskie, Michael Wayne	<i>Const. Code:</i> Not Awarded

Proj Desc: This project will pay for transportation improvements including sidewalk and bike lane improvements.

Proj Stat: Project is New for FY 24-25.

Revenues	Budget	Actuals+Commit	Available	Prop. Inc./Dec. for 24-25	Bud + Prop. Incr/Decr	Avail.+ Prop. Incr/Decr	25-26	26-27	27-28	28-29	Total Budgeted up to 2029
61410 Transfer In from Fund 1410	0	0	0	5,000,000	5,000,000	5,000,000	0	0	0	0	5,000,000
Revenue Totals:	0	0	0	5,000,000	5,000,000	5,000,000	0	0	0	0	5,000,000

Expenditures	Budget	Actual+Commit	Available	Prop. Inc./Dec. for 24-25	Budget+Prop. Inc./Dec.	Avail.+Prop. Inc./Dec.	25-26	26-27	27-28	28-29	Total Budgeted up to 2029
CON-ML-BP Construction ML-BP	0	0	0	1,000,000	1,000,000	1,000,000	0	0	0	0	1,000,000
CON-ML-LSR Construction ML-LSR	0	0	0	3,000,000	3,000,000	3,000,000	0	0	0	0	3,000,000
CON-ML-TM Construction ML-TM		0	0	1,000,000	1,000,000	1,000,000	0	0	0	0	1,000,000
Expenditure Totals:		0	0	5,000,000	5,000,000	5,000,000	0	0	0	0	5,000,000

Fund Balance Required	Budget+Prop. Inc./Dec.	Available+Prop. Inc./Dec.
Capital Grants - CIP Projects-3140	0	0

WASTEWATER COLLECTION AND TREATMENT SYSTEM

SYSTEM OVERVIEW

The City of Modesto's wastewater system consists of a collection system with approximately 70 miles of trunk lines, 670 miles of sanitary lines, and 40 wastewater lift stations. An additional 12 miles of trunk lines collect wastewater from the cannery food processors for direct disposal to land.

The treatment of wastewater consists of two facilities: Regional Water Recycling Facility - Sutter Campus ("Sutter Campus") located at Sutter Avenue and Robertson Road, and the Regional Water Recycling Facility - Jennings Campus ("Jennings Campus") located approximately 6.5 miles southwest of the City on Jennings Road,. These wastewater facilities treat more than 9 billion gallons of wastewater annually.

The City of Modesto currently collects and treats an average of 20 million gallons of domestic wastewater per day. Collected domestic wastewater flows into the Sutter Campus where most of the solids are removed through primary treatment. The primary-treated wastewater is then pumped to the Jennings Campus where the domestic flows undergo additional higher level of treatment. Currently, a majority of primary-treated wastewater undergoes secondary biological treatment and tertiary treatment (filtration) at the Jennings Campus. In response to the City's National Pollutant Discharge Elimination

System permit, the City began upgrading its wastewater treatment facilities in 2008 to provide biological nutrient removal (BNR) and tertiary treatment, which includes activated sludge processes, Membrane Bio-Reactors and Ultraviolet disinfection, and produces highly treated water that is suitable for year-round discharge to the San Joaquin River. These tertiary treatment facilities were funded through the both City's wastewater fund and a State Water Resources Control Board (SWRCB) Clean Water State Revolving Fund low-interest



loan. Loan repayments are paid through the City’s wastewater rates. Currently, up to 14.9 million gallons per day can be treated through our tertiary treatment facilities.

Because tertiary water is also suitable for recycling, the City constructed a recycled water pump station, pipelines and appurtenances for the North Valley Regional Recycled Water Program (NVRWP), which delivers Modesto’s recycled water to the Del Puerto Water District, who pays the City for the recycled water, and reimburses the City for construction and pump station operational costs. This project was completed in December of 2017.

The remaining domestic flow continues on to the secondary treatment system, which consists of three fixed-film reactor towers, 334 acres of oxidation ponds, and 126 acres of recirculation channels. The City’s secondary treated wastewater is stored in 596 acres of ponds so it can be used to irrigate fodder crops on 2,450 acres of City-owned land. The un-disinfected secondary-treated water is also blended with Cannery Segregation water for land application during the canning season.

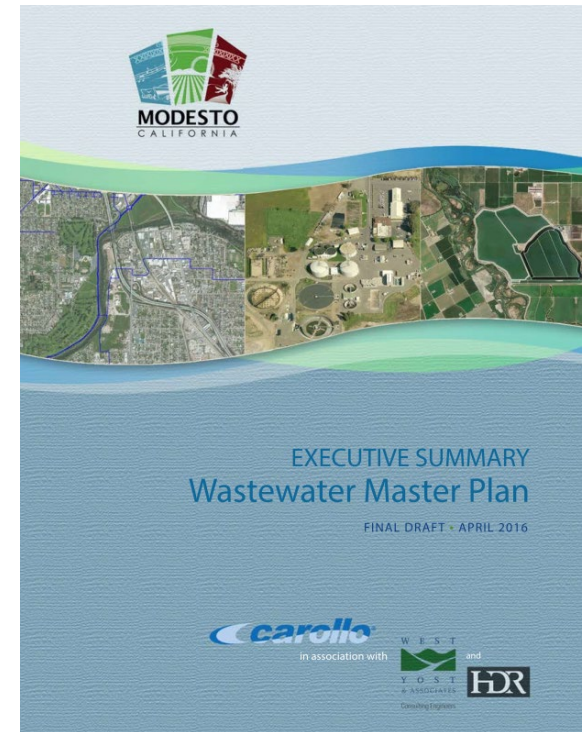
The City’s required pre-treatment program has permitted 64 commercial and industrial facilities. Periodic monitoring is performed to ensure compliance with local and federal limits and to confirm that high quality effluent is available for irrigation, discharge to the San Joaquin River, and to minimize impacts to the treatment facilities.

HIGHLIGHTS

The FY 2024-25 Capital Improvement Program emphasizes the City’s commitment to meet both the current and long-range wastewater needs of the community.

The Wastewater Master Plan (WWMP) and the associated Environmental Impact Report were completed and the Engineer’s Report to the WWMP was adopted by the City Council on December 8, 2022. These documents are used for both short and long-range planning and provides an updated evaluation of the wastewater collection and treatment systems to assess current conditions and future capabilities, as they are key supporting documents in the development and updating of the City’s General Plan, Specific Plans, various Environmental Impact Reports, and help guide new development decisions.

Sewer rates and capacity charges were adopted in April 2022, and were implemented on July 1, 2022. The rate schedule included a five-year plan that ends with FY 26-27.



MAJOR ACCOMPLISHMENTS

- Completion of major wastewater projects, including:
 - Area 2 Stormwater to Sanitary Sewer Cross Connection Removal
 - Jennings Campus Entrance and Exit
 - Sonoma Sanitary Sewer Trunk (second phase) and Tivoli Lift Station
 - Sutter Trunk Phase 2
- Construction of major wastewater projects, including:
 - Plant Structural Improvements
 - River Trunk Gravity System
 - River Trunk Shackleford Pump Station
 - Sutter Parking Lot and Security Upgrade
 - La Loma Sewer Phase 1
 - Jennings Campus Corrosion Control Measures
 - Storm Drain Cross Connection Removal – JM Pike Park
- Various wastewater projects are scheduled to begin construction within FY 24-25:
 - West Trunk Rehabilitation
 - Woodland Lift Station Improvements
 - Sonoma Trunk Phase 3 and 4
 - 2020-2021 Sanitary Sewer Replacement
 - Jennings Well Treatment Improvements
- The following major projects are in the design phase:
 - River Trunk Pump Station
 - East Morris neighborhood Sewer Improvements
 - Codoni Sewer Lift Station Improvements
 - Encina Sewer Lift Station Improvements
 - Santa Rosa and Downtown Trunk Rehabilitation



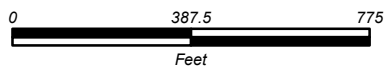
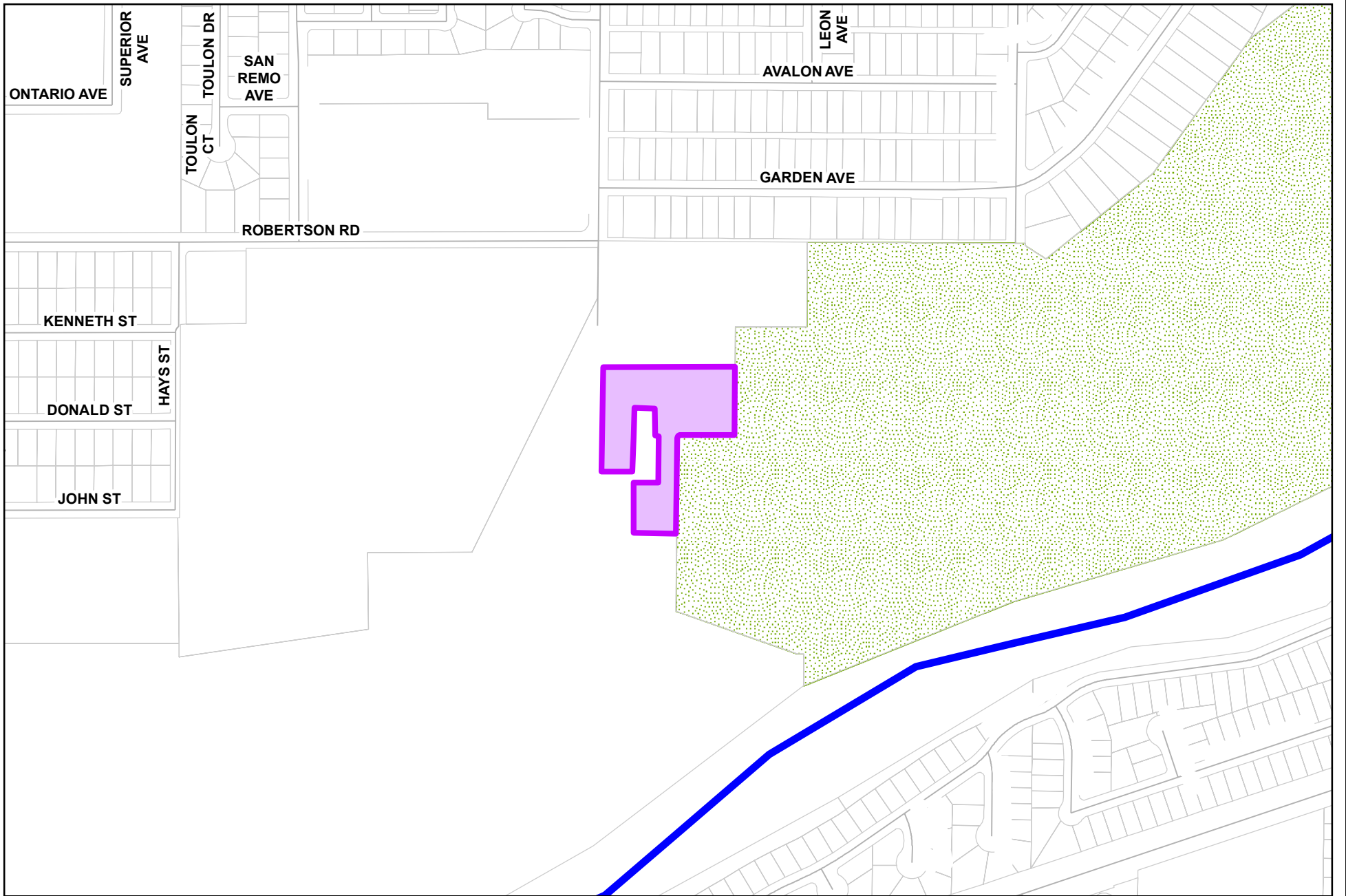
Water Resources Engineering Accomplishments and Scheduled Projects:

- Selected for Building Resilience Infrastructure & Community Program Technical Assistance Grant
- Regional Recycled Water Facility – Sutter Campus Relocation Master Plan (starting summer 2024)
- Applying for Septic-to-Sewer Grant (helps homeowners connect to City sewer system)
- Updating Wastewater System Computer Hydraulic Model



POLICY ISSUES

On April 12, 2022, the City adopted a five-year sewer rate plan and capacity charges. The rates are based on actual costs of service for both wastewater collection and treatment, and incorporate the new capital improvement program. City staff is actively monitoring the sewer fund to ensure that the City meets the revenue requirements for capital projects and adopted financial policies.



City of Modesto

Project #: 100372

UPP - Sutter Plant Parking Lot & Security Upgrade



City of Modesto: 2025-29 Capital Improvement Program

UTL - Sutter Plant Parking Lot & Security Upgrade

100372

Capital Un-sponsored

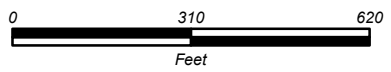
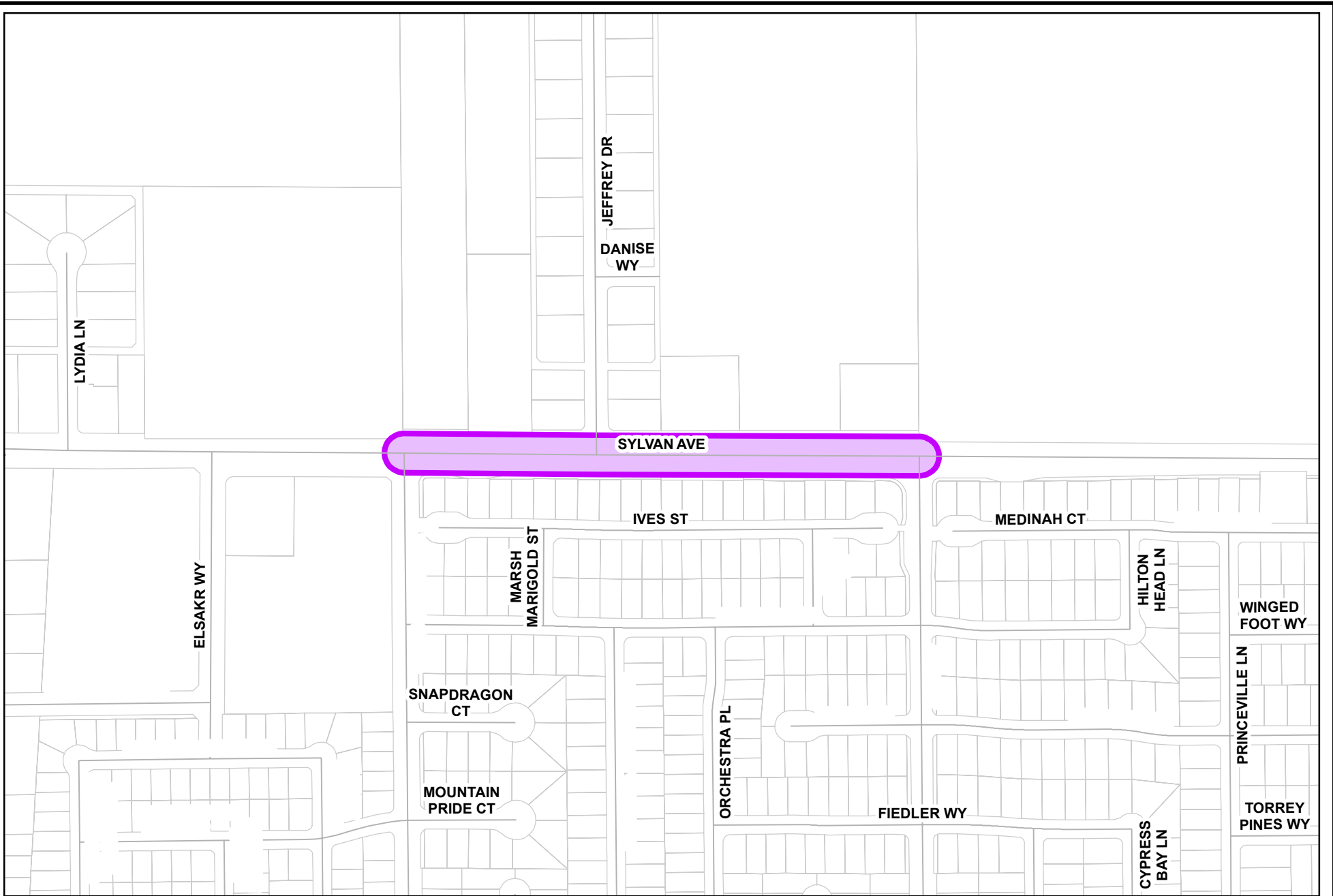
<i>Cost Center:</i> 59999	<i>Category:</i> Wastewater	<i>Start Date:</i> 2019
<i>Hosting Fund:</i> Sewer Operations Fund-4210	<i>Type Class:</i> Expansion	<i>End Date:</i> 2025
<i>Element Listing:</i> Comm Svcs & Fac	<i>Area:</i> Within City	<i>Status:</i> Active
<i>Classification:</i> Improvements	<i>Manager:</i> Ciotau, Cristian C	<i>Const. Code:</i> Under Construction

Proj Desc: This project will provide employee parking, security upgrades and improvements to the plant entrance and septic receiving station.

Proj Stat: The Project is in construction; Projected completion by end of FY 2024/25.

Expenditures	Budget	Actual+Commit	Available	Prop. Inc./Dec. for 24-25	Budget+Prop. Inc./Dec.	Avail.+Prop. Inc./Dec.	25-26	26-27	27-28	28-29	Total Budgeted up to 2029
CA Construction Admin	633,096	28,144	604,952	0	633,096	604,952	0	0	0	0	633,096
CCF City Construct Force	350	350	0	0	350	0	0	0	0	0	350
CON Construction	6,323,880	6,323,880	0	0	6,323,880	0	0	0	0	0	6,323,880
CTGY Contingency - CIP	948,582	0	948,582	0	948,582	948,582	0	0	0	0	948,582
EDA Eng/Design/Admin	1,065,750	897,099	168,651	0	1,065,750	168,651	0	0	0	0	1,065,750
LA Land Acquisition	201,308	201,036	272	0	201,308	272	0	0	0	0	201,308
Expenditure Totals:	9,172,966	7,450,508	1,722,458	0	9,172,966	1,722,458	0	0	0	0	9,172,966

Fund Balance Required	Budget+Prop. Inc./Dec.	Available+Prop. Inc./Dec.
Sewer Operations Fund-4210	9,172,966	1,722,458



City of Modesto

Project #: 100533

UPP - Sonoma Trunk Extension (100530)



City of Modesto: 2025-29 Capital Improvement Program

UTL - Sonoma Trunk Extension (100530) (Suspended)

100533

Capital Un-sponsored

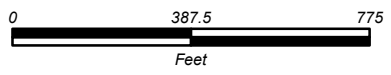
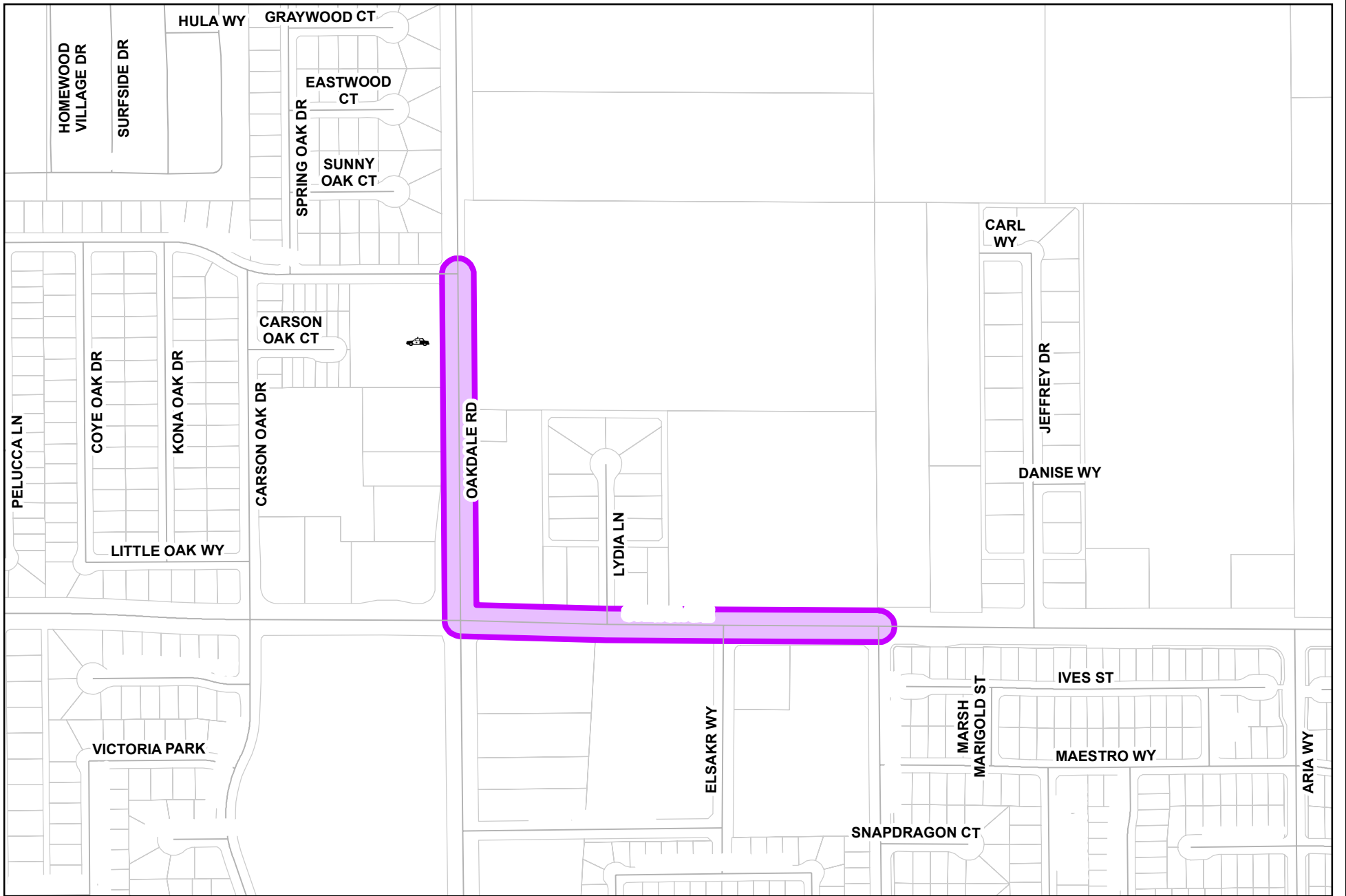
<i>Cost Center:</i> 49999	<i>Category:</i> Wastewater	<i>Start Date:</i> 2018
<i>Hosting Fund:</i> Sewer Operations Fund-4210	<i>Type Class:</i> Expansion	<i>End Date:</i> 2022
<i>Element Listing:</i> Comm Svcs & Fac	<i>Area:</i> Within City	<i>Status:</i> Active
<i>Classification:</i> Improvements	<i>Manager:</i> Ciotau, Cristian C	<i>Const. Code:</i> To be Closed

Proj Desc: This project will provide funding for the extension of the Sonoma Trunk SO-1 as identified in the Wastewater Master Plan. The proposed 27" sewer line from Sylvan Avenue to Aria Way is to serve future development. This project will also fund sewer mains on streets perpendicular to Sylvan Ave.

Proj Stat: Construction completed, under warranty.

Expenditures	Budget	Actual+Commit	Available	Prop. Inc./Dec. for 24-25	Budget+Prop. Inc./Dec.	Avail.+Prop. Inc./Dec.	25-26	26-27	27-28	28-29	Total Budgeted up to 2029
CA Construction Admin	235,009	167,345	67,664	0	235,009	67,664	0	0	0	0	235,009
CCF City Construction Fo	25,000	10,943	14,057	0	25,000	14,057	0	0	0	0	25,000
CON Construction	2,022,180	1,987,952	34,228	0	2,022,180	34,228	0	0	0	0	2,022,180
CTGY-CIP Contingency - CIP	242,662	242,647	15	0	242,662	15	0	0	0	0	242,662
EDA Eng/Design/Admin	329,896	317,971	11,925	0	329,896	11,925	0	0	0	0	329,896
ENV CIP Environmental	0	0	0	0	0	0	0	0	0	0	0
Expenditure Totals:	2,854,747	2,726,858	127,889	0	2,854,747	127,889	0	0	0	0	2,854,747

Fund Balance Required	Budget+Prop. Inc./Dec.	Available+Prop. Inc./Dec.
Sewer Operations Fund-4210	2,854,747	127,889



City of Modesto

Project #: 100534

UPP - New Tivoli Sewer Main to Sonoma Trunk



City of Modesto: 2025-29 Capital Improvement Program

UTL - New Tivoli Sewer Main to Sonoma Trunk

100534

Capital Un-sponsored

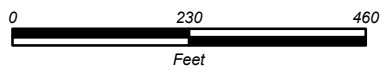
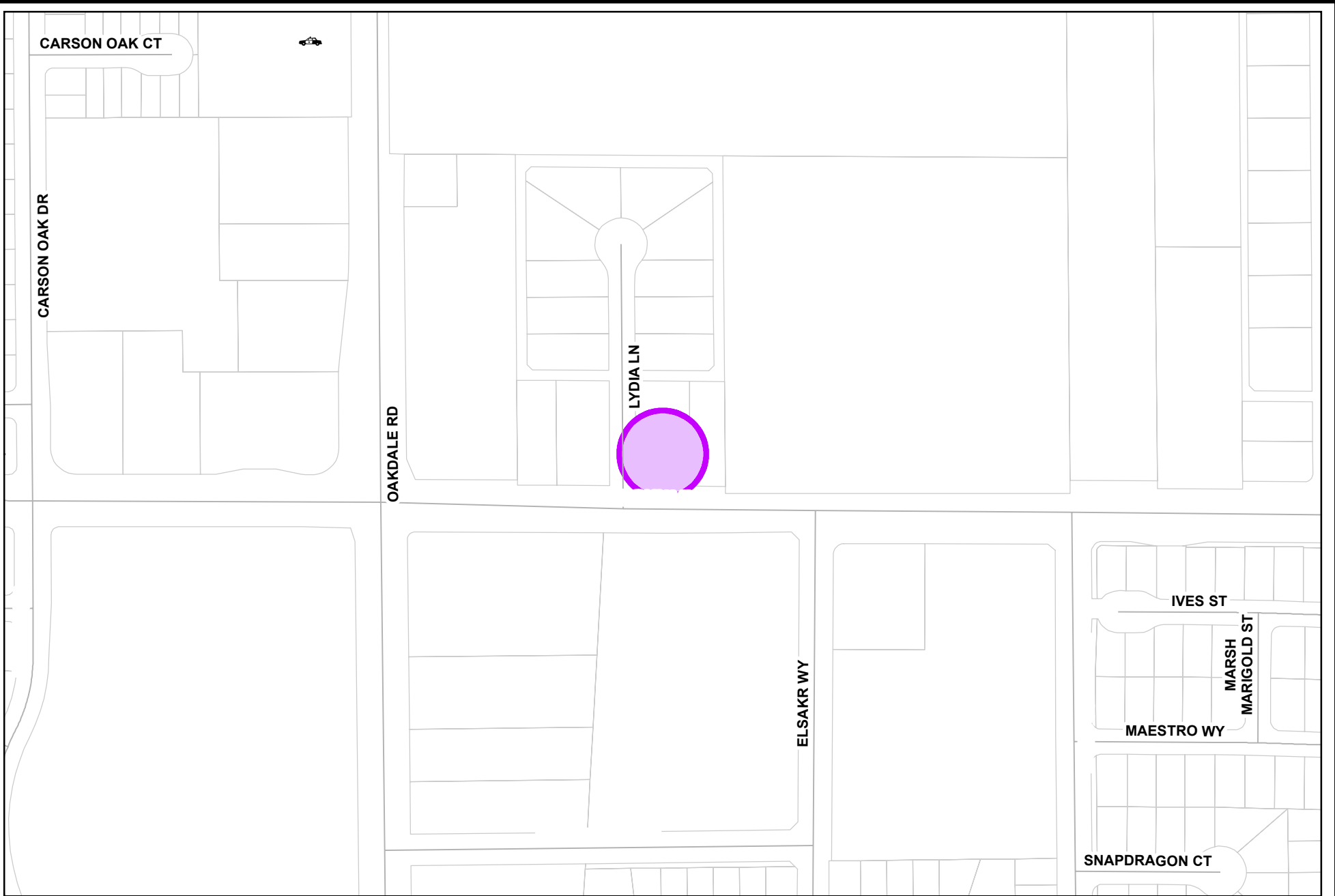
<i>Cost Center:</i> 49999	<i>Category:</i> Wastewater	<i>Start Date:</i>
<i>Hosting Fund:</i> Sewer Operations Fund-4210	<i>Type Class:</i> Expansion	<i>End Date:</i>
<i>Element Listing:</i> Comm Svcs & Fac	<i>Area:</i> Within City	<i>Status:</i> Closed
<i>Classification:</i> Improvements	<i>Manager:</i> Ciotau, Cristian C	<i>Const. Code:</i> To be Closed

Proj Desc: This project will provide funding for sewer mains on Oakdale Road and Sylvan to the Tivoli Lift Station. The proposed sewer mains will serve existing and future development.

Proj Stat: Design is currently being prepared. Sewer main to be connected to proposed lift station (100535).

Expenditures	Budget	Actual+Commit	Available	Prop. Inc./Dec. for 24-25	Budget+Prop. Inc./Dec.	Avail.+Prop. Inc./Dec.	25-26	26-27	27-28	28-29	Total Budgeted up to 2029
CA Construction Admin	177,778	714	177,064	0	177,778	177,064	0	0	0	0	177,778
CON Construction	1,481,480	0	1,481,480	0	1,481,480	1,481,480	0	0	0	0	1,481,480
CTGY-CIP Contingency - CIP	148,149	0	148,149	0	148,149	148,149	0	0	0	0	148,149
EDA Eng/Design/Admin	192,593	66,262	126,331	0	192,593	126,331	0	0	0	0	192,593
Expenditure Totals:	2,000,000	66,976	1,933,024	0	2,000,000	1,933,024	0	0	0	0	2,000,000

Fund Balance Required	Budget+Prop. Inc./Dec.	Available+Prop. Inc./Dec.
Sewer Operations Fund-4210	2,000,000	1,933,024



City of Modesto

Project #: 100535

UPP - Sonoma Trunk Extension Lift Station (100530)



City of Modesto: 2025-29 Capital Improvement Program

UTL - Sonoma Trunk Extension Lift Station (100530)

100535

Capital Un-sponsored

<i>Cost Center:</i> 49999	<i>Category:</i> Wastewater	<i>Start Date:</i> 2018
<i>Hosting Fund:</i> Sewer Operations Fund-4210	<i>Type Class:</i> Rehabilitation - Collections	<i>End Date:</i> 2024
<i>Element Listing:</i> Comm Svcs & Fac	<i>Area:</i> Within City	<i>Status:</i> Active
<i>Classification:</i> Improvements	<i>Manager:</i> Ciotau, Cristian C	<i>Const. Code:</i> Under Construction

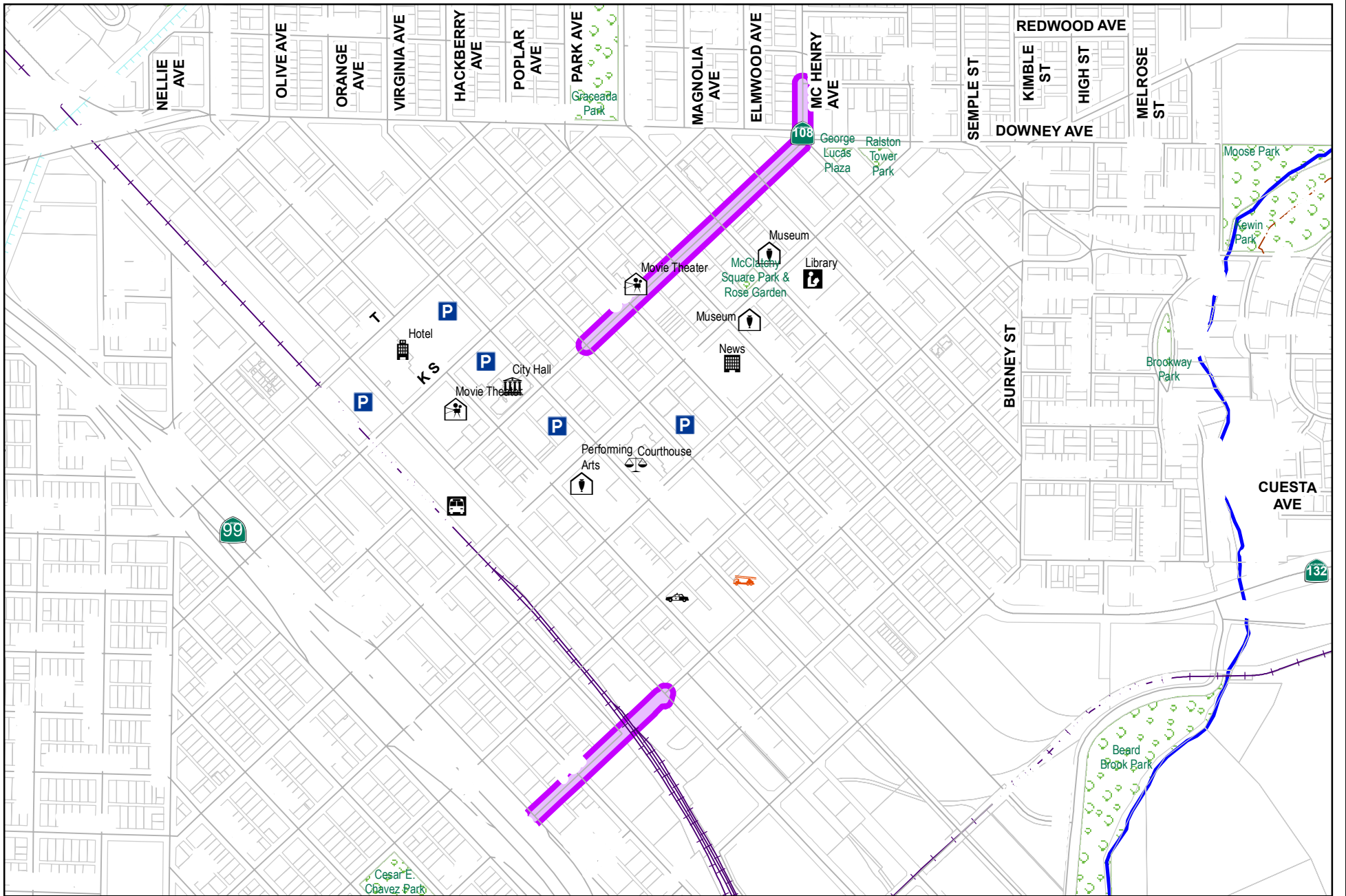
Proj Desc: This project will provide funding for the Tivoli Lift Station as identified in the Wastewater Master Plan. A lift station near Lydia & Sylvan Avenue to pump wastewater into the Sonoma Trunk is necessary due to the Sonoma Trunk being shallow at Sylvan Avenue. The project will include a lift station, force main and additional improvements on the lift station property, in addition to a sewer main on Oakdale and Sylvan.

Proj Stat: Under construction, anticipated completion in Summer 2024.

Revenues	Budget	Actuals+Commit	Available	Prop. Inc./Dec. for 24-25	Bud + Prop. Incr/Decr	Avail. + Prop. Incr/Decr	25-26	26-27	27-28	28-29	Total Budgeted up to 2029
46020 Building/Room Rental - Other	0	101,424	-101,424	0	0	-101,424	0	0	0	0	0
Revenue Totals:	0	101,424	-101,424	0	0	-101,424	0	0	0	0	0

Expenditures	Budget	Actual+Commit	Available	Prop. Inc./Dec. for 24-25	Budget+Prop. Inc./Dec.	Avail.+Prop. Inc./Dec.	25-26	26-27	27-28	28-29	Total Budgeted up to 2029
CA Construction Admin	508,921	397,991	110,930	0	508,921	110,930	0	0	0	0	508,921
CFF City Construction Fo	5,000	0	5,000	0	5,000	5,000	0	0	0	0	5,000
CON Construction	6,348,060	6,348,060	0	0	6,348,060	0	0	0	0	0	6,348,060
CTGY-CIP Contingency - CUO	761,768	569,932	191,836	0	761,768	191,836	0	0	0	0	761,768
EDA Eng/Design/Admin	590,571	515,287	75,284	0	590,571	75,284	0	0	0	0	590,571
ENV CIP Environmental	0	0	0	0	0	0	0	0	0	0	0
LA Land Acquisition	351,568	351,568	0	0	351,568	0	0	0	0	0	351,568
Expenditure Totals:	8,565,888	8,182,837	383,051	0	8,565,888	383,051	0	0	0	0	8,565,888

Fund Balance Required	Budget+Prop. Inc./Dec.	Available+Prop. Inc./Dec.
Sewer Operations Fund-4210	8,565,888	484,476



City of Modesto

Project #: 100642

UPP - Downtown Sewer Improvements - F Street and D Street



City of Modesto: 2025-29 Capital Improvement Program

UTL - Downtown Sewer Improvements - F Street and D Street

100642

Capital Un-sponsored

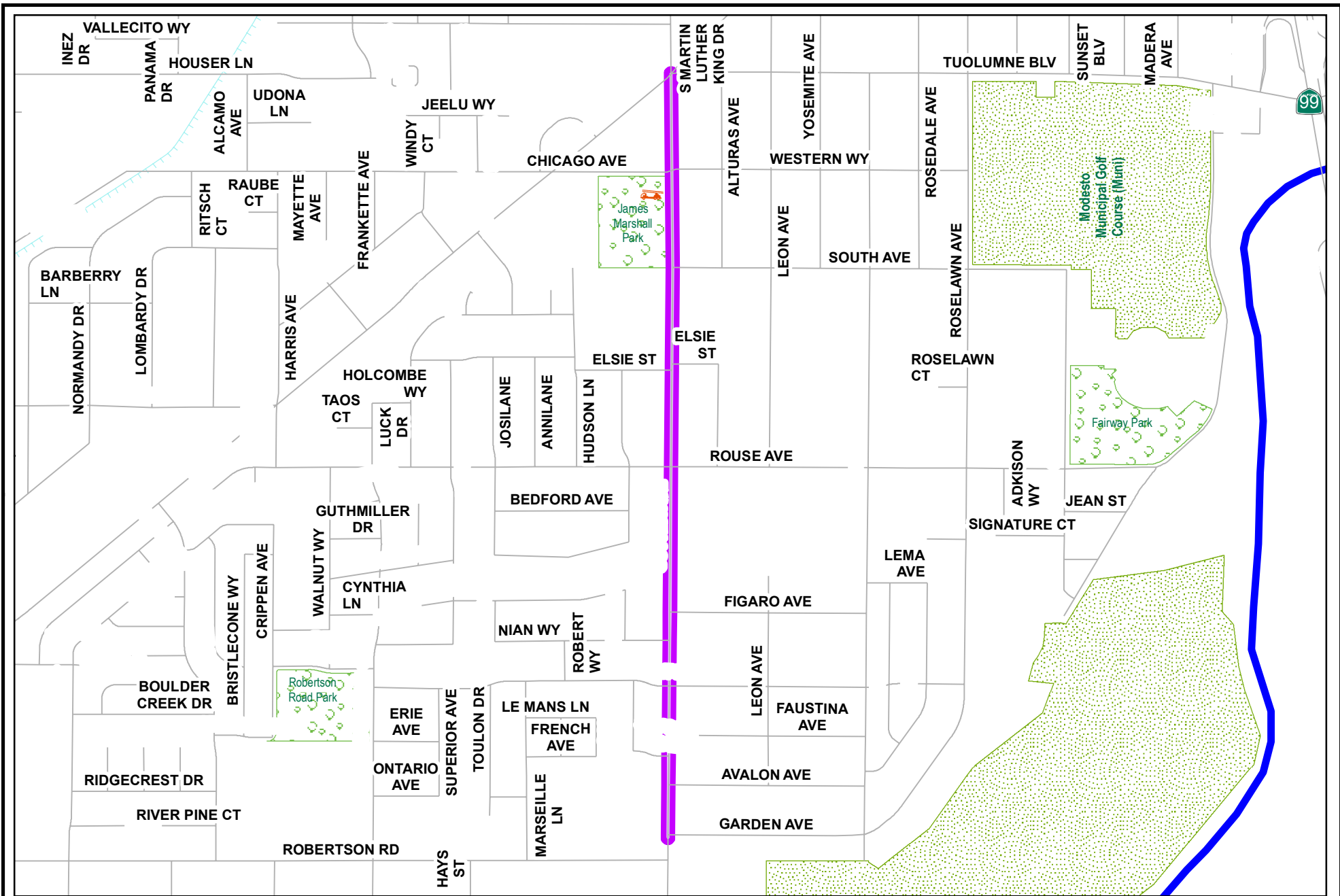
<i>Cost Center:</i> 49999	<i>Category:</i> Wastewater	<i>Start Date:</i> 2021
<i>Hosting Fund:</i> Sewer Operations Fund-4210	<i>Type Class:</i> Wastewater Utility	<i>End Date:</i> 2027
<i>Element Listing:</i> Comm Svcs & Fac	<i>Area:</i> Within City	<i>Status:</i> Active
<i>Classification:</i> Improvements	<i>Manager:</i> Ciotau, Cristian C	<i>Const. Code:</i> New or Future

Proj Desc: This project will provide funding to replace the existing sewer main on F Street from 6th Street to Burney Street, as well as improvements to sewer mains connecting to the F Street main. The D Street sewer system will also be realigned to connect to the new F Street main. The Wastewater Master Plan identified improvements to the F Street sewer (DT-5) and D Street sewer (DT-3, DT-4). These improvements are being combined under this project.

Proj Stat: Design is scheduled to begin spring FY 24/25. Construction anticipated for FY 26/27.

Expenditures	Budget	Actual+Commit	Available	Prop. Inc./Dec. for 24-25	Budget+Prop. Inc./Dec.	Avail.+Prop. Inc./Dec.	25-26	26-27	27-28	28-29	Total Budgeted up to 2029
CA Construction Admin	0	6,241	-6,241	0	0	-6,241	0	0	0	0	0
EDA Eng/Design/Admin	200,000	12,044	187,956	0	200,000	187,956	0	0	0	0	200,000
Expenditure Totals:	200,000	18,285	181,715	0	200,000	181,715	0	0	0	0	200,000

Fund Balance Required	Budget+Prop. Inc./Dec.	Available+Prop. Inc./Dec.
Sewer Operations Fund-4210	200,000	181,715



City of Modesto

Project #: 100646
 UPP - River Trunk Realignment



City of Modesto: 2025-29 Capital Improvement Program

UTL - River Trunk Realignment

100646
Capital Un-sponsored

<i>Cost Center:</i> 49999	<i>Category:</i> Wastewater	<i>Start Date:</i> 2016
<i>Hosting Fund:</i> Sewer Operations Fund-4210	<i>Type Class:</i> Wastewater Utility	<i>End Date:</i> 2029
<i>Element Listing:</i> Comm Svcs & Fac	<i>Area:</i> Within City	<i>Status:</i> Active
<i>Classification:</i> Improvements	<i>Manager:</i> Ciotau, Cristian C	<i>Const. Code:</i> New or Future

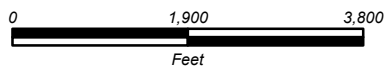
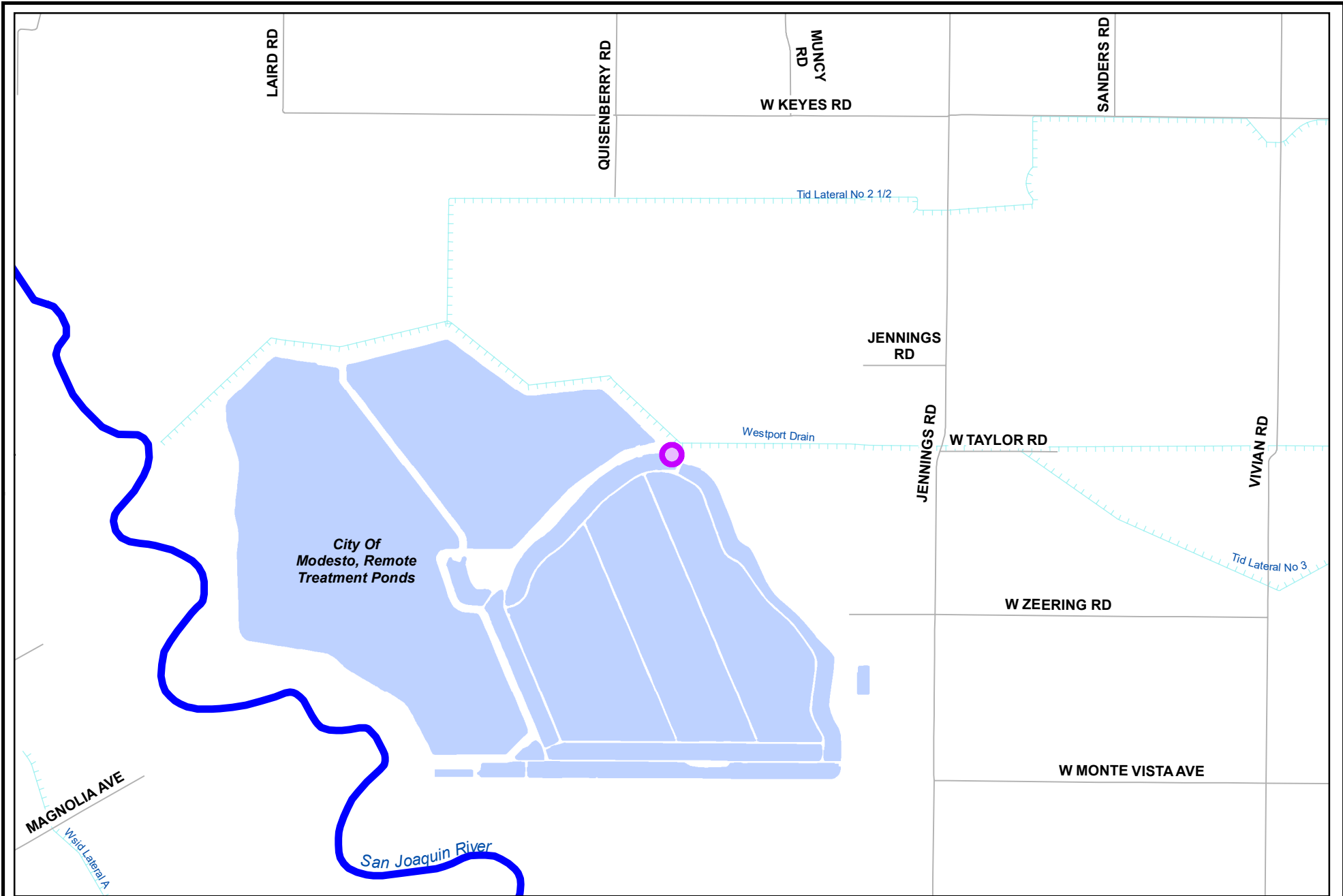
Proj Desc: This project will provide funding to combine Wastewater Master Plan CIPs (Sutter Trunks S-1) to realign the River Trunk away from the Tuolumne River and a new underground lift station.

Proj Stat: In design, anticipating construction to start summer 2025.

Revenues	Budget	Actuals+Commit	Available	Prop. Inc./Dec. for 24-25	Bud + Prop. Incr/Decr	Avail.+ Prop. Incr/Decr	25-26	26-27	27-28	28-29	Total Budgeted up to 2029
46004 Miscellaneous Lease	0	21,000	-21,000	0	0	-21,000	0	0	0	0	0
47020 Refunds, Damages, and Cost Recovery	0	33,298	-33,298	0	0	-33,298	0	0	0	0	0
Revenue Totals:	0	54,298	-54,298	0	0	-54,298	0	0	0	0	

Expenditures	Budget	Actual+Commit	Available	Prop. Inc./Dec. for 24-25	Budget+Prop. Inc./Dec.	Avail.+Prop. Inc./Dec.	25-26	26-27	27-28	28-29	Total Budgeted up to 2029
CA Construction Admin	1,387,063	31,720	1,355,343	0	1,387,063	1,355,343	0	0	0	0	1,387,063
CON Construction	8,036,284	13,990	8,022,294	0	8,036,284	8,022,294	0	0	0	0	8,036,284
CTGY-CIP Contingency - CIP	1,333,333	0	1,333,333	0	1,333,333	1,333,333	0	0	0	0	1,333,333
EDA Eng/Design/Admin	9,099,060	8,597,700	501,360	0	9,099,060	501,360	0	0	0	0	9,099,060
LA Land Acquisition	3,176,205	2,674,937	501,268	0	3,176,205	501,268	0	0	0	0	3,176,205
Expenditure Totals:	23,031,945	11,318,347	11,713,598	0	23,031,945	11,713,598	0	0	0	0	23,031,945

Fund Balance Required	Budget+Prop. Inc./Dec.	Available+Prop. Inc./Dec.
Sewer Operations Fund-4210	23,031,945	11,767,896



City of Modesto

Project #: 100648

UPP - New Jennings WQC Entrance/Exit



City of Modesto: 2025-29 Capital Improvement Program

UTL - New Jennings WQC Entrance/Exit - Suspended

100648
Capital Un-sponsored

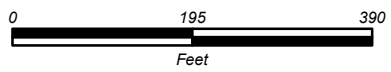
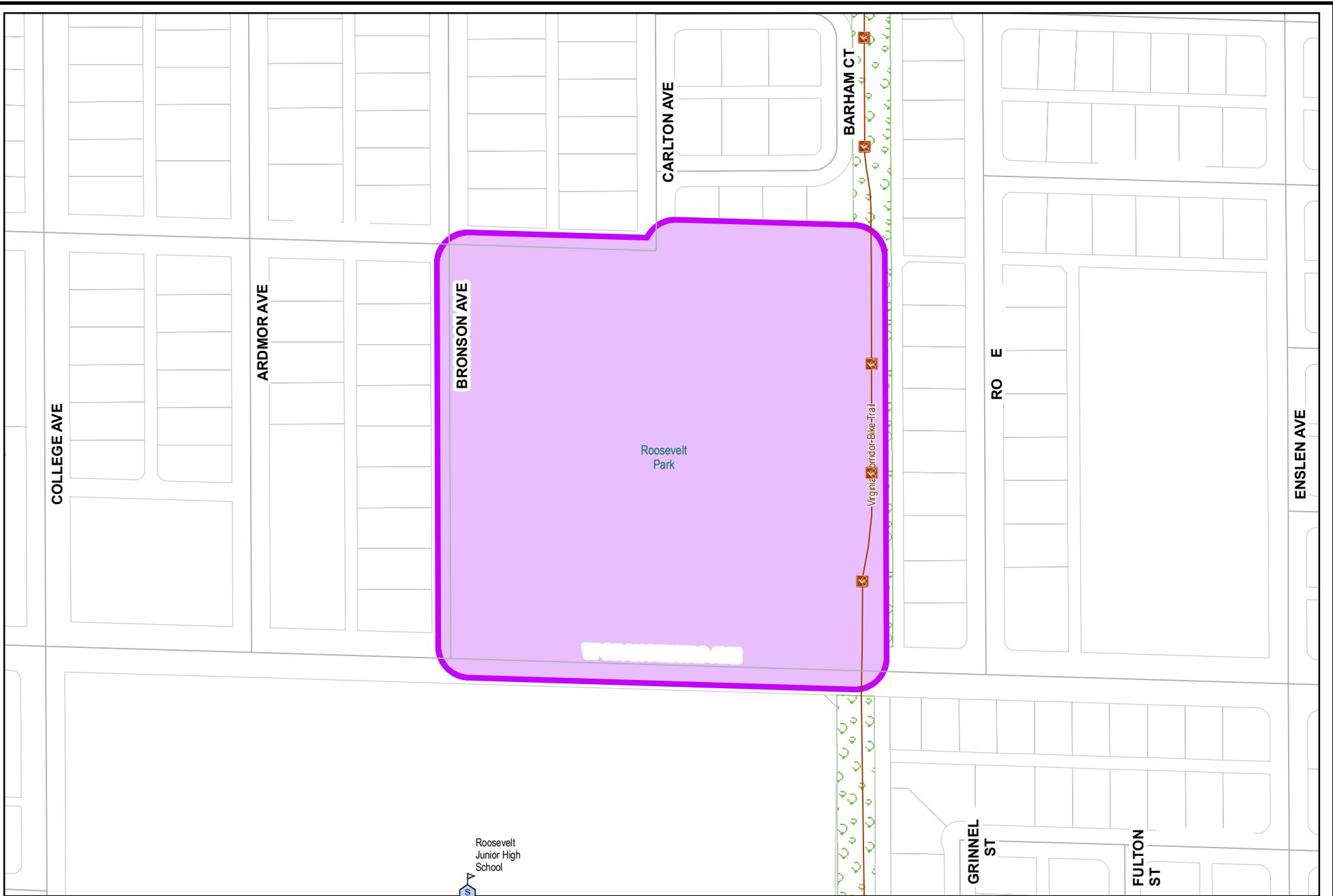
<i>Cost Center:</i> 49999	<i>Category:</i> Wastewater	<i>Start Date:</i> 2019
<i>Hosting Fund:</i> Sewer Operations Fund-4210	<i>Type Class:</i> Wastewater Utility	<i>End Date:</i> 2023
<i>Element Listing:</i> Comm Svcs & Fac	<i>Area:</i> Within City	<i>Status:</i> Active
<i>Classification:</i> Improvements	<i>Manager:</i> Ciotau, Cristian C	<i>Const. Code:</i> Construction Completed

Proj Desc: This project will provide funding for a new entrance into the Jennings Treatment Plant as well as street overlay improvements on Jennings Road from Taylor Road to Monte Vista.

Proj Stat: Construction to be completed in Spring of 2023.

Expenditures	Budget	Actual+Commit	Available	Prop. Inc./Dec. for 24-25	Budget+Prop. Inc./Dec.	Avail.+Prop. Inc./Dec.	25-26	26-27	27-28	28-29	Total Budgeted up to 2029
CA Construction Admin	365,689	330,948	34,741	0	365,689	34,741	0	0	0	0	365,689
CCF City Construction Fo	3,000	0	3,000	0	3,000	3,000	0	0	0	0	3,000
CON Construction	3,652,785	3,123,329	529,456	0	3,652,785	529,456	0	0	0	0	3,652,785
CTGY-CIP Contingency - CIP	438,334	409,686	28,648	0	438,334	28,648	0	0	0	0	438,334
EDA Eng/Design/Admin	344,891	286,814	58,077	0	344,891	58,077	0	0	0	0	344,891
Expenditure Totals:	4,804,699	4,150,777	653,922	0	4,804,699	653,922	0	0	0	0	4,804,699

Fund Balance Required	Budget+Prop. Inc./Dec.	Available+Prop. Inc./Dec.
Sewer Operations Fund-4210	4,804,699	653,922



City of Modesto

Project #: 100793

UPP - Roosevelt Park Storm Drain Cross Connection Removal



City of Modesto: 2025-29 Capital Improvement Program

UTL - Roosevelt Park Storm Drain Cross Connection Removal (Suspended)

100793

Capital Un-sponsored

<i>Cost Center:</i> 49999	<i>Category:</i> Wastewater	<i>Start Date:</i> 2018
<i>Hosting Fund:</i> Sewer Operations Fund-4210	<i>Type Class:</i> Wastewater Utility	<i>End Date:</i> 2022
<i>Element Listing:</i> Comm Svcs & Fac	<i>Area:</i> Within City	<i>Status:</i> Active
<i>Classification:</i> Improvements	<i>Manager:</i> Ciotau, Cristian C	<i>Const. Code:</i> Construction Completed

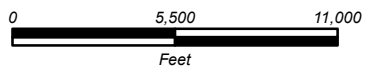
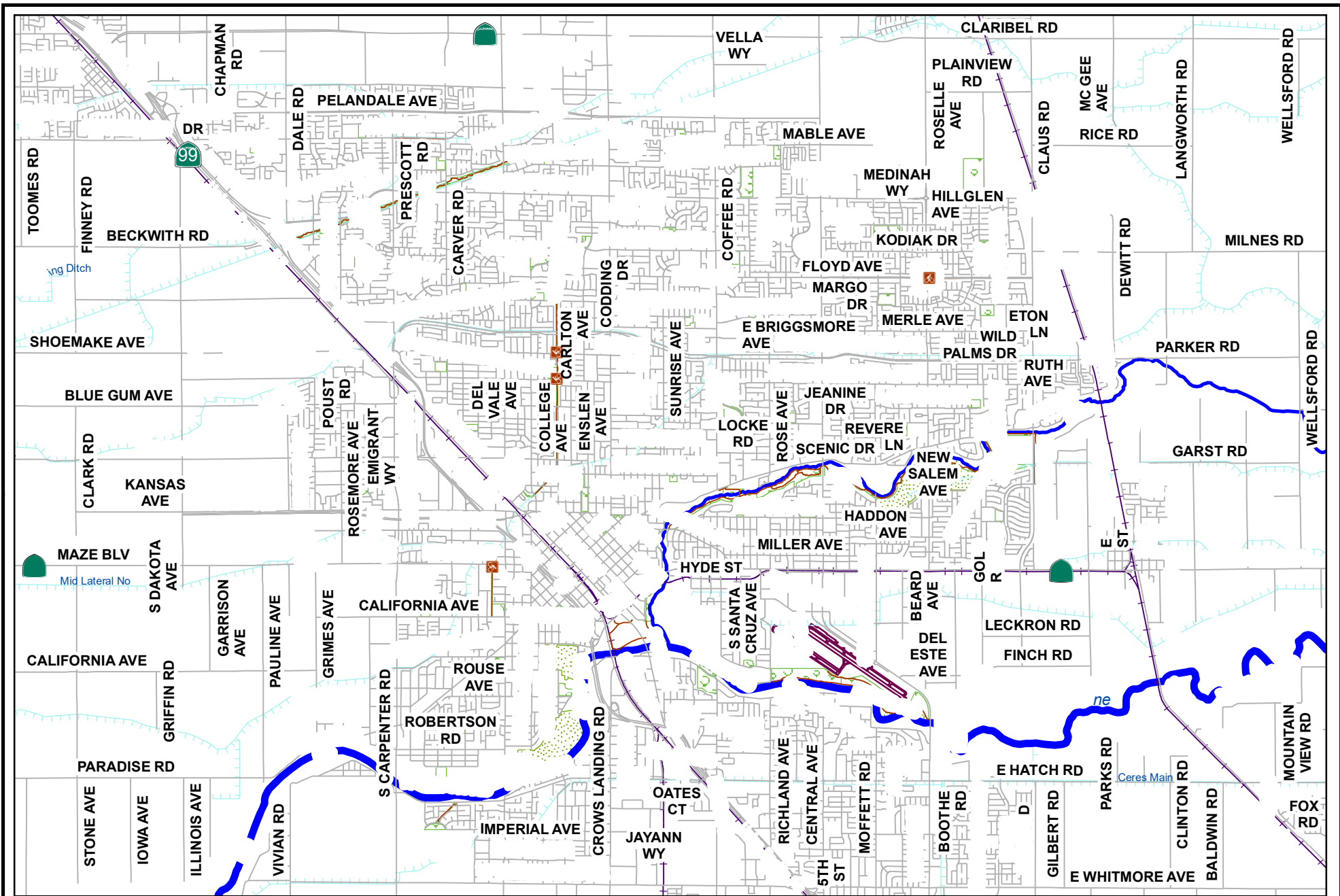
Proj Desc: The Preliminary Design Report (PDR) for the Area 2 Storm Drain Cross Connection Removal has been completed and approved. The first phase, Garrison Park, has been completed. This project will provide funding for the Final Design of the next phase; Roosevelt Park, and will remove existing storm drain cross connections into the sewer system and provide necessary storm drain improvements resulting from the cross connections being removed.

Proj Stat: Under Warranty

Revenues	Budget	Actuals+Commit	Available	Prop. Inc./Dec. for 24-25	Bud + Prop. Incr/Decr	Avail. + Prop. Incr/Decr	25-26	26-27	27-28	28-29	Total Budgeted up to 2029
42210 Intergov - State - Department of Water Resources	4,619,290	4,642,626	-23,336	0	4,619,290	-23,336	0	0	0	0	4,619,290
47020 Refunds, Damages, and Cost Recovery	0	30	-30	0	0	-30	0	0	0	0	0
Revenue Totals:	4,619,290	4,642,656	-23,366	0	4,619,290	-23,366	0	0	0	0	4,619,290

Expenditures	Budget	Actual+Commit	Available	Prop. Inc./Dec. for 24-25	Budget+Prop. Inc./Dec.	Avail.+Prop. Inc./Dec.	25-26	26-27	27-28	28-29	Total Budgeted up to 2029
CA Construction Admin	818,262	693,014	125,248	0	818,262	125,248	0	0	0	0	818,262
CCF City Construct Force	14,538	14,438	100	0	14,538	100	0	0	0	0	14,538
CON Construction	6,143,701	6,068,989	74,712	0	6,143,701	74,712	0	0	0	0	6,143,701
CTGY-CIP Contingency - CIP	469,293	466,431	2,862	0	469,293	2,862	0	0	0	0	469,293
EDA Eng/Design/Admin	690,295	665,294	25,001	0	690,295	25,001	0	0	0	0	690,295
Expenditure Totals:	8,136,089	7,908,165	227,924	0	8,136,089	227,924	0	0	0	0	8,136,089

Fund Balance Required	Budget+Prop. Inc./Dec.	Available+Prop. Inc./Dec.
Sewer Operations Fund-4210	3,516,799	251,290



City of Modesto

Project #: 100815

PW - Wastewater On-Call Engineering



City of Modesto: 2025-29 Capital Improvement Program

PW - Wastewater On-Call Engineering

100815
Capital Un-sponsored

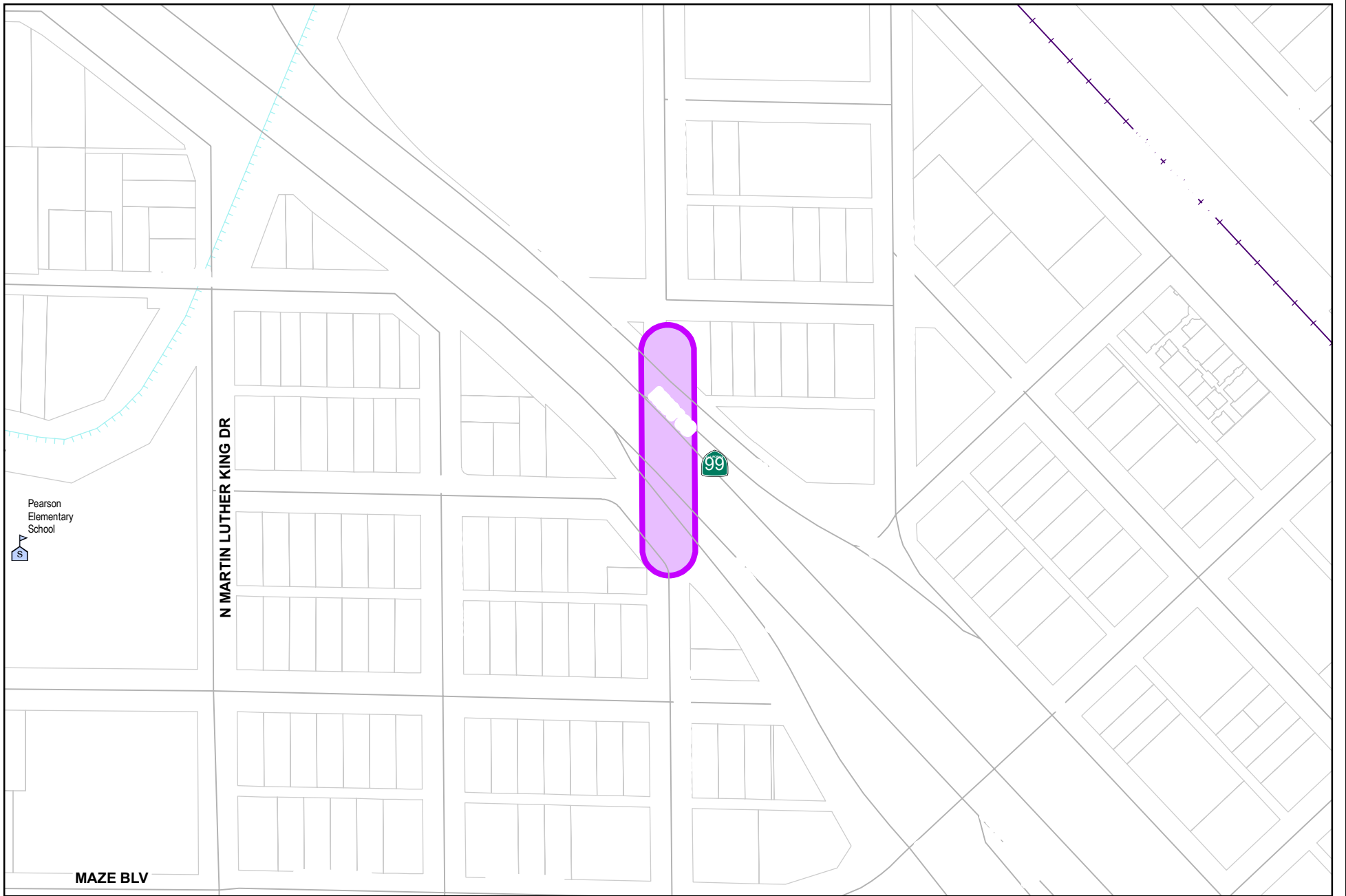
<i>Cost Center:</i> 59999	<i>Category:</i> Wastewater	<i>Start Date:</i>
<i>Hosting Fund:</i> Sewer Operations Fund-4210	<i>Type Class:</i> Maintenance	<i>End Date:</i>
<i>Element Listing:</i> Public Safety	<i>Area:</i> Within City	<i>Status:</i> New
<i>Classification:</i> Maintenance	<i>Manager:</i> Anhalt, Laura	<i>Const. Code:</i> New or Future

Proj Desc: This project will be used for Wastewater On Call Engineering needs for Sutter and Jennings Wastewater Treatment Plant, Lift Stations and Collections.

Proj Stat: This is an on-going five year project. Agreements end in September, 2019. No new funds are being added.

Expenditures	Budget	Actual+Commit	Available	Prop. Inc./Dec. for 24-25	Budget+Prop. Inc./Dec.	Avail.+Prop. Inc./Dec.	25-26	26-27	27-28	28-29	Total Budgeted up to 2029
CC Consultant Charges	1,000,000	770,424	229,576	0	1,000,000	229,576	0	0	0	0	1,000,000
Expenditure Totals:	1,000,000	770,424	229,576	0	1,000,000	229,576	0	0	0	0	1,000,000

Fund Balance Required	Budget+Prop. Inc./Dec.	Available+Prop. Inc./Dec.
Sewer Operations Fund-4210	1,000,000	229,576



Pearson
Elementary
School

N MARTIN LUTHER KING DR

MAZE BLV

99



City of Modesto

Project #: 100842

UPP - Sutter Trunk Rehabilitation and Reliability



City of Modesto: 2025-29 Capital Improvement Program

UTL - Sutter Trunk Rehabilitation and Reliability

100842

Capital Un-sponsored

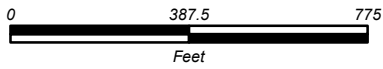
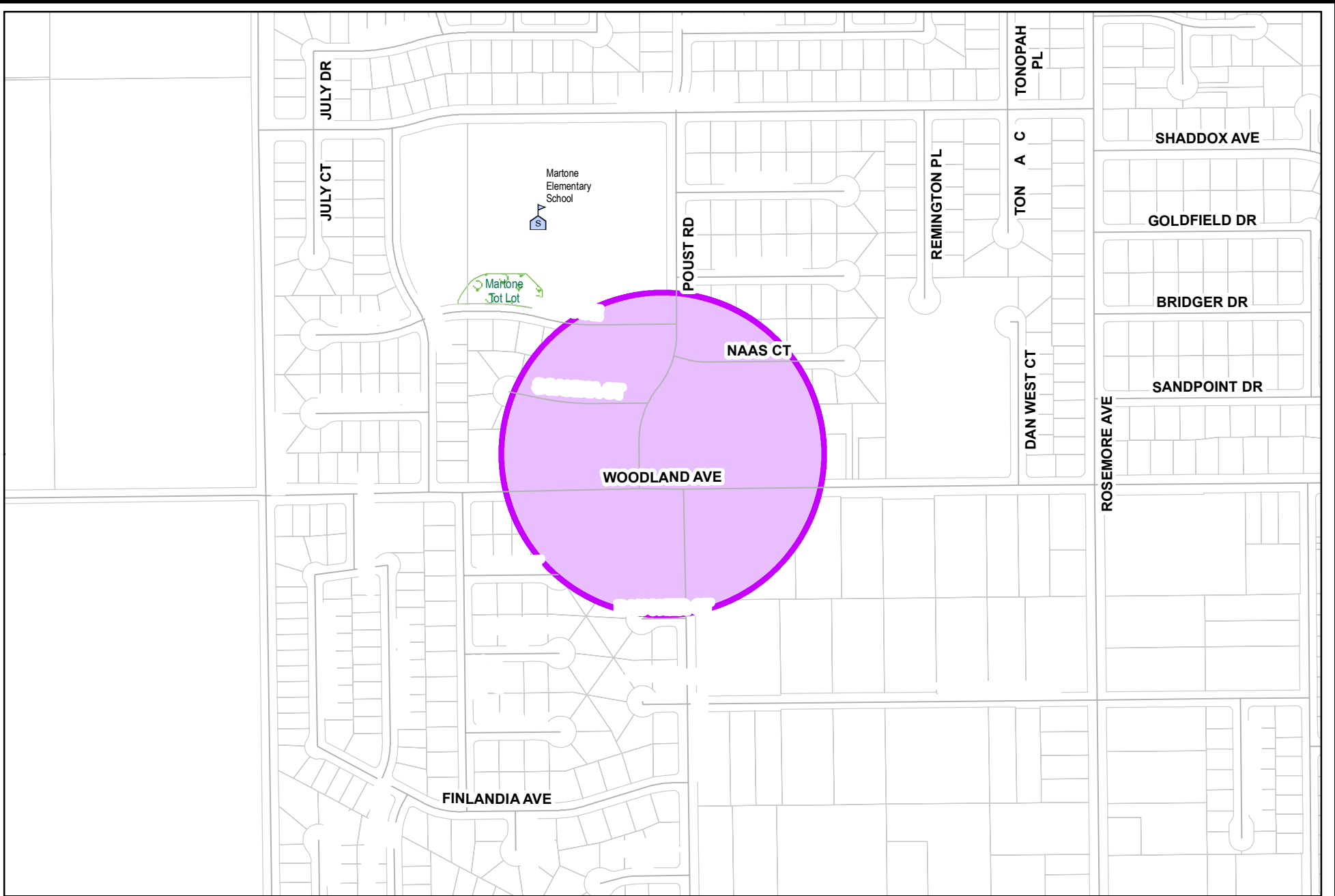
<i>Cost Center:</i> 49999	<i>Category:</i> Wastewater	<i>Start Date:</i> 2018
<i>Hosting Fund:</i> Sewer Operations Fund-4210	<i>Type Class:</i> Wastewater Utility	<i>End Date:</i> 2022
<i>Element Listing:</i> Comm Svcs & Fac	<i>Area:</i> Within City	<i>Status:</i> Active
<i>Classification:</i> Improvements	<i>Manager:</i> Ciotau, Cristian C	<i>Const. Code:</i> Construction Completed

Proj Desc: This project will provide funding for the Sutter Trunk which crosses Highway 99 near Jefferson Street as a 16-inch diameter pipeline. This project will construct a second 377-foot, 16-inch diameter pipeline. Following construction of the second pipeline, the existing segment would be rehabilitated. These improvements are referred to as project S4a and S4b in the Wastewater Master Plan.

Proj Stat: Under Warranty

Expenditures	Budget	Actual+Commit	Available	Prop. Inc./Dec. for 24-25	Budget+Prop. Inc./Dec.	Avail.+Prop. Inc./Dec.	25-26	26-27	27-28	28-29	Total Budgeted up to 2029
CA Construction Admin	320,000	347,783	-27,783	0	320,000	-27,783	0	0	0	0	320,000
CON Construction	3,925,000	3,258,041	666,959	0	3,925,000	666,959	0	0	0	0	3,925,000
CTGY-CIP Contingency - CIP	400,000	170,212	229,788	0	400,000	229,788	0	0	0	0	400,000
EDA Eng/Design/Admin	617,011	568,781	48,230	0	617,011	48,230	0	0	0	0	617,011
Expenditure Totals:	5,262,011	4,344,817	917,194	0	5,262,011	917,194	0	0	0	0	5,262,011

Fund Balance Required	Budget+Prop. Inc./Dec.	Available+Prop. Inc./Dec.
Sewer Operations Fund-4210	5,262,011	917,194



City of Modesto

Project #: 100844

UTL - Woodland Lift Station Rehabilitation



City of Modesto: 2025-29 Capital Improvement Program

UTL - Woodland Lift Station Rehabilitation

100844

Capital Un-sponsored

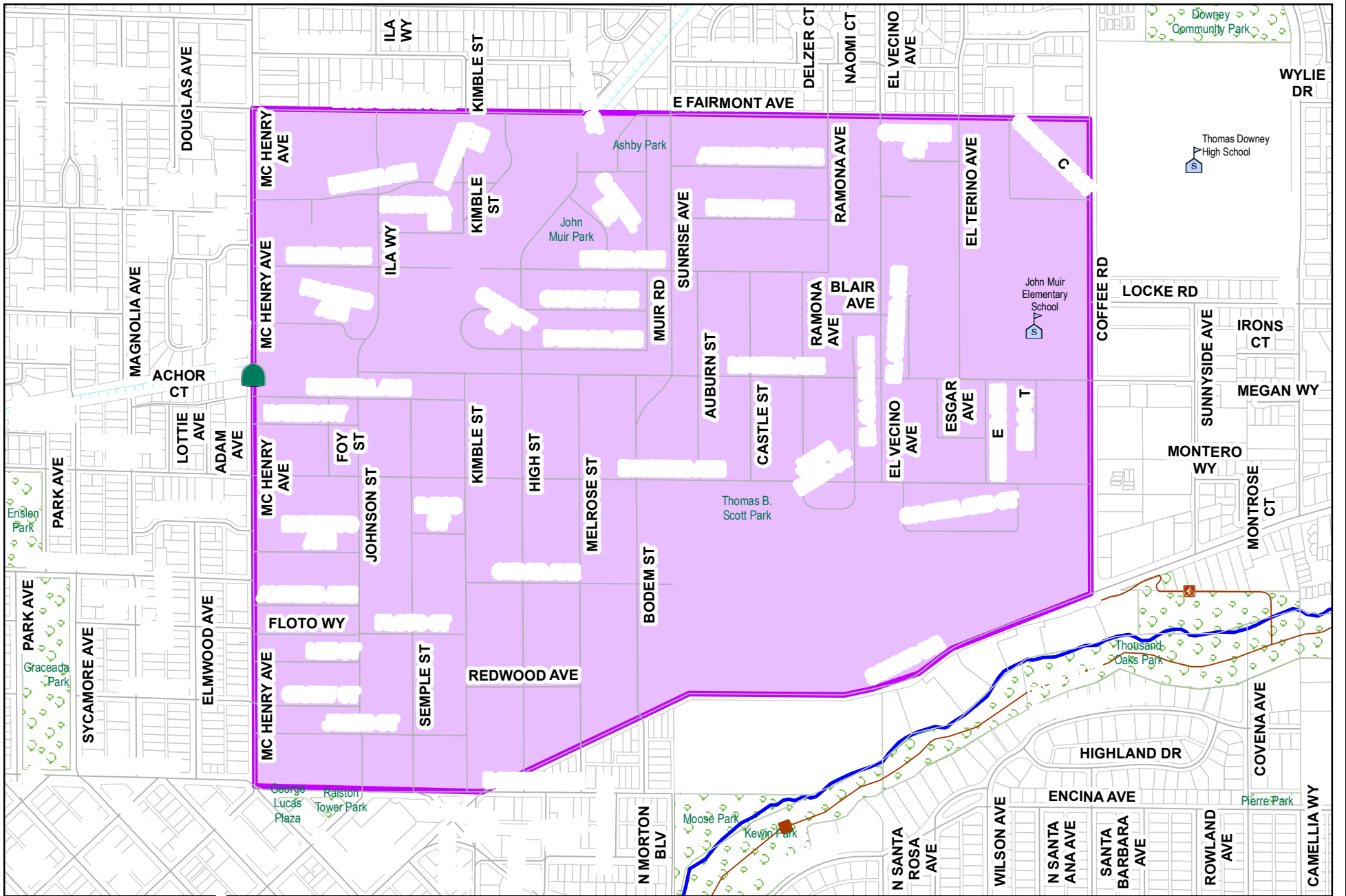
<i>Cost Center:</i> 49999	<i>Category:</i> Wastewater	<i>Start Date:</i> 2018
<i>Hosting Fund:</i> Sewer Operations Fund-4210	<i>Type Class:</i> Wastewater Utility	<i>End Date:</i> 2026
<i>Element Listing:</i> Comm Svcs & Fac	<i>Area:</i> Within City	<i>Status:</i> Active
<i>Classification:</i> Improvements	<i>Manager:</i> Ciotau, Cristian C	<i>Const. Code:</i> New or Future

Proj Desc: This project will provide rehabilitation improvements to the Woodland sewer lift station. Improvements include pump and piping replacement, access hatch replacement, control upgrades, rehabilitation to the odor control system and painting of the existing building. The project will also include further evaluation to identify other components in need of replacement or upgrades.

Proj Stat: Construction to begin by end of FY 23/24.

Expenditures	Budget	Actual+Commit	Available	Prop. Inc./Dec. for 24-25	Budget+Prop. Inc./Dec.	Avail.+Prop. Inc./Dec.	25-26	26-27	27-28	28-29	Total Budgeted up to 2029
CA Construction Admin	73,611	694	72,917	0	73,611	72,917	0	0	0	0	73,611
CON Construction	1,200,000	0	1,200,000	0	1,200,000	1,200,000	0	0	0	0	1,200,000
CTGY-CIP Contingency - CIP	120,005	0	120,005	0	120,005	120,005	0	0	0	0	120,005
EDA Eng/Design/Admin	150,000	99,046	50,954	0	150,000	50,954	0	0	0	0	150,000
Expenditure Totals:	1,543,616	99,740	1,443,876	0	1,543,616	1,443,876	0	0	0	0	1,543,616

Fund Balance Required	Budget+Prop. Inc./Dec.	Available+Prop. Inc./Dec.
Sewer Operations Fund-4210	1,543,616	1,443,876



City of Modesto

Project #: 100847



UTL-This project is to replace existing sewer mains in the East Morris neighborhood.



MODESTO CALIFORNIA

City of Modesto: 2025-29 Capital Improvement Program

UTL - East Morris Neighborhood Sewer Replacement

100847

Capital Un-sponsored

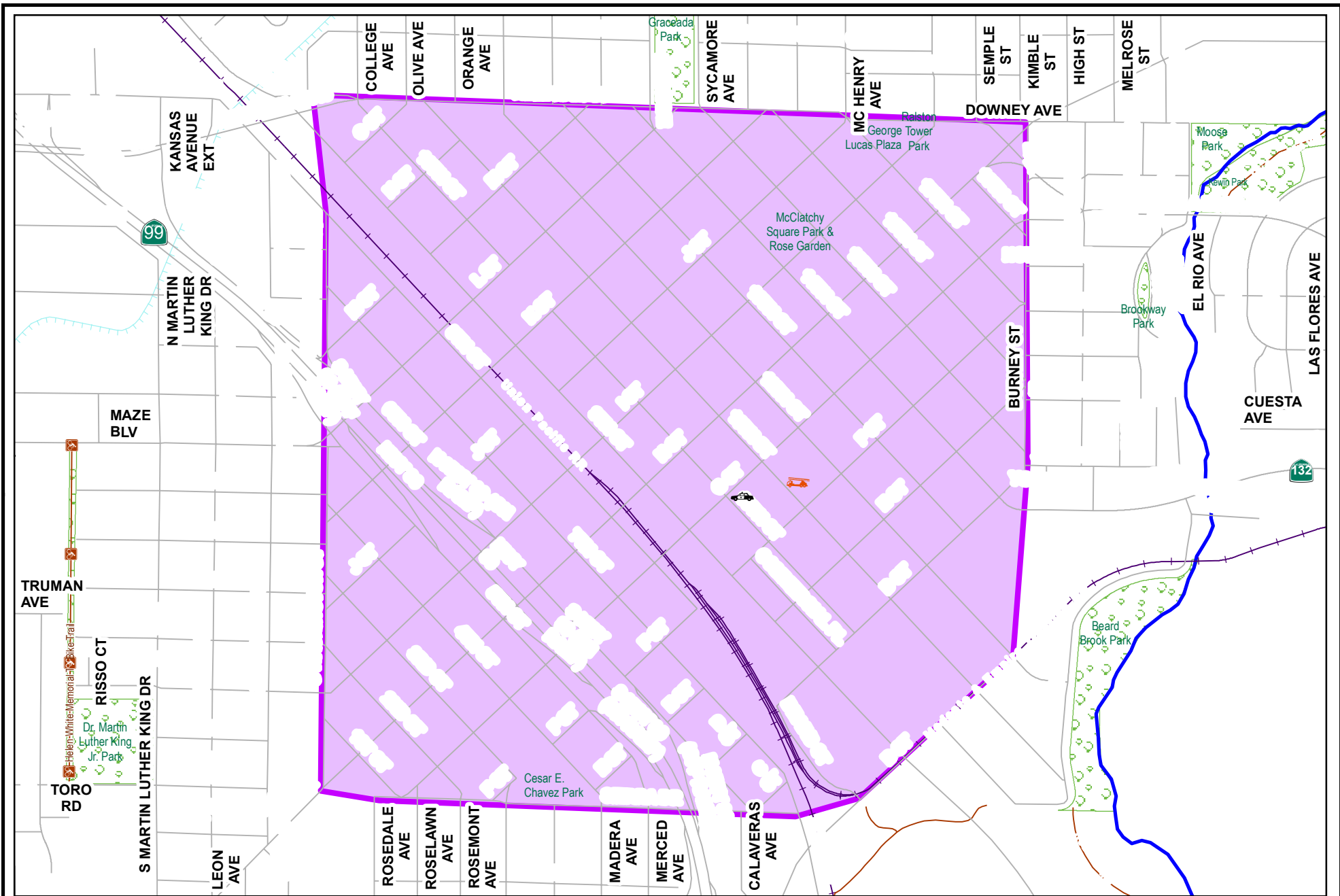
<i>Cost Center:</i> 49999	<i>Category:</i> Wastewater	<i>Start Date:</i> 2018
<i>Hosting Fund:</i> Sewer Operations Fund-4210	<i>Type Class:</i> Wastewater Utility	<i>End Date:</i> 2026
<i>Element Listing:</i> Comm Svcs & Fac	<i>Area:</i> Within City	<i>Status:</i> Active
<i>Classification:</i> Improvements	<i>Manager:</i> Ciotau, Cristian C	<i>Const. Code:</i> New or Future

Proj Desc: This project will provide funding to replace existing sewer mains in the East Morris neighborhood. This area is between McHenry and Coffee, and Downey and Fairmont. This is one of the oldest sewer systems in the City and has several deficiencies. Project to be completed in phases.

Proj Stat: Design being prepared. Construction anticipated FY 24/25.

Expenditures	Budget	Actual+Commit	Available	Prop. Inc./Dec. for 24-25	Budget+Prop. Inc./Dec.	Avail.+Prop. Inc./Dec.	25-26	26-27	27-28	28-29	Total Budgeted up to 2029
CA Construction Admin	100,000	0	100,000	0	100,000	100,000	0	0	0	0	100,000
CON Construction	1,000,000	0	1,000,000	0	1,000,000	1,000,000	0	0	0	0	1,000,000
CTGY-CIP Contingency - CIP	100,000	0	100,000	0	100,000	100,000	0	0	0	0	100,000
EDA Eng/Design/Admin	2,354,400	2,045,995	308,405	0	2,354,400	308,405	0	0	0	0	2,354,400
Expenditure Totals:	3,554,400	2,045,995	1,508,405	0	3,554,400	1,508,405	0	0	0	0	3,554,400

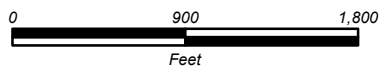
Fund Balance Required	Budget+Prop. Inc./Dec.	Available+Prop. Inc./Dec.
Sewer Operations Fund-4210	3,554,400	1,508,405



City of Modesto

Project #: 100861

UPP - Downtown Sewer Collection System Replacement



City of Modesto: 2025-29 Capital Improvement Program

UTL - Downtown Sewer Collection System Replacement

100861

Capital Un-sponsored

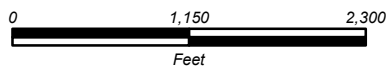
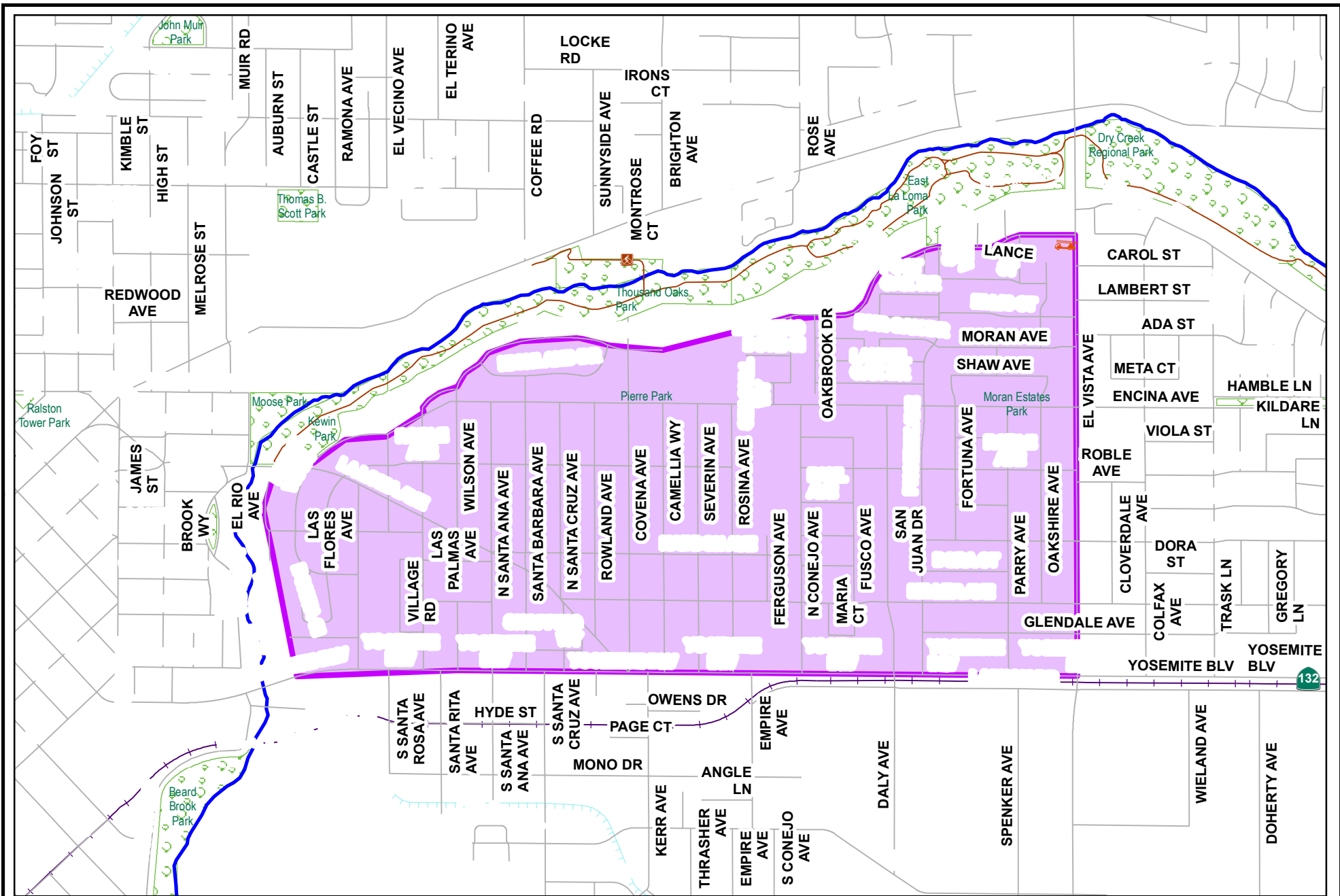
<i>Cost Center:</i> 49999	<i>Category:</i> Wastewater	<i>Start Date:</i> 2018
<i>Hosting Fund:</i> Sewer Operations Fund-4210	<i>Type Class:</i> Wastewater Utility	<i>End Date:</i> 2028
<i>Element Listing:</i> Comm Svcs & Fac	<i>Area:</i> Within City	<i>Status:</i> Active
<i>Classification:</i> Improvements	<i>Manager:</i> Ciotau, Cristian C	<i>Const. Code:</i> New or Future

Proj Desc: This project will provide funding to perform topographic survey and GIS coordination of the sewer system within the downtown to assist with sewer replacements. Engineering will then coordinate with Operations and the recent CCTV inspections to determine sections of replacement.

Proj Stat: Survey and design effort is anticipated to begin late Summer 2026, with phased construction to follow. First phase of construction anticipated FY 26/27.

Expenditures	Budget	Actual+Commit	Available	Prop. Inc./Dec. for 24-25	Budget+Prop. Inc./Dec.	Avail.+Prop. Inc./Dec.	25-26	26-27	27-28	28-29	Total Budgeted up to 2029
CA Construction Admin	80,000	0	80,000	0	80,000	80,000	0	0	0	0	80,000
CON Construction	1,000,000	0	1,000,000	0	1,000,000	1,000,000	0	0	0	0	1,000,000
CTGY-CIP Contingency - CIP	120,000	0	120,000	0	120,000	120,000	0	0	0	0	120,000
EDA Eng/Design/Admin	300,000	157,075	142,925	0	300,000	142,925	0	0	0	0	300,000
Expenditure Totals:	1,500,000	157,075	1,342,925	0	1,500,000	1,342,925	0	0	0	0	1,500,000

Fund Balance Required	Budget+Prop. Inc./Dec.	Available+Prop. Inc./Dec.
Sewer Operations Fund-4210	1,500,000	1,342,925



City of Modesto

Project #: 100916

UTL - La Loma Sewer



City of Modesto: 2025-29 Capital Improvement Program

UTL - La Loma Sewer

100916

Capital Un-sponsored

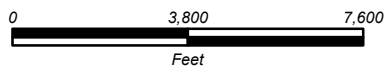
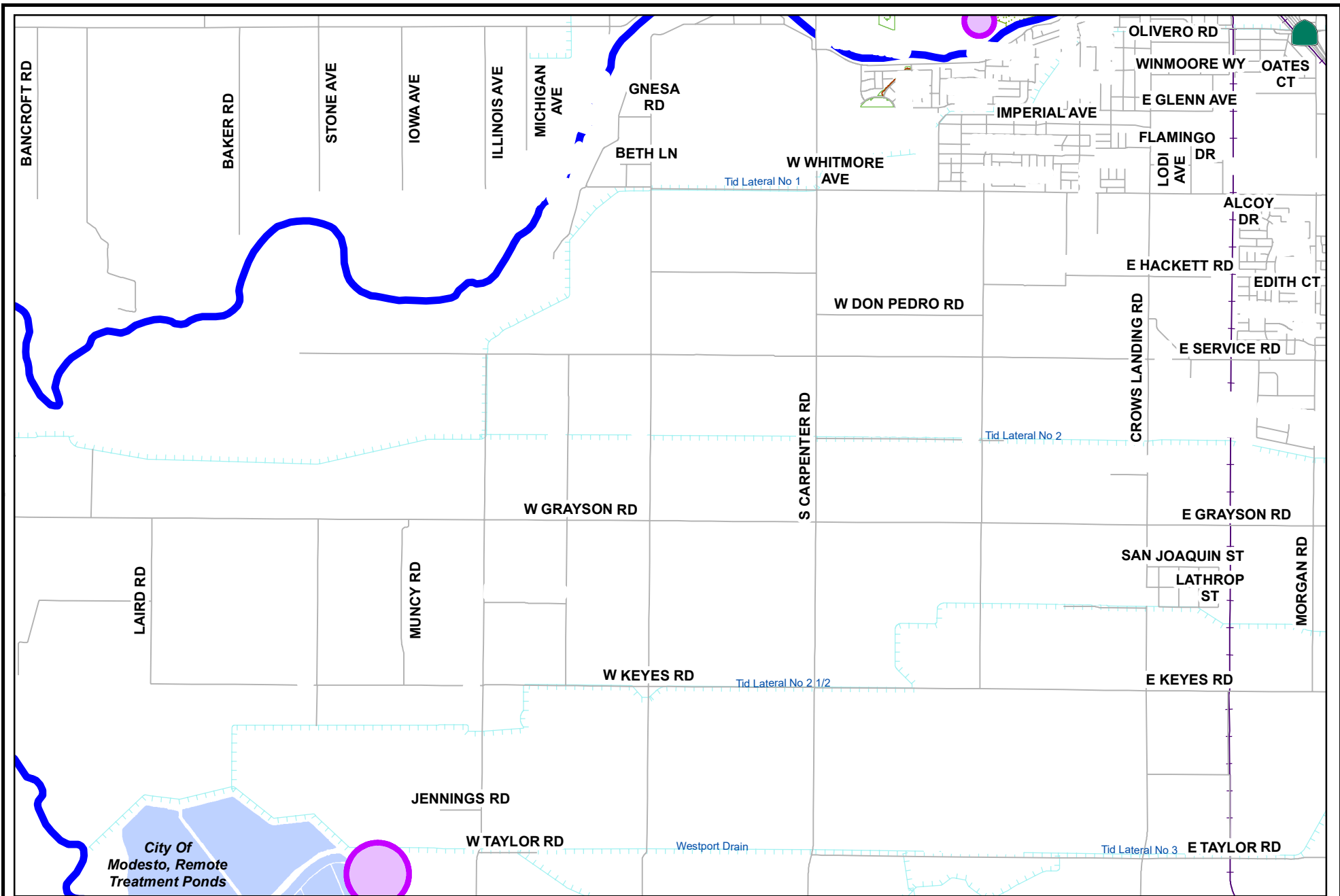
<i>Cost Center:</i> 49999	<i>Category:</i> Wastewater	<i>Start Date:</i> 2018
<i>Hosting Fund:</i> Sewer Operations Fund-4210	<i>Type Class:</i> Wastewater Utility	<i>End Date:</i> 2025
<i>Element Listing:</i> Comm Svcs & Fac	<i>Area:</i> Within City	<i>Status:</i> Active
<i>Classification:</i> Improvements	<i>Manager:</i> Ciotau, Cristian C	<i>Const. Code:</i> Under Construction

Proj Desc: This project will provide sewer main replacements within various locations throughout the La Loma Neighborhood, bounded by El Rio Avenue and El Vista Avenue, and Edgebrook Drive and Yosemite Boulevard. Locations to be provided by Wastewater Collections staff.

Proj Stat: Under Construction

Expenditures	Budget	Actual+Commit	Available	Prop. Inc./Dec. for 24-25	Budget+Prop. Inc./Dec.	Avail.+Prop. Inc./Dec.	25-26	26-27	27-28	28-29	Total Budgeted up to 2029
CA Construction Admin	551,015	72,169	478,846	0	551,015	478,846	0	0	0	0	551,015
CCF City Construct Force	30,000	0	30,000	0	30,000	30,000	0	0	0	0	30,000
CON Construction	5,282,147	5,282,147	0	0	5,282,147	0	0	0	0	0	5,282,147
CTGY-CIP Contingency - CIP	792,322	0	792,322	0	792,322	792,322	0	0	0	0	792,322
EDA Eng/Design/Admin	577,778	374,669	203,109	0	577,778	203,109	0	0	0	0	577,778
Expenditure Totals:	7,233,262	5,728,986	1,504,276	0	7,233,262	1,504,276	0	0	0	0	7,233,262

Fund Balance Required	Budget+Prop. Inc./Dec.	Available+Prop. Inc./Dec.
Sewer Operations Fund-4210	7,233,262	1,504,276



City of Modesto

Project #: 100931

UTL - Plant Structural Improvements



City of Modesto: 2025-29 Capital Improvement Program

UTL - Plant Structural Improvements

100931
Capital Un-sponsored

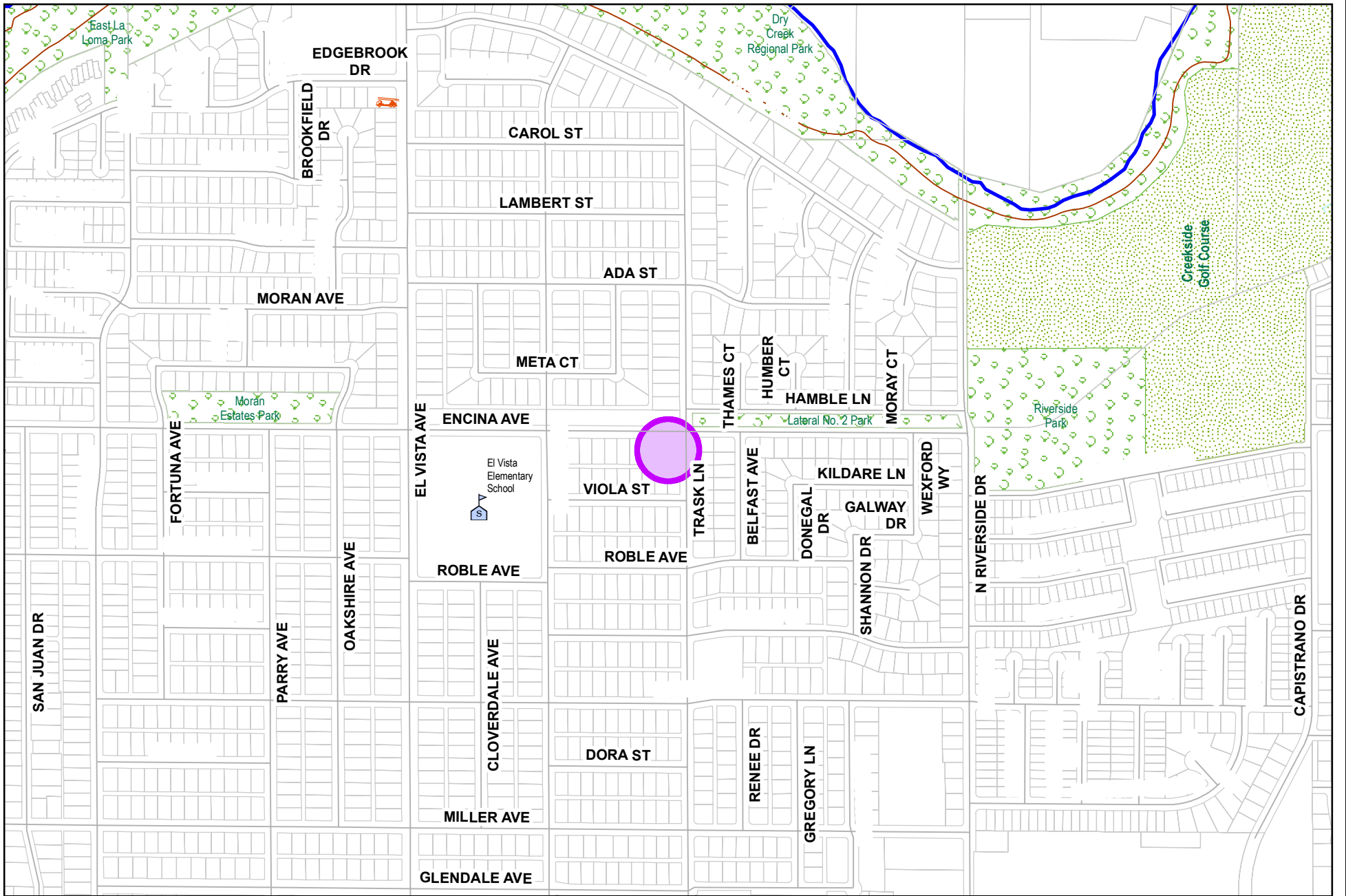
<i>Cost Center:</i> 49999	<i>Category:</i> Wastewater	<i>Start Date:</i> 2018
<i>Hosting Fund:</i> Sewer Operations Fund-4210	<i>Type Class:</i> Wastewater Utility	<i>End Date:</i> 2024
<i>Element Listing:</i> Comm Svcs & Fac	<i>Area:</i> Within City	<i>Status:</i> Active
<i>Classification:</i> Improvements	<i>Manager:</i> Ciotau, Cristian C	<i>Const. Code:</i> Under Construction

Proj Desc: This project will provide structural repairs and improvements to Anaerobic Digesters No. 1 and 2 at the Sutter Plant.

Proj Stat: Construction to be completed by the end of 2024.

Expenditures	Budget	Actual+Commit	Available	Prop. Inc./Dec. for 24-25	Budget+Prop. Inc./Dec.	Avail.+Prop. Inc./Dec.	25-26	26-27	27-28	28-29	Total Budgeted up to 2029
CA Construction Admin	280,844	257,070	23,774	0	280,844	23,774	0	0	0	0	280,844
CON Construction	2,516,701	2,468,052	48,649	0	2,516,701	48,649	0	0	0	0	2,516,701
CTGY-CIP Contingency - CIP	302,004	71,239	230,766	0	302,004	230,766	0	0	0	0	302,004
EDA Eng/Design/Admin	221,647	178,450	43,197	0	221,647	43,197	0	0	0	0	221,647
Expenditure Totals:	3,321,196	2,974,811	346,385	0	3,321,196	346,385	0	0	0	0	3,321,196

Fund Balance Required	Budget+Prop. Inc./Dec.	Available+Prop. Inc./Dec.
Sewer Operations Fund-4210	3,321,196	346,385



City of Modesto

Project #: 100998

Upp - Encina Sewer Lift Station Replacement



City of Modesto: 2025-29 Capital Improvement Program

UTL - Encina Sewer Lift Station Replacement

100998

Capital Un-sponsored

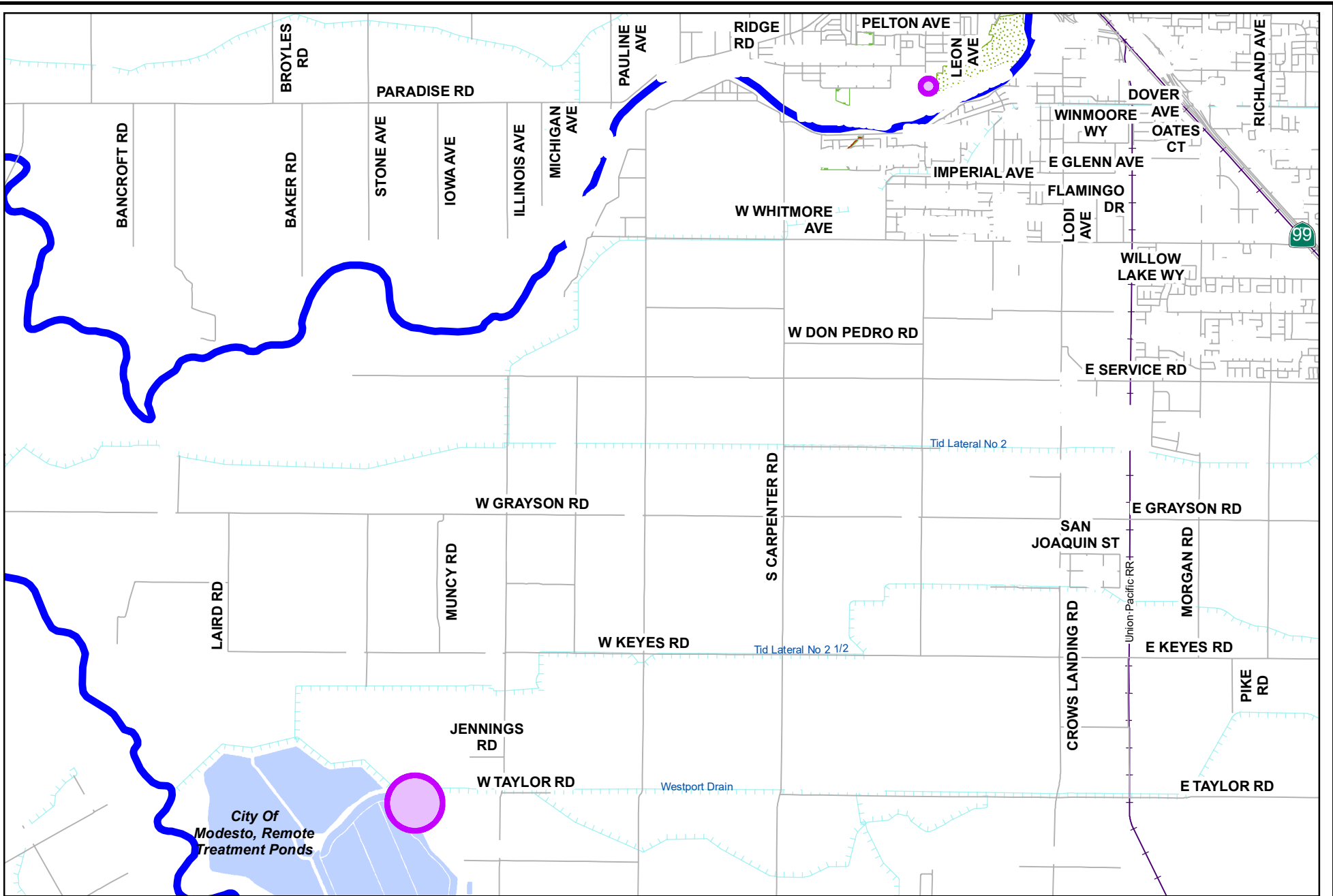
<i>Cost Center:</i> 49999	<i>Category:</i> Wastewater	<i>Start Date:</i> 2019
<i>Hosting Fund:</i> Sewer Operations Fund-4210	<i>Type Class:</i> Wastewater Utility	<i>End Date:</i> 2025
<i>Element Listing:</i> Comm Svcs & Fac	<i>Area:</i> Within City	<i>Status:</i> Active
<i>Classification:</i> Improvements	<i>Manager:</i> Ciotau, Cristian C	<i>Const. Code:</i> New or Future

Proj Desc: This project will provide funding for the Encina Sewer Lift Station located near the southwest corner of Encina Avenue and Trask Lane. The existing lift station is located within the roadway making routine maintetance challenging. Lift Station will be relocated out of the street to an adjacent location within public right-of-way. Work for the project will consist of constructing a new submersible lift station with two submersible pumps.

Proj Stat: Construction to begin late Winter 2024

Expenditures	Budget	Actual+Commit	Available	Prop. Inc./Dec. for 24-25	Budget+Prop. Inc./Dec.	Avail.+Prop. Inc./Dec.	25-26	26-27	27-28	28-29	Total Budgeted up to 2029
CA Construction Admin	70,000	0	70,000	0	70,000	70,000	0	0	0	0	70,000
CON Construction	1,032,000	0	1,032,000	0	1,032,000	1,032,000	0	0	0	0	1,032,000
CTGY-CIP Contingency - CIP	119,105	0	119,105	0	119,105	119,105	0	0	0	0	119,105
EDA Eng/Design/Admin	93,506	73,076	20,430	0	93,506	20,430	0	0	0	0	93,506
Expenditure Totals:	1,314,611	73,076	1,241,535	0	1,314,611	1,241,535	0	0	0	0	1,314,611

Fund Balance Required	Budget+Prop. Inc./Dec.	Available+Prop. Inc./Dec.
Sewer Operations Fund-4210	1,314,611	1,241,535



City of Modesto

Project #: 101004

UPP - Wastewater Building Upgrades



City of Modesto: 2025-29 Capital Improvement Program

UTL - Wastewater Building Upgrades (Suspended)

101004
Capital Un-sponsored

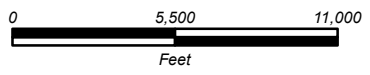
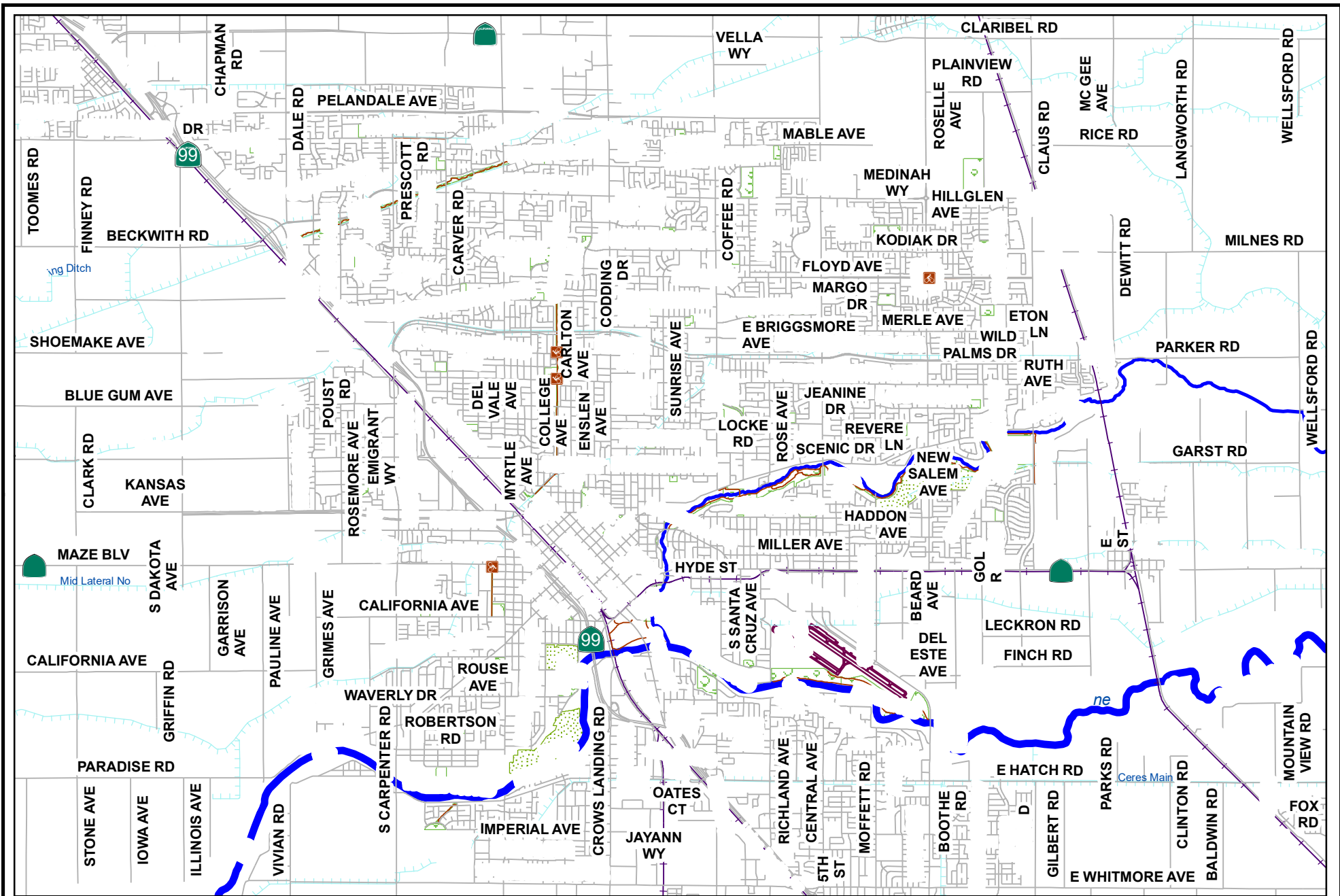
<i>Cost Center:</i> 49999	<i>Category:</i> Wastewater	<i>Start Date:</i> 2018
<i>Hosting Fund:</i> Sewer Operations Fund-4210	<i>Type Class:</i> Wastewater Utility	<i>End Date:</i> 2022
<i>Element Listing:</i> Comm Svcs & Fac	<i>Area:</i> Within City	<i>Status:</i> Active
<i>Classification:</i> Improvements	<i>Manager:</i> Ciotau, Cristian C	<i>Const. Code:</i> Construction Completed

Proj Desc: This project will provide funding for upgrades to existing buildings at the Wastewater Plants including the MCC buildings and the Jennings Lab.

Proj Stat: Construction Completed.

Expenditures	Budget	Actual+Commit	Available	Prop. Inc./Dec. for 24-25	Budget+Prop. Inc./Dec.	Avail.+Prop. Inc./Dec.	25-26	26-27	27-28	28-29	Total Budgeted up to 2029
CA Construction Admin	110,000	77,530	32,470	0	110,000	32,470	0	0	0	0	110,000
CON Construction	932,650	769,000	163,650	0	932,650	163,650	0	0	0	0	932,650
CTGY-CIP Contingency - CIP	115,350	85,000	30,350	0	115,350	30,350	0	0	0	0	115,350
EDA Eng/Design/Admin	114,000	109,231	4,769	0	114,000	4,769	0	0	0	0	114,000
Expenditure Totals:	1,272,000	1,040,761	231,239	0	1,272,000	231,239	0	0	0	0	1,272,000

Fund Balance Required	Budget+Prop. Inc./Dec.	Available+Prop. Inc./Dec.
Sewer Operations Fund-4210	1,272,000	231,239



City of Modesto

Project #: 101090

UTL - 2018-2019 Lift Station Improv



City of Modesto: 2025-29 Capital Improvement Program

UTL - 2018-2019 Lift Station Improv

101090

Capital Un-sponsored

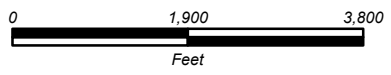
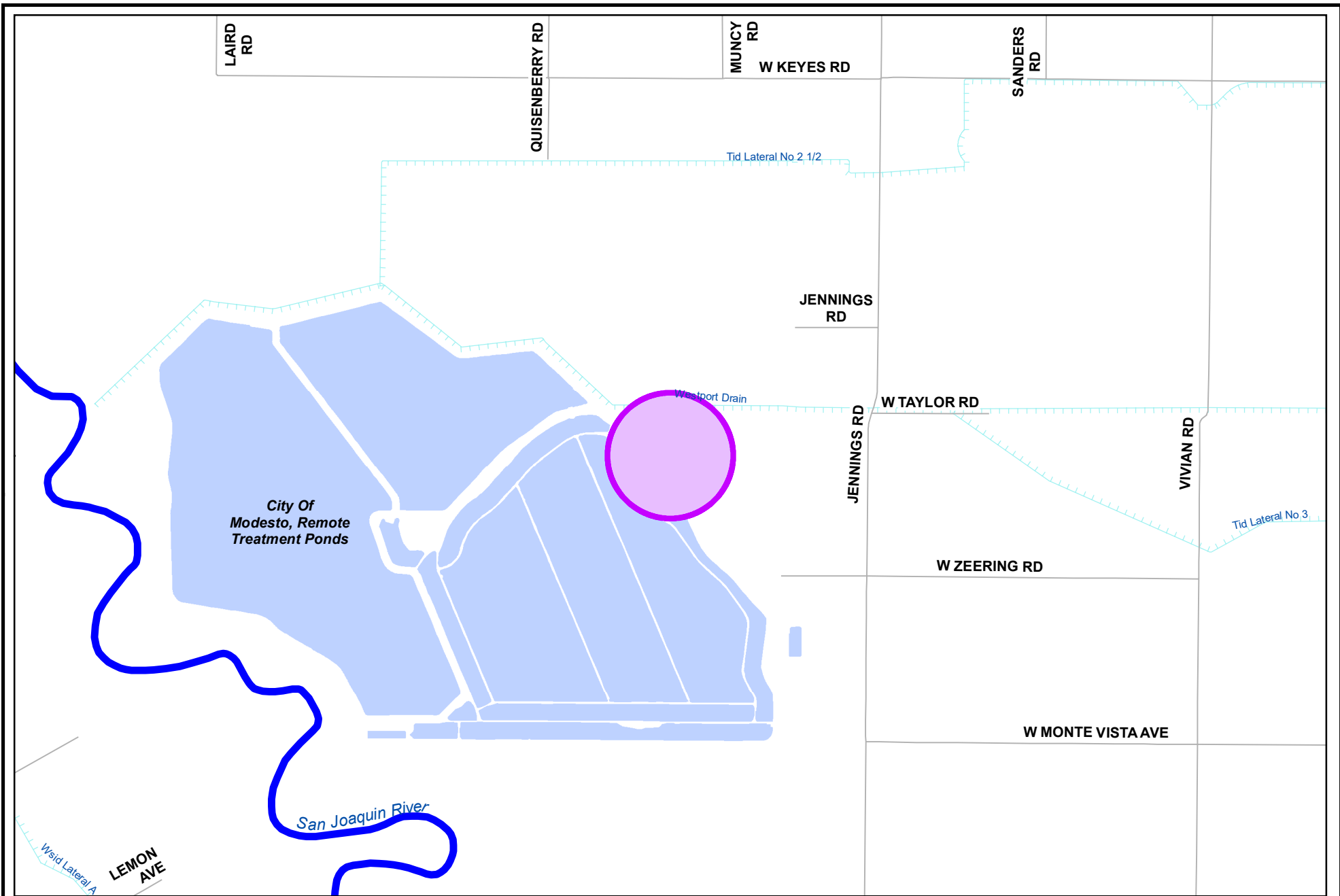
<i>Cost Center:</i> 49999	<i>Category:</i> Wastewater	<i>Start Date:</i> 2020
<i>Hosting Fund:</i> Sewer Operations Fund-4210	<i>Type Class:</i> Wastewater Utility	<i>End Date:</i> 2025
<i>Element Listing:</i> Comm Svcs & Fac	<i>Area:</i> Within City	<i>Status:</i> Active
<i>Classification:</i> Improvements	<i>Manager:</i> Ciotau, Cristian C	<i>Const. Code:</i> New or Future

Proj Desc: This project will provide improvements to Codoni lift station. Improvements will include installation of new submersible pumps and associated valves and piping, as well as necessary electrical improvements.

Proj Stat: Construction to begin late Summer 2024.

Expenditures	Budget	Actual+Commit	Available	Prop. Inc./Dec. for 24-25	Budget+Prop. Inc./Dec.	Avail.+Prop. Inc./Dec.	25-26	26-27	27-28	28-29	Total Budgeted up to 2029
CA Construction Admin	88,595	447	88,148	0	88,595	88,148	0	0	0	0	88,595
CON Construction	885,952	0	885,952	0	885,952	885,952	0	0	0	0	885,952
CTGY-CIP Contingency - CIP	88,595	0	88,595	0	88,595	88,595	0	0	0	0	88,595
EDA Eng/Design/Admin	132,893	83,368	49,525	0	132,893	49,525	0	0	0	0	132,893
Expenditure Totals:	1,196,035	83,814	1,112,221	0	1,196,035	1,112,221	0	0	0	0	1,196,035

Fund Balance Required	Budget+Prop. Inc./Dec.	Available+Prop. Inc./Dec.
Sewer Operations Fund-4210	1,196,035	1,112,221



City of Modesto
 Project #: 101092
 UTL - Caustic Soda Handling Facility



City of Modesto: 2025-29 Capital Improvement Program

UTL - Jennings Corrosion Control Measures

101092

Capital Un-sponsored

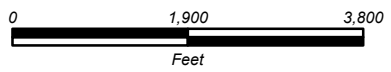
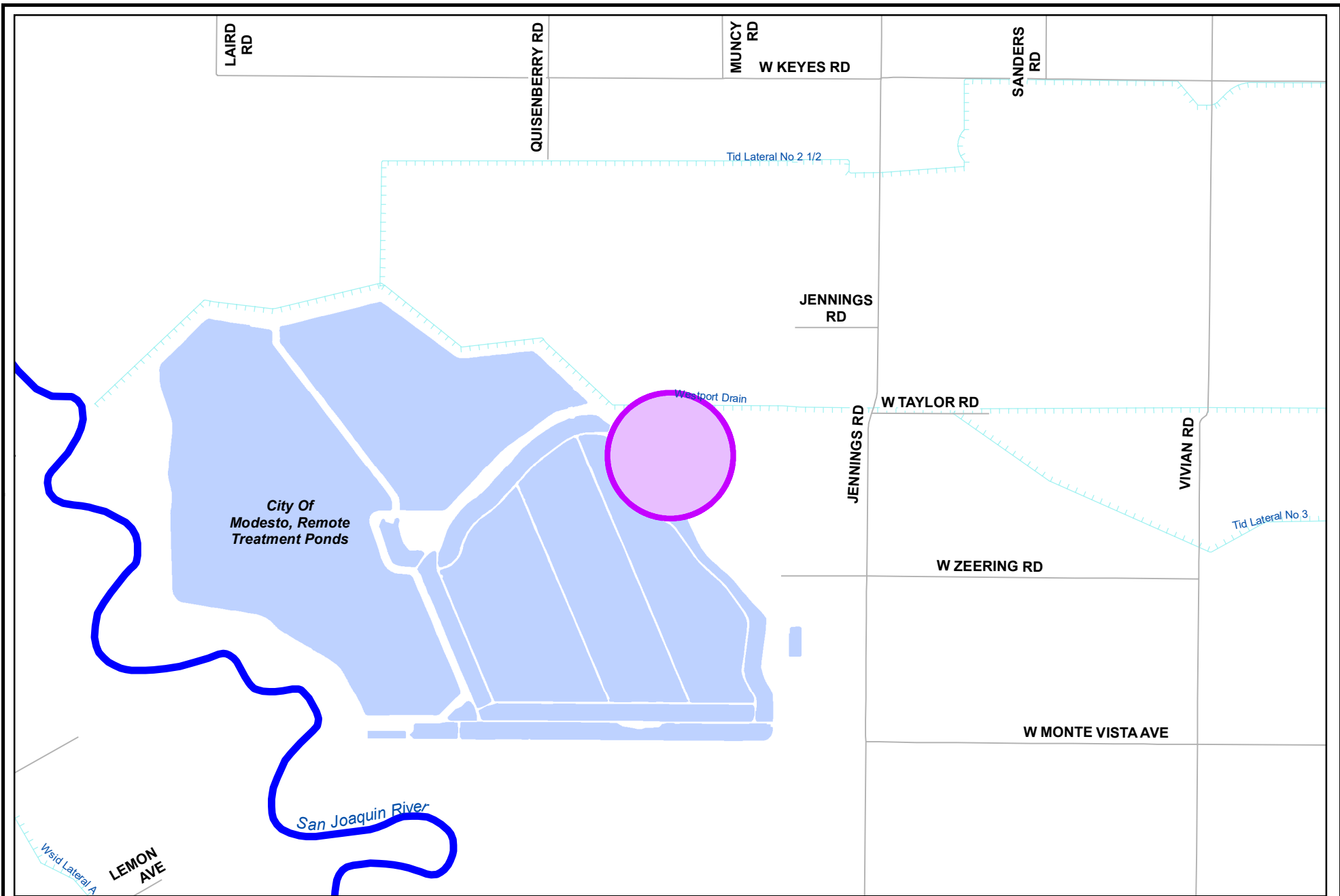
<i>Cost Center:</i> 49999	<i>Category:</i> Wastewater	<i>Start Date:</i> 2019
<i>Hosting Fund:</i> Sewer Operations Fund-4210	<i>Type Class:</i> Wastewater Utility	<i>End Date:</i> 2025
<i>Element Listing:</i> Comm Svcs & Fac	<i>Area:</i> Within City	<i>Status:</i> Active
<i>Classification:</i> Improvements	<i>Manager:</i> Ciotau, Cristian C	<i>Const. Code:</i> Under Construction

Proj Desc: This project will provide funding for a storage and handling facility for the caustic soda materials for Tertiary Treatment at the Jennings Plant. New facility would include building, tanks, piping, secondary containment, and all appurtenances.

Proj Stat: Construction to begin Spring 2024

Expenditures	Budget	Actual+Commit	Available	Prop. Inc./Dec. for 24-25	Budget+Prop. Inc./Dec.	Avail.+Prop. Inc./Dec.	25-26	26-27	27-28	28-29	Total Budgeted up to 2029
CA Construction Admin	400,868	608	400,260	0	400,868	400,260	0	0	0	0	400,868
CON Construction	3,870,047	0	3,870,047	0	3,870,047	3,870,047	0	0	0	0	3,870,047
CTGY-CIP Contingency - CIP	580,507	0	580,507	0	580,507	580,507	0	0	0	0	580,507
EDA Eng/Design/Admin	997,338	738,568	258,770	0	997,338	258,770	0	0	0	0	997,338
Expenditure Totals:	5,848,760	739,176	5,109,584	0	5,848,760	5,109,584	0	0	0	0	5,848,760

Fund Balance Required	Budget+Prop. Inc./Dec.	Available+Prop. Inc./Dec.
Sewer Operations Fund-4210	5,848,760	5,109,584



City of Modesto

Project #: 101093

UTL - Jennings Well Treatment Improvements



City of Modesto: 2025-29 Capital Improvement Program

UTL - Jennings Well Treatment Improvements

101093

Capital Un-sponsored

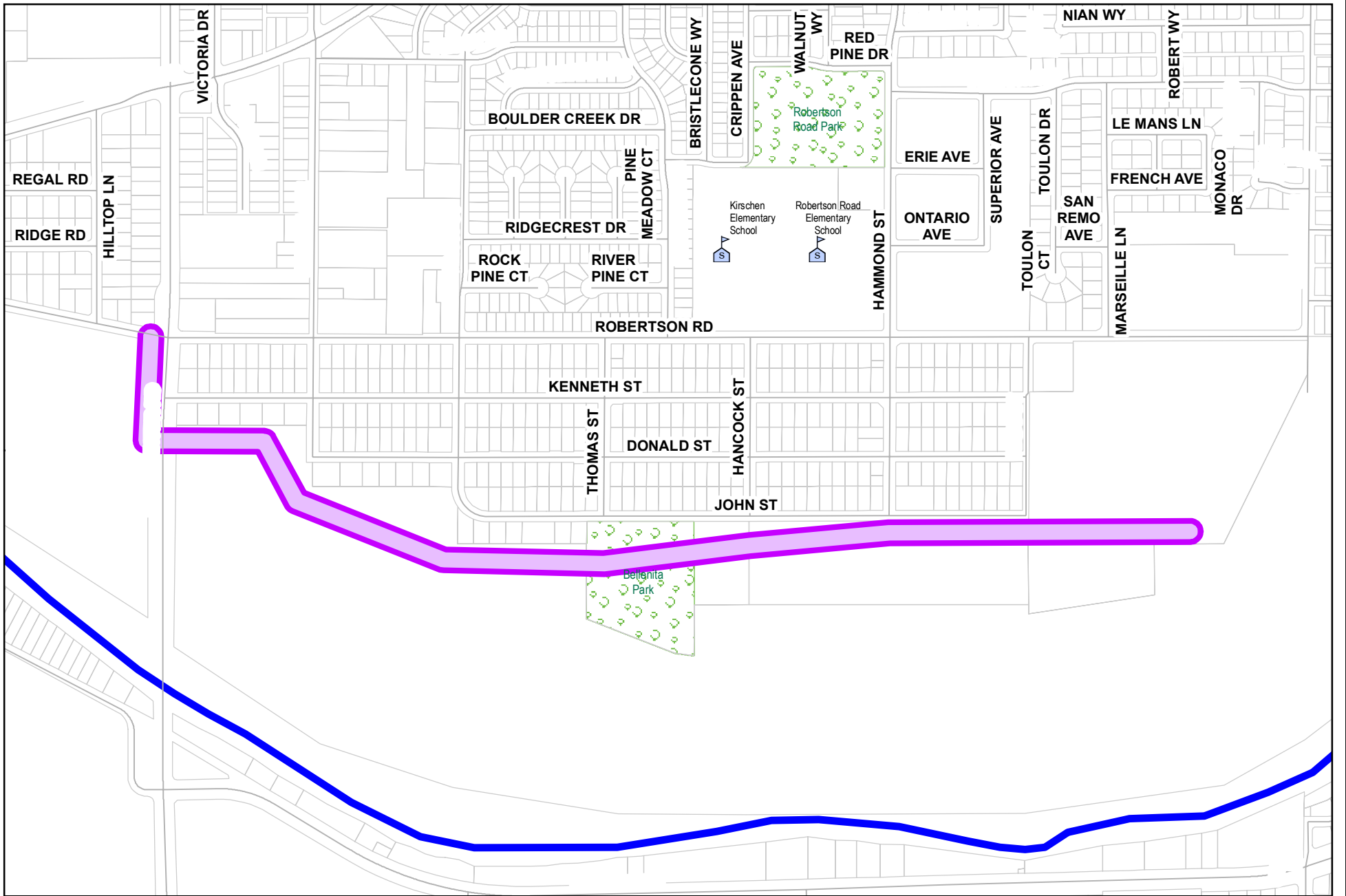
<i>Cost Center:</i> 49999	<i>Category:</i> Wastewater	<i>Start Date:</i> 2019
<i>Hosting Fund:</i> Sewer Operations Fund-4210	<i>Type Class:</i> Wastewater Utility	<i>End Date:</i> 2025
<i>Element Listing:</i> Comm Svcs & Fac	<i>Area:</i> Within City	<i>Status:</i> Active
<i>Classification:</i> Improvements	<i>Manager:</i> Ciotau, Cristian C	<i>Const. Code:</i> New or Future

Proj Desc: This project will provide funding to install treatment improvements for the Jennings Potable Well. Currently the well exceeds manganese levels which requires treatment in order to reduce levels to meet State regulations. Improvements to include treatment system and all necessary equipment and appurtenances.

Proj Stat: Construction is anticipated in FY 24/25.

Expenditures	Budget	Actual+Commit	Available	Prop. Inc./Dec. for 24-25	Budget+Prop. Inc./Dec.	Avail.+Prop. Inc./Dec.	25-26	26-27	27-28	28-29	Total Budgeted up to 2029
CA Construction Admin	15,000	211	14,789	0	15,000	14,789	0	0	0	0	15,000
CCF City Construct Force	15,000	5,861	9,139	0	15,000	9,139	0	0	0	0	15,000
CON Construction	85,000	0	85,000	0	85,000	85,000	0	0	0	0	85,000
CTGY-CIP Contingency - CIP	25,000	0	25,000	0	25,000	25,000	0	0	0	0	25,000
EDA Eng/Design/Admin	320,000	306,821	13,179	0	320,000	13,179	0	0	0	0	320,000
Expenditure Totals:	460,000	312,893	147,107	0	460,000	147,107	0	0	0	0	460,000

Fund Balance Required	Budget+Prop. Inc./Dec.	Available+Prop. Inc./Dec.
Sewer Operations Fund-4210	460,000	147,107



City of Modesto

Project #: 101094
 UTL - West Trunk Rehabilitation



City of Modesto: 2025-29 Capital Improvement Program

UTL - West Trunk Rehabilitation

101094

Capital Un-sponsored

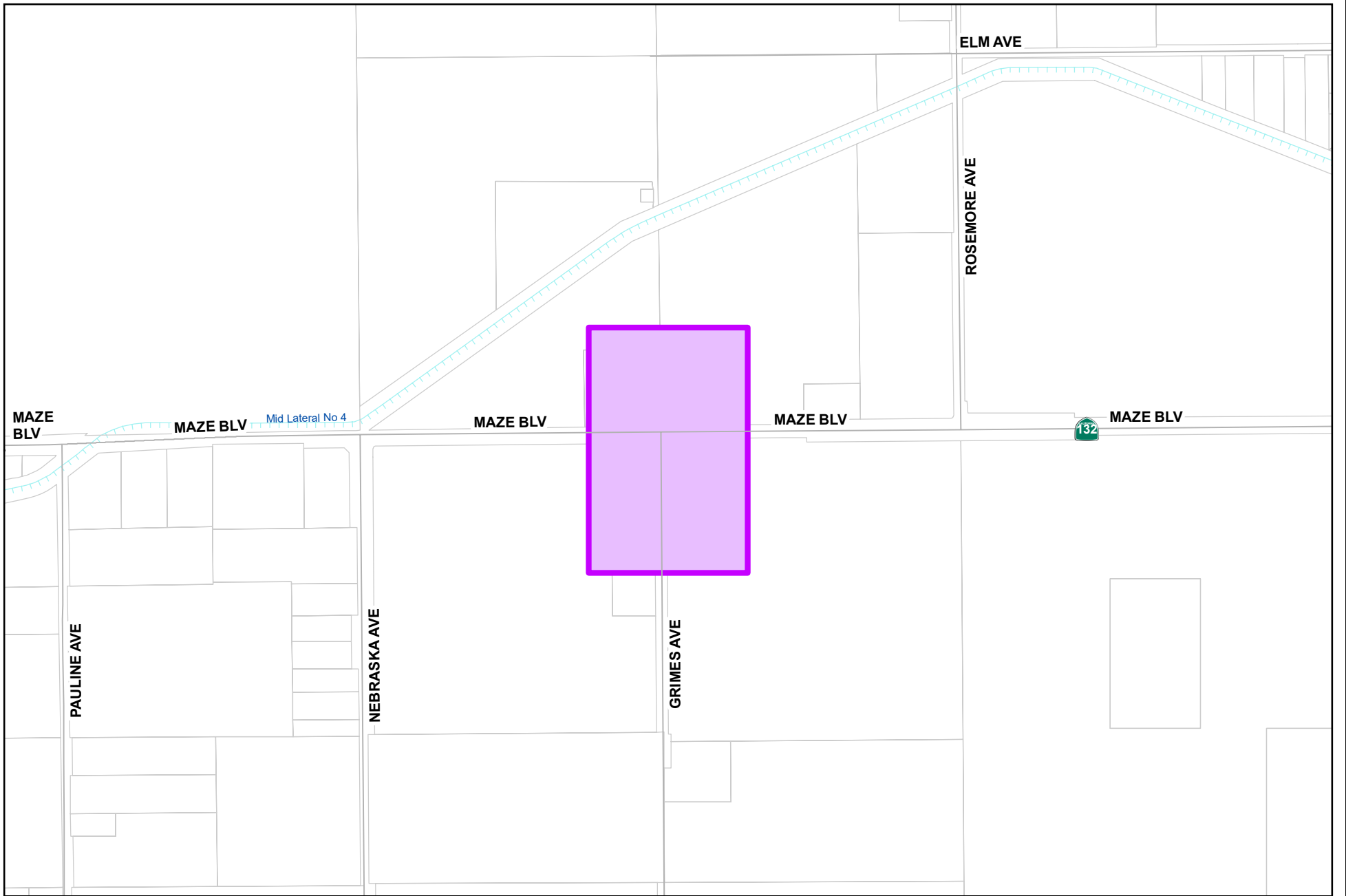
<i>Cost Center:</i> 49999	<i>Category:</i> Wastewater	<i>Start Date:</i> 2020
<i>Hosting Fund:</i> Sewer Operations Fund-4210	<i>Type Class:</i> Wastewater Utility	<i>End Date:</i> 2025
<i>Element Listing:</i> Comm Svcs & Fac	<i>Area:</i> Within City	<i>Status:</i> Active
<i>Classification:</i> Improvements	<i>Manager:</i> Ciotau, Cristian C	<i>Const. Code:</i> Not Awarded

Proj Desc: This project will provide funding to rehabilitate the existing West Trunk from the Sutter Plant to Kansas Avenue, using pipe relining methods to protect sewer trunk line from corrosion.

Proj Stat: Construction anticipated to begin in Spring 2024.

Expenditures	Budget	Actual+Commit	Available	Prop. Inc./Dec. for 24-25	Budget+Prop. Inc./Dec.	Avail.+Prop. Inc./Dec.	25-26	26-27	27-28	28-29	Total Budgeted up to 2029
CA Construction Admin	874,354	2,330	872,024	0	874,354	872,024	0	0	0	0	874,354
CON Construction	17,871,543	0	17,871,543	0	17,871,543	17,871,543	0	0	0	0	17,871,543
CTGY-CIP Contingency - CIP	2,144,586	0	2,144,586	0	2,144,586	2,144,586	0	0	0	0	2,144,586
EDA Eng/Design/Admin	1,694,354	1,266,415	427,939	0	1,694,354	427,939	0	0	0	0	1,694,354
Expenditure Totals:	22,584,837	1,268,745	21,316,092	0	22,584,837	21,316,092	0	0	0	0	22,584,837

Fund Balance Required	Budget+Prop. Inc./Dec.	Available+Prop. Inc./Dec.
Sewer Operations Fund-4210	22,584,837	21,316,092



City of Modesto

Project #: 101102

UTL - West Trunk Crossing HWY 132



City of Modesto: 2025-29 Capital Improvement Program

UTL - West Trunk Crossing HWY 132

101102
Capital Un-sponsored

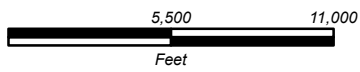
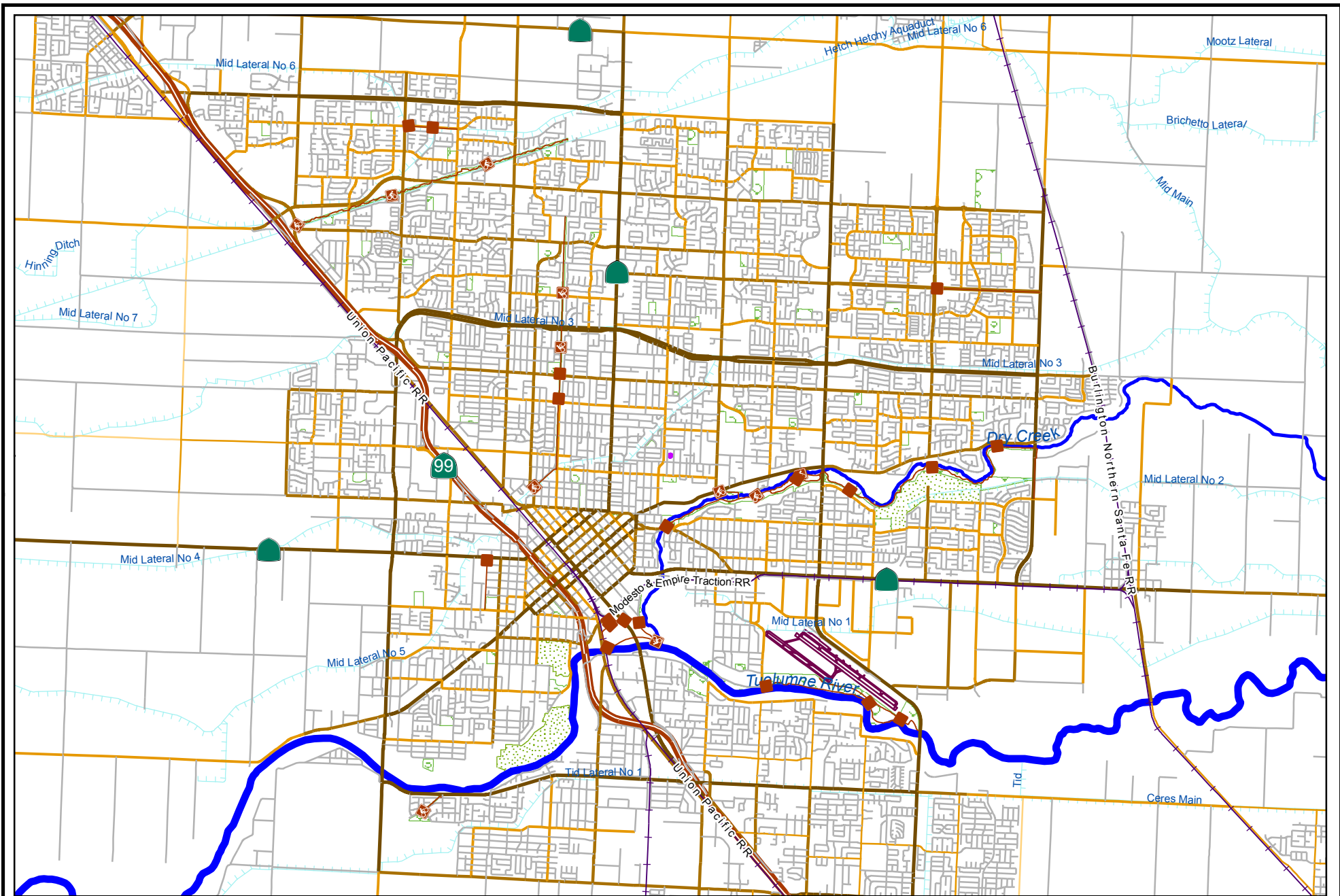
<i>Cost Center:</i> 49999	<i>Category:</i> Wastewater	<i>Start Date:</i> 2019
<i>Hosting Fund:</i> Sewer Operations Fund-4210	<i>Type Class:</i> Wastewater Utility	<i>End Date:</i> 2026
<i>Element Listing:</i> Comm Svcs & Fac	<i>Area:</i> Within City	<i>Status:</i> Active
<i>Classification:</i> Improvements	<i>Manager:</i> Ciotau, Cristian C	<i>Const. Code:</i> To be Closed

Proj Desc: Project will replace the west trunk at the proposed HWY 132 crossing.

Proj Stat: Under Warranty

Expenditures	Budget	Actual+Commit	Available	Prop. Inc./Dec. for 24-25	Budget+Prop. Inc./Dec.	Avail.+Prop. Inc./Dec.	25-26	26-27	27-28	28-29	Total Budgeted up to 2029
CA Construction Admin	136,000	0	136,000	0	136,000	136,000	0	0	0	0	136,000
CON Construction	1,700,000	1,344,092	355,908	0	1,700,000	355,908	0	0	0	0	1,700,000
CTGY-CIP Contingency - CIP	136,000	0	136,000	0	136,000	136,000	0	0	0	0	136,000
EDA Eng/Design/Admin	155,000	154,814	186	0	155,000	186	0	0	0	0	155,000
Expenditure Totals:	2,127,000	1,498,906	628,094	0	2,127,000	628,094	0	0	0	0	2,127,000

Fund Balance Required	Budget+Prop. Inc./Dec.	Available+Prop. Inc./Dec.
Sewer Operations Fund-4210	2,127,000	628,094



City of Modesto

Project #: 101103

UTL - River Trunk Section Repair



City of Modesto: 2025-29 Capital Improvement Program

UTL - River Trunk Section Repair

101103

Capital Un-sponsored

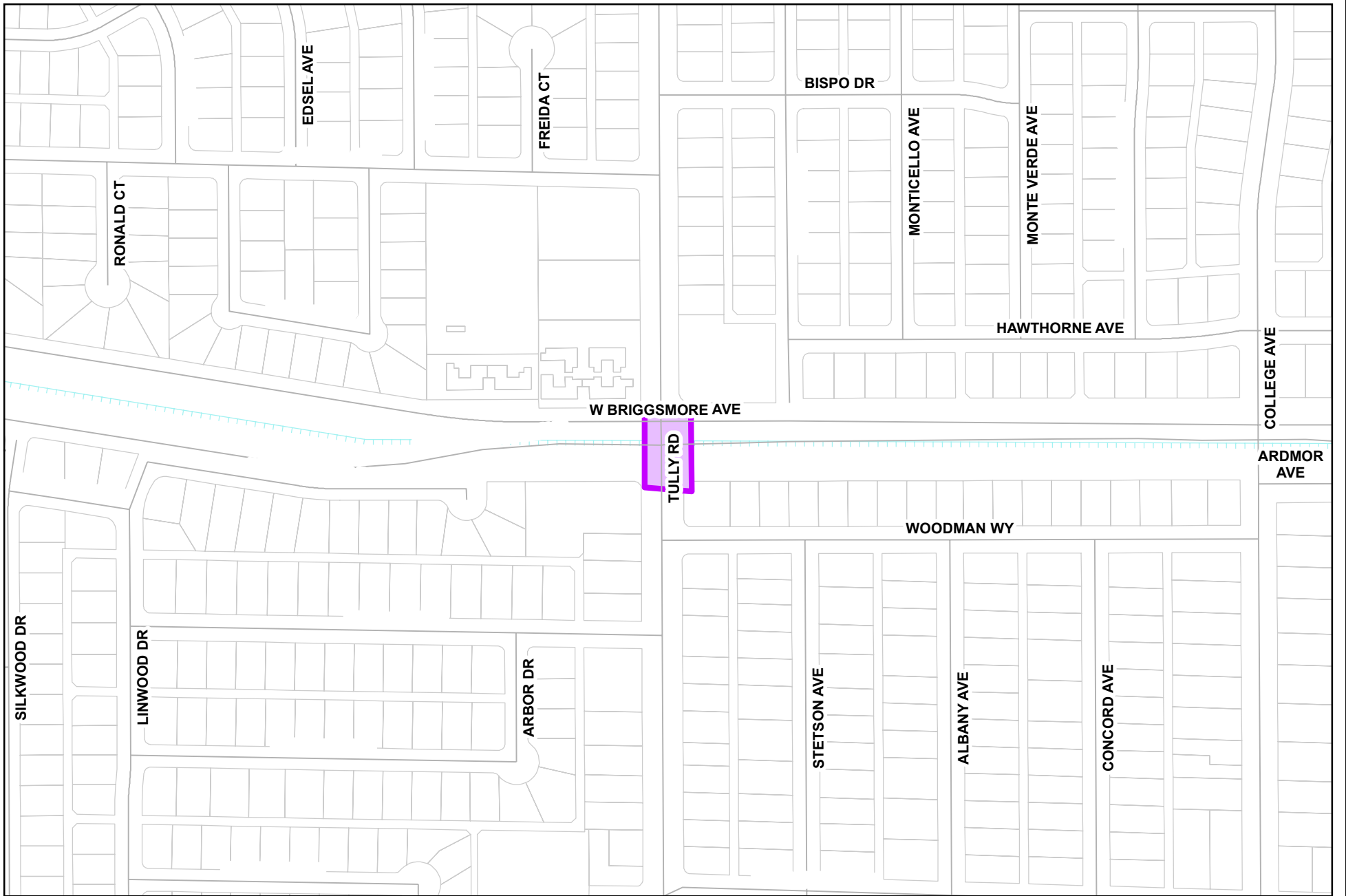
<i>Cost Center:</i> 49999	<i>Category:</i> Wastewater	<i>Start Date:</i> 2018
<i>Hosting Fund:</i> Sewer Operations Fund-4210	<i>Type Class:</i> Wastewater Utility	<i>End Date:</i> 2024
<i>Element Listing:</i> Comm Svcs & Fac	<i>Area:</i> Within City	<i>Status:</i> Active
<i>Classification:</i> Improvements	<i>Manager:</i> Ciotau, Cristian C	<i>Const. Code:</i> To be Closed

Proj Desc: Replace approximately 5,200 ft of damaged and temporary fixed river trunk and soil remediation.

Proj Stat: Design to begin Summer 2023. Construction anticipated Summer 2024.

Expenditures	Budget	Actual+Commit	Available	Prop. Inc./Dec. for 24-25	Budget+Prop. Inc./Dec.	Avail.+Prop. Inc./Dec.	25-26	26-27	27-28	28-29	Total Budgeted up to 2029
CA Construction Admin	100,000	0	100,000	0	100,000	100,000	0	0	0	0	100,000
CON Construction	1,000,000	0	1,000,000	0	1,000,000	1,000,000	0	0	0	0	1,000,000
CTGY-CIP Contingency - CIP	100,000	0	100,000	0	100,000	100,000	0	0	0	0	100,000
EDA Eng/Design/Admin	100,000	0	100,000	0	100,000	100,000	0	0	0	0	100,000
Expenditure Totals:	1,300,000	0	1,300,000	0	1,300,000	1,300,000	0	0	0	0	1,300,000

Fund Balance Required	Budget+Prop. Inc./Dec.	Available+Prop. Inc./Dec.
Sewer Operations Fund-4210	1,300,000	1,300,000



City of Modesto

Project #: 101201

UTL - Sewer Line Replacement - Tully and Briggsmore



City of Modesto: 2025-29 Capital Improvement Program

UTL - Sewer Line Replacment - Tully and Briggsmore

101201

Capital Un-sponsored

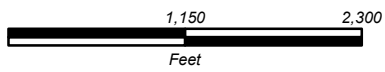
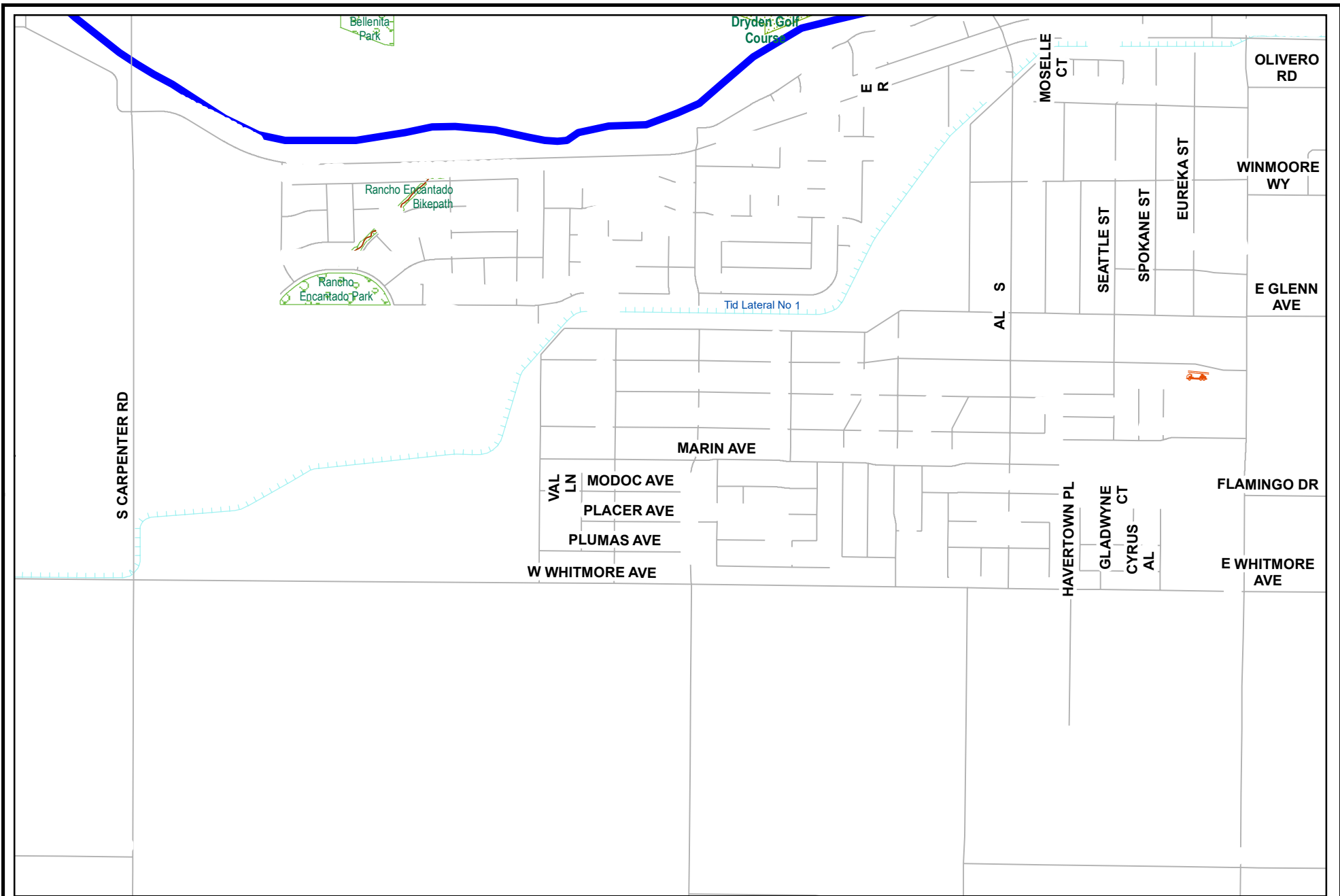
<i>Cost Center:</i> 49999	<i>Category:</i> Wastewater	<i>Start Date:</i> 2018
<i>Hosting Fund:</i> Sewer Operations Fund-4210	<i>Type Class:</i> Wastewater Utility	<i>End Date:</i> 2025
<i>Element Listing:</i> Comm Svcs & Fac	<i>Area:</i> System Wide	<i>Status:</i> Active
<i>Classification:</i> Maintenance	<i>Manager:</i> Ciotau, Cristian C	<i>Const. Code:</i> New or Future

Proj Desc: This CIP will replace a segment of the existing sewer line (approximately 110 LF) located in Tully and Briggsmore. The existing rubberized 30" diameter steel pipe is running at 90% capacity and the rubberized liner is deteriorating and falling off. The existing line will be replaced with a new sewer line in accordance with City standard specifications.

Proj Stat: The project is currently in design.

Expenditures	Budget	Actual+Commit	Available	Prop. Inc./Dec. for 24-25	Budget+Prop. Inc./Dec.	Avail.+Prop. Inc./Dec.	25-26	26-27	27-28	28-29	Total Budgeted up to 2029
CA Construction Admin	35,000	0	35,000	0	35,000	35,000	0	0	0	0	35,000
CON Construction	300,000	0	300,000	0	300,000	300,000	0	0	0	0	300,000
CTGY-CIP Contingency - CIP	40,000	0	40,000	0	40,000	40,000	0	0	0	0	40,000
EDA Eng/Design/Admin	45,000	35,375	9,626	0	45,000	9,626	0	0	0	0	45,000
Expenditure Totals:	420,000	35,375	384,626	0	420,000	384,626	0	0	0	0	420,000

Fund Balance Required	Budget+Prop. Inc./Dec.	Available+Prop. Inc./Dec.
Sewer Operations Fund-4210	420,000	384,626



City of Modesto

Project #: 101202

UTL - ATS Replacement - Sutter WWTP



City of Modesto: 2025-29 Capital Improvement Program

UTL - ATS Replacement - Sutter WWTP

101202

Capital Un-sponsored

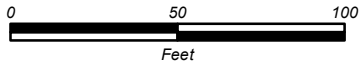
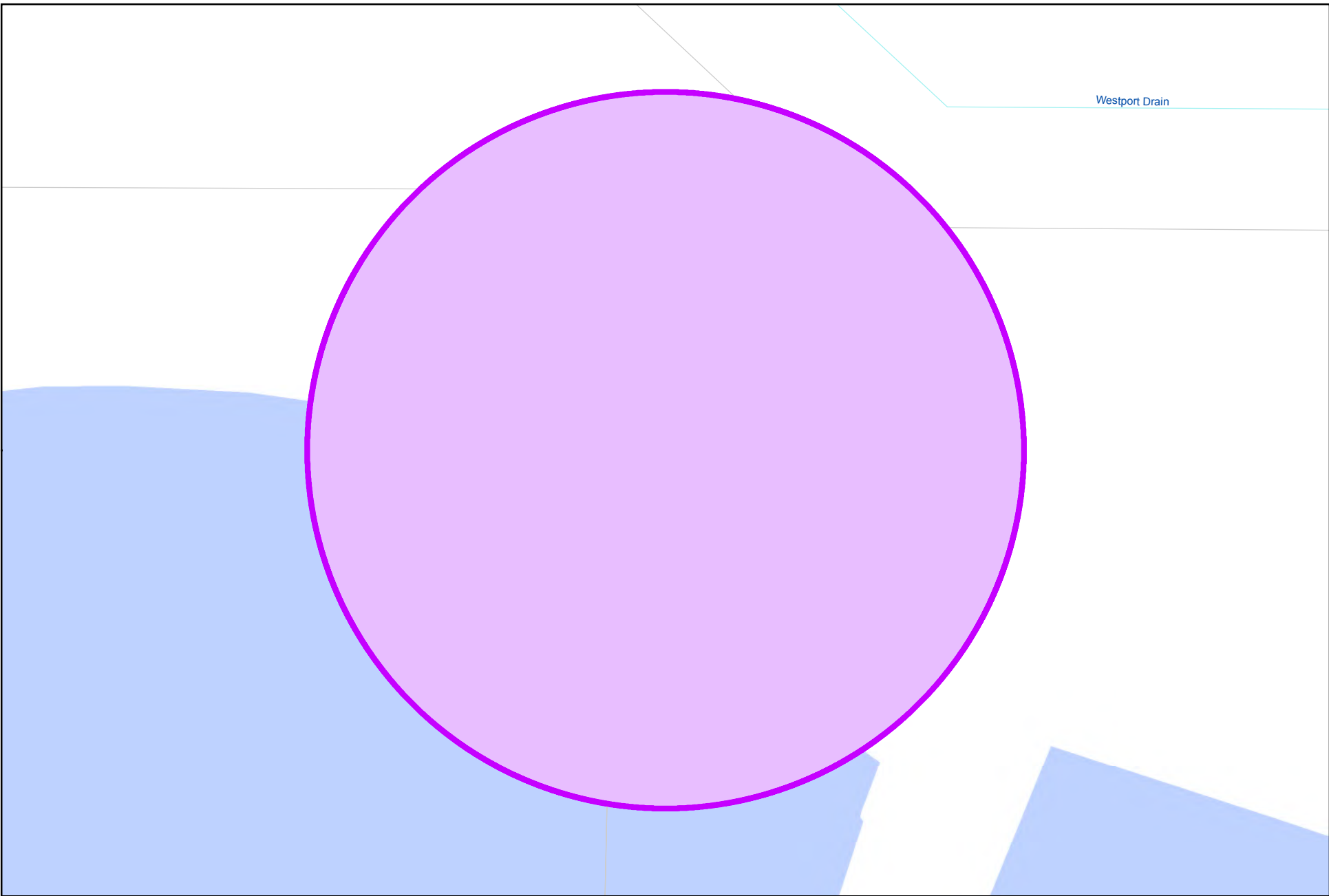
<i>Cost Center:</i> 49999	<i>Category:</i> Wastewater	<i>Start Date:</i> 2020
<i>Hosting Fund:</i> Sewer Operations Fund-4210	<i>Type Class:</i> Wastewater Utility	<i>End Date:</i> 2023
<i>Element Listing:</i> Comm Svcs & Fac	<i>Area:</i> System Wide	<i>Status:</i> Active
<i>Classification:</i> Replacement	<i>Manager:</i> Ciotau, Cristian C	<i>Const. Code:</i> To be Closed

Proj Desc: The existing Automatic Transfer Switches (ATS) that are currently in use at the City Sutter Wastewater Treatment Plant (WWTP) are old and obsolete and are no longer supported for parts and maintenance by the manufacturer. Due to these reasons, as well as the ATS's importance in a critical and safe operation at the WWTP, this project will replace the five existing ATSS with new up to date ATSS.

Proj Stat: Construction to be completed by the end of FY 22-23.

Expenditures	Budget	Actual+Commit	Available	Prop. Inc./Dec. for 24-25	Budget+Prop. Inc./Dec.	Avail.+Prop. Inc./Dec.	25-26	26-27	27-28	28-29	Total Budgeted up to 2029
CA Construction Admin	72,779	43,588	29,191	0	72,779	29,191	0	0	0	0	72,779
CC Consultant Charges	0	0	0	0	0	0	0	0	0	0	0
CON Construction	606,491	606,491	0	0	606,491	0	0	0	0	0	606,491
CTGY-CIP Contingency - CIP	72,779	70,733	2,046	0	72,779	2,046	0	0	0	0	72,779
EDA Eng/Design/Admin	67,371	38,974	28,397	0	67,371	28,397	0	0	0	0	67,371
Expenditure Totals:	819,420	759,786	59,634	0	819,420	59,634	0	0	0	0	819,420

Fund Balance Required	Budget+Prop. Inc./Dec.	Available+Prop. Inc./Dec.
Sewer Operations Fund-4210	819,420	59,634



City of Modesto

Project #: 100224

UTL - Jennings Road Improvement



City of Modesto: 2025-29 Capital Improvement Program

UTL - Jennings Road Improvement

101224
Capital Un-sponsored

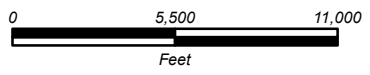
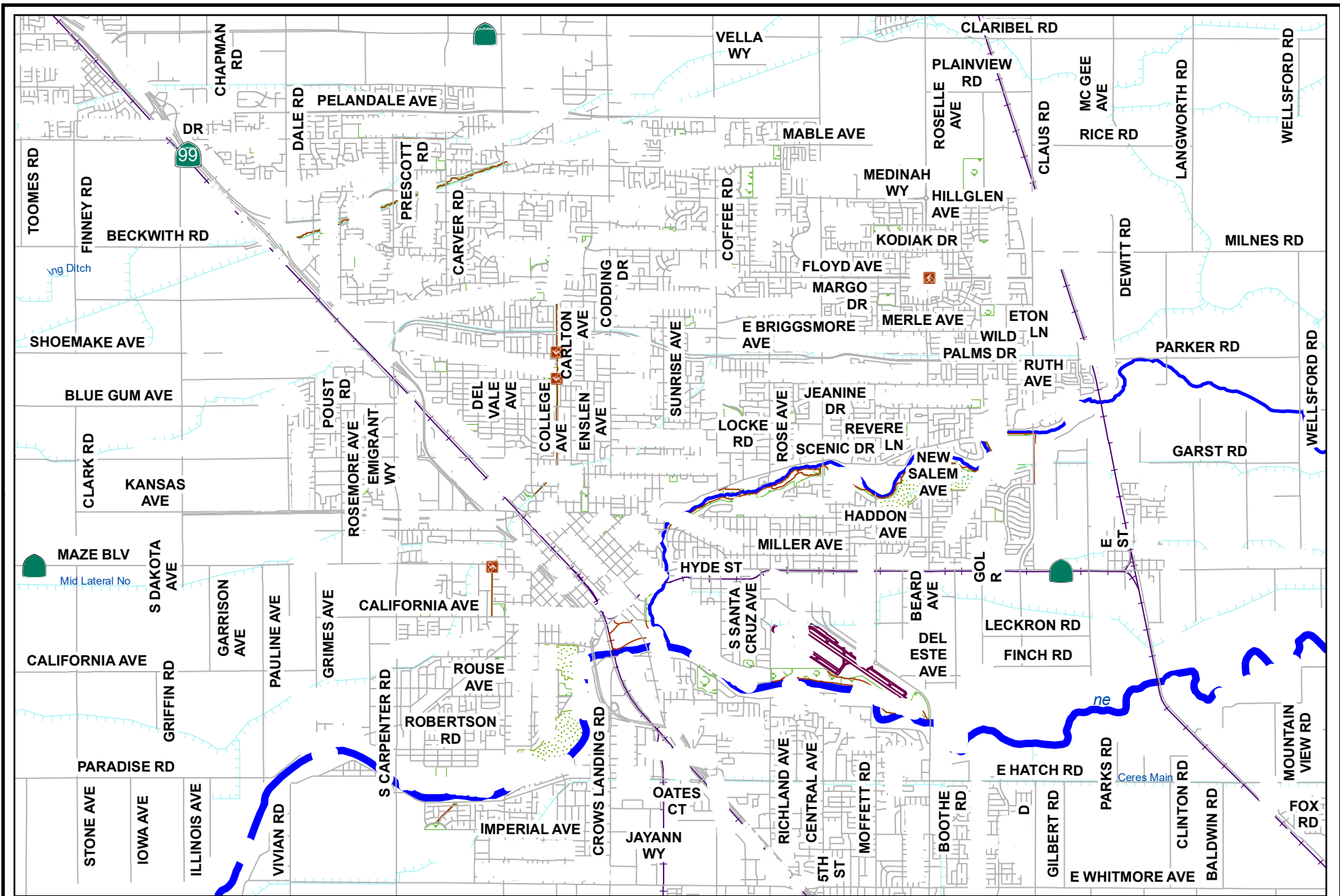
<i>Cost Center:</i> 49999	<i>Category:</i> Wastewater	<i>Start Date:</i> 2018
<i>Hosting Fund:</i> Sewer Operations Fund-4210	<i>Type Class:</i> Miscellaneous	<i>End Date:</i> 2022
<i>Element Listing:</i> Comm Svcs & Fac	<i>Area:</i> Within City	<i>Status:</i> Active
<i>Classification:</i> Improvements	<i>Manager:</i> Ciotau, Cristian C	<i>Const. Code:</i> To be Closed

Proj Desc: This project will provide a new entrance and exit at the Jennings WWTP. It will also repair Jennings Rd from West Taylor Rd to West Monte Vista Ave.

Proj Stat: Project started Winter 2020 and is scheduled to be completed Spring 2022.

Expenditures	Budget	Actual+Commit	Available	Prop. Inc./Dec. for 24-25	Budget+Prop. Inc./Dec.	Avail.+Prop. Inc./Dec.	25-26	26-27	27-28	28-29	Total Budgeted up to 2029
CA Construction Admin	12,000	0	12,000	0	12,000	12,000	0	0	0	0	12,000
CON Construction	345,450	345,450	0	0	345,450	0	0	0	0	0	345,450
Expenditure Totals:	357,450	345,450	12,000	0	357,450	12,000	0	0	0	0	357,450

Fund Balance Required	Budget+Prop. Inc./Dec.	Available+Prop. Inc./Dec.
Sewer Operations Fund-4210	357,450	12,000



City of Modesto

Project #: 101259

UTL-High Voltage Improvements Sutter



City of Modesto: 2025-29 Capital Improvement Program

UTL - High Voltage Improvements Sutter

101259
Capital Un-sponsored

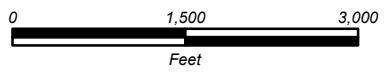
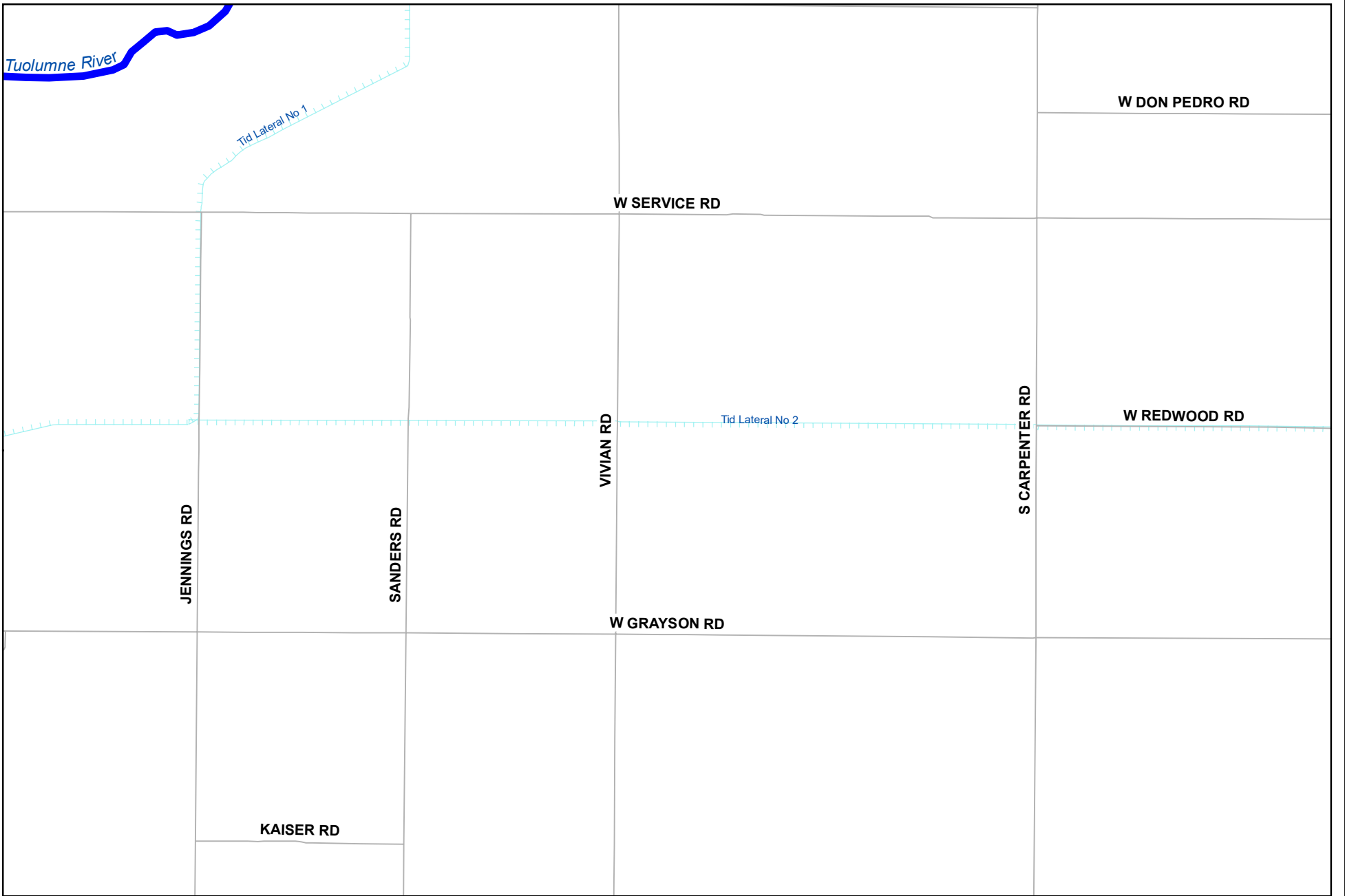
<i>Cost Center:</i> 49999	<i>Category:</i> Wastewater	<i>Start Date:</i> 2020
<i>Hosting Fund:</i> Sewer Operations Fund-4210	<i>Type Class:</i> Wastewater Utility	<i>End Date:</i> 2023
<i>Element Listing:</i> Comm Svcs & Fac	<i>Area:</i> Within City	<i>Status:</i> Active
<i>Classification:</i> Improvements	<i>Manager:</i> Ciotau, Cristian C	<i>Const. Code:</i> To be Closed

Proj Desc: The City, by MID request will upgrade all high voltage switch gear and replace the existing fuses with breakers.

Proj Stat: Under Construction, to be Completed in FY 2022/23.

Expenditures	Budget	Actual+Commit	Available	Prop. Inc./Dec. for 24-25	Budget+Prop. Inc./Dec.	Avail.+Prop. Inc./Dec.	25-26	26-27	27-28	28-29	Total Budgeted up to 2029
CA Construction Admin	36,300	50,085	-13,785	0	36,300	-13,785	0	0	0	0	36,300
CON Construction	302,500	302,500	0	0	302,500	0	0	0	0	0	302,500
CTGY-CIP Contingency - CIP	45,375	11,372	34,003	0	45,375	34,003	0	0	0	0	45,375
EDA Eng/Design/Admin	70,250	50,012	20,238	0	70,250	20,238	0	0	0	0	70,250
Expenditure Totals:	454,425	413,969	40,456	0	454,425	40,456	0	0	0	0	454,425

Fund Balance Required	Budget+Prop. Inc./Dec.	Available+Prop. Inc./Dec.
Sewer Operations Fund-4210	454,425	40,456



City of Modesto

Project #: 101262

UTL - Command Ctr & Restroom Jennings WWTP



City of Modesto: 2025-29 Capital Improvement Program

UTL - Command Ctr & Restroom Jennings WWTP

101262

Capital Un-sponsored

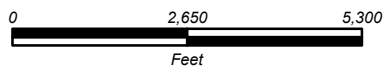
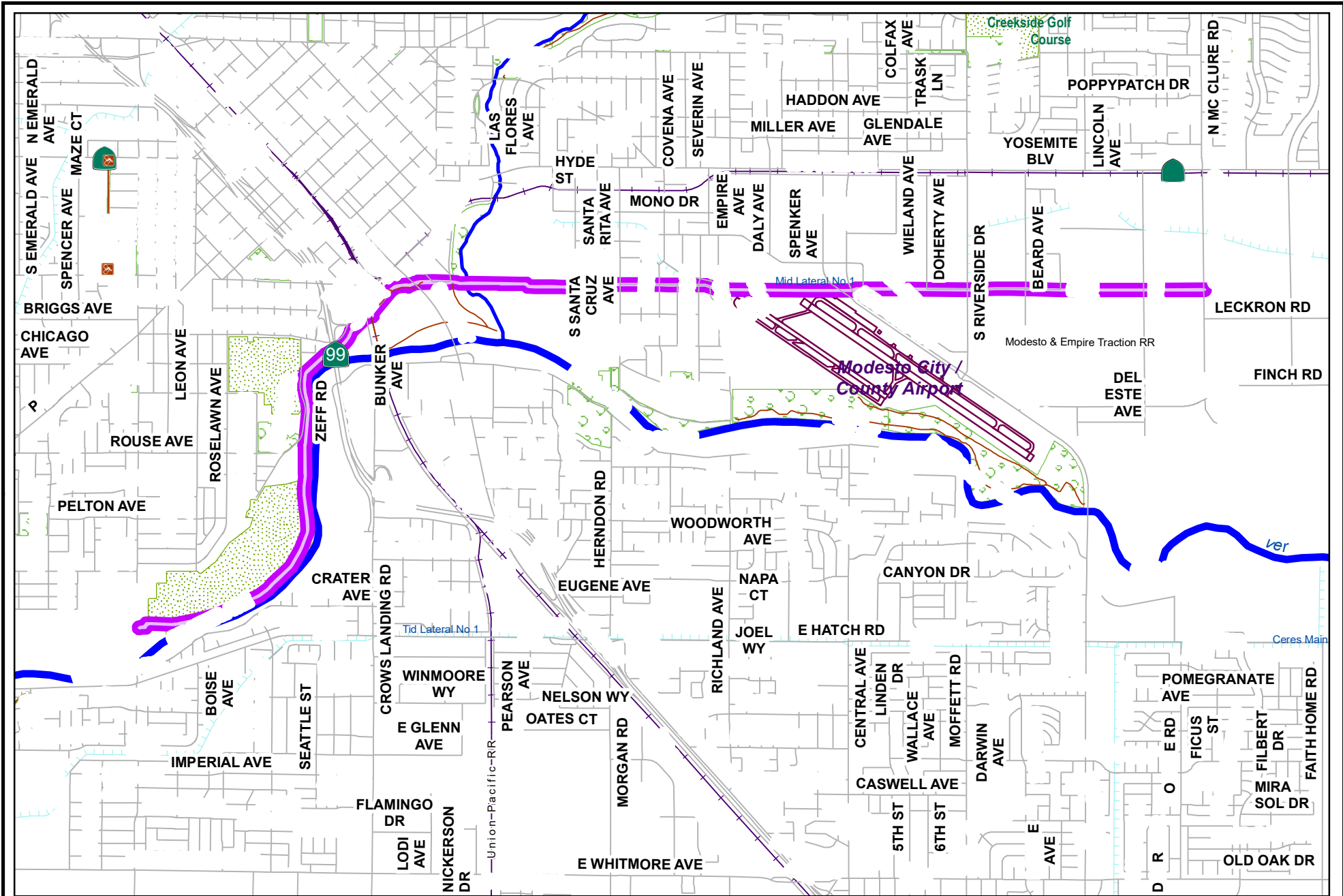
<i>Cost Center:</i> 49999	<i>Category:</i> Wastewater	<i>Start Date:</i> 2020
<i>Hosting Fund:</i> Sewer Operations Fund-4210	<i>Type Class:</i> Wastewater Utility	<i>End Date:</i> 2024
<i>Element Listing:</i> Comm Svcs & Fac	<i>Area:</i> Within City	<i>Status:</i> Active
<i>Classification:</i> Improvements	<i>Manager:</i> Ciotau, Cristian C	<i>Const. Code:</i> Under Construction

Proj Desc: The project will fund a permanent Command Center with a restroom to replace the construction trailer that is currently being used by Operations.

Proj Stat: Project Under Construction, to be Completed in FY 2023/24.

Expenditures	Budget	Actual+Commit	Available	Prop. Inc./Dec. for 24-25	Budget+Prop. Inc./Dec.	Avail.+Prop. Inc./Dec.	25-26	26-27	27-28	28-29	Total Budgeted up to 2029
CA Construction Admin	150,000	140,171	9,829	0	150,000	9,829	0	0	0	0	150,000
CON Construction	542,277	542,277	0	0	542,277	0	0	0	0	0	542,277
CTGY-CIP Contingency - CIP	81,342	25,028	56,314	0	81,342	56,314	0	0	0	0	81,342
EDA Eng/Design/Admin	108,000	95,607	12,393	0	108,000	12,393	0	0	0	0	108,000
Expenditure Totals:	881,619	803,082	78,537	0	881,619	78,537	0	0	0	0	881,619

Fund Balance Required	Budget+Prop. Inc./Dec.	Available+Prop. Inc./Dec.
Sewer Operations Fund-4210	881,619	78,537



City of Modesto

Project #: 101290

UTL - River Trunk Realignment - Gravity System



City of Modesto: 2025-29 Capital Improvement Program

UTL - River Trunk Realignment - Gravity System

101290
Capital Un-sponsored

<i>Cost Center:</i> 49999	<i>Category:</i> Wastewater	<i>Start Date:</i> 2018
<i>Hosting Fund:</i> Sewer Operations Fund-4210	<i>Type Class:</i> Wastewater Utility	<i>End Date:</i> 2024
<i>Element Listing:</i> Comm Svcs & Fac	<i>Area:</i> Within City	<i>Status:</i> Active
<i>Classification:</i> Improvements	<i>Manager:</i> Ciotau, Cristian C	<i>Const. Code:</i> Under Construction

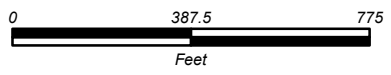
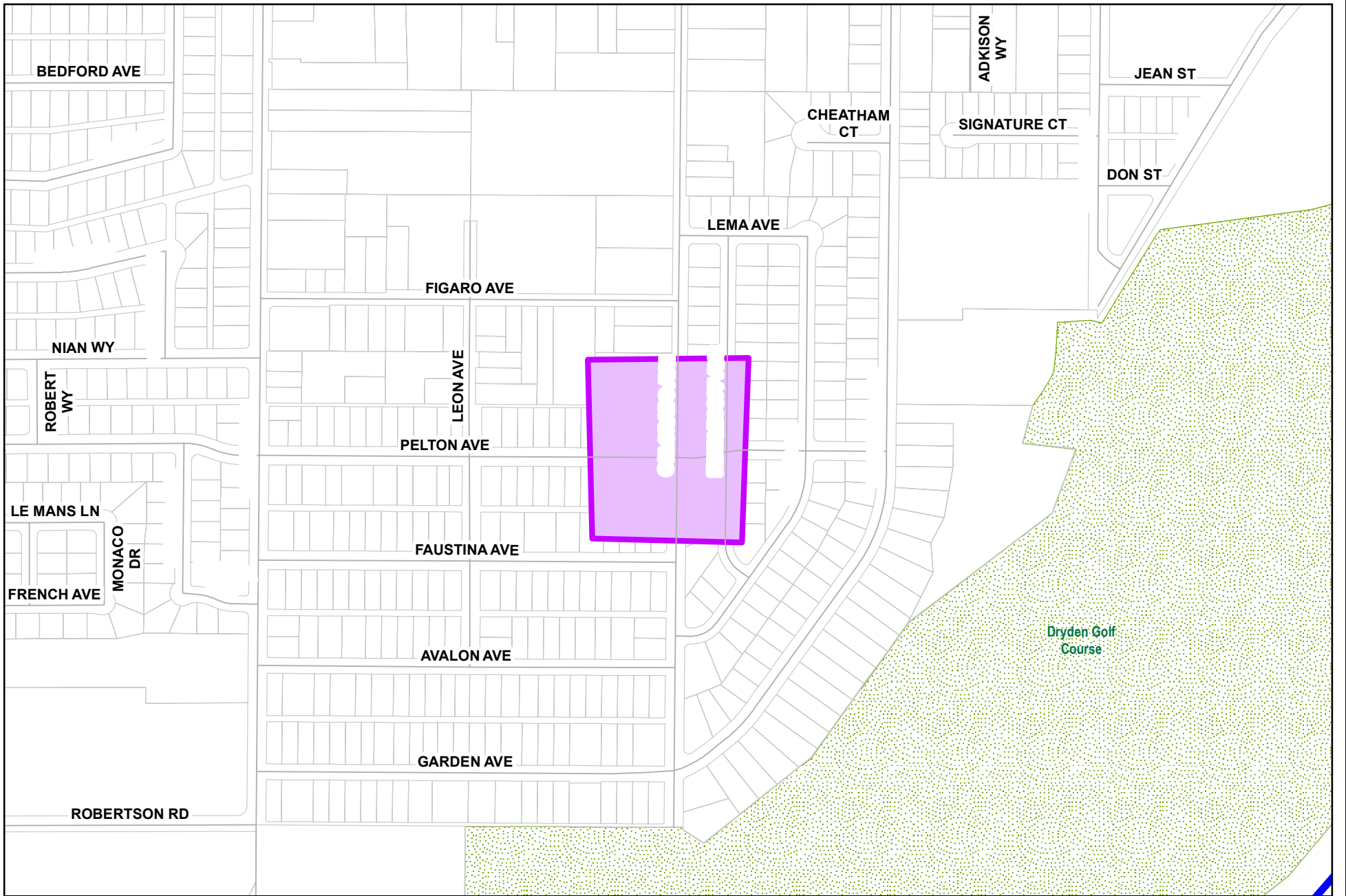
Proj Desc: This project will address the flow capacity deficiencies and aging infrastructure of the River Trunk.

Proj Stat: Construction is anticipated to be completed by the end of 2024.

Revenues	Budget	Actuals+Commit	Available	Prop. Inc./Dec. for 24-25	Bud + Prop. Incr/Decr	Avail.+ Prop. Incr/Decr	25-26	26-27	27-28	28-29	Total Budgeted up to 2029
42301 Intergov - County Contribution/Reimbursement	898,560	0	898,560	0	898,560	898,560	0	0	0	0	898,560
Revenue Totals:	898,560	0	898,560	0	898,560	898,560	0	0	0	0	898,560

Expenditures	Budget	Actual+Commit	Available	Prop. Inc./Dec. for 24-25	Budget+Prop. Inc./Dec.	Avail.+Prop. Inc./Dec.	25-26	26-27	27-28	28-29	Total Budgeted up to 2029
CA Construction Admin	3,004,402	2,581,499	422,903	0	3,004,402	422,903	0	0	0	0	3,004,402
CA-CDBG Construction Admin	74,880	1,009	73,871	0	74,880	73,871	0	0	0	0	74,880
CCF City Construct Force	20,000	324	19,676	0	20,000	19,676	0	0	0	0	20,000
CON Construction	19,971,463	19,971,463	0	0	19,971,463	0	0	0	0	0	19,971,463
CON-CDBG Construction	748,800	748,800	0	0	748,800	0	0	0	0	0	748,800
CTGY-CDBG Contingency - CDBG	74,880	0	74,880	0	74,880	74,880	0	0	0	0	74,880
CTGY-CIP Contingency - CIP	1,997,146	290,604	1,706,542	0	1,997,146	1,706,542	0	0	0	0	1,997,146
EDA Eng/Design/Admin	1,271,178	1,126,799	144,379	0	1,271,178	144,379	0	0	0	0	1,271,178
Expenditure Totals:	27,162,749	24,720,498	2,442,251	0	27,162,749	2,442,251	0	0	0	0	27,162,749

Fund Balance Required	Budget+Prop. Inc./Dec.	Available+Prop. Inc./Dec.
Sewer Operations Fund-4210	26,264,189	1,543,691



City of Modesto

Project #: 101291

UTL - River Trunk - Shackelford Pump



City of Modesto: 2025-29 Capital Improvement Program

UTL - River Trunk - Shackelford Pump

101291
Capital Un-sponsored

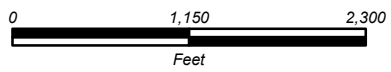
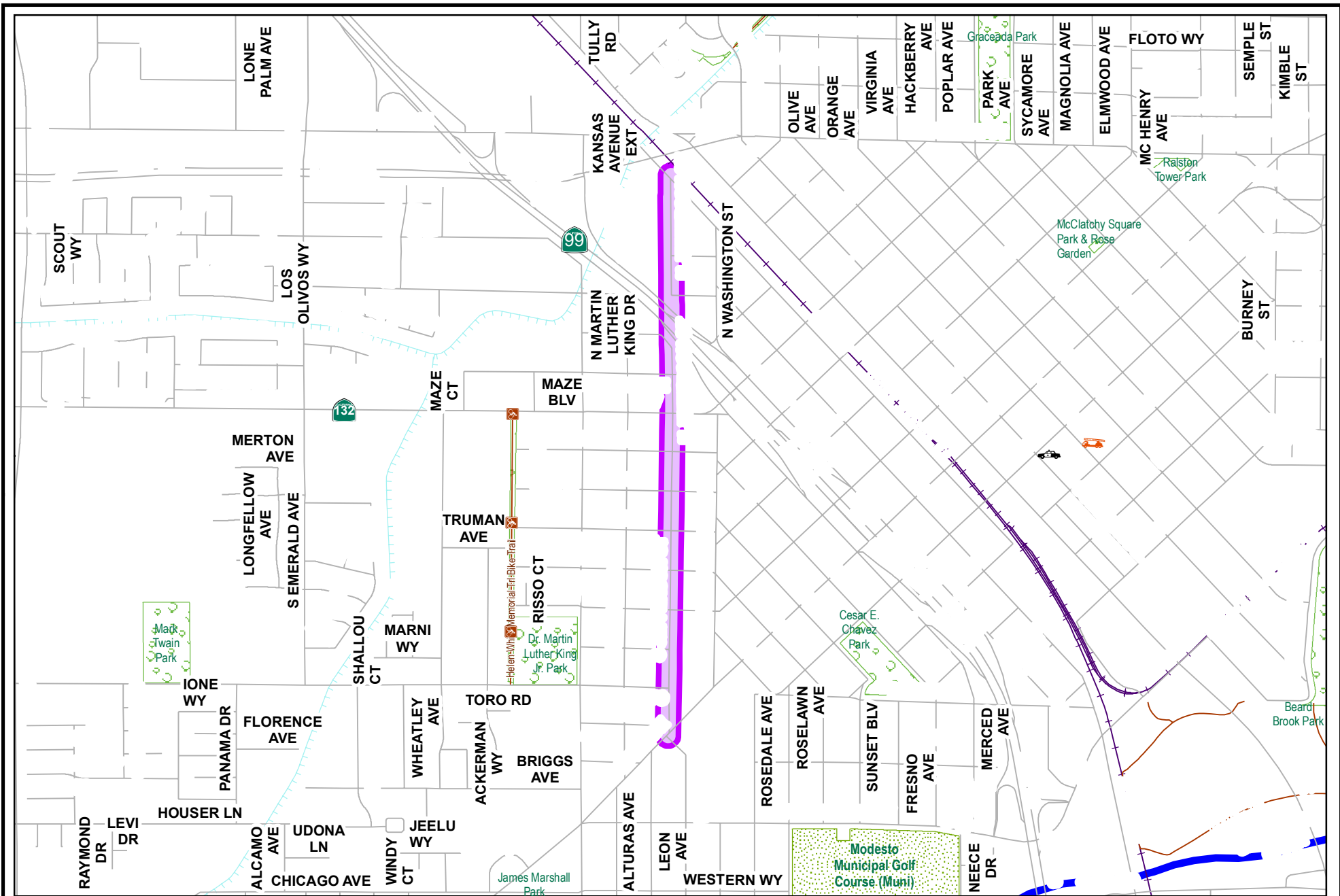
<i>Cost Center:</i> 49999	<i>Category:</i> Wastewater	<i>Start Date:</i> 2018
<i>Hosting Fund:</i> Sewer Operations Fund-4210	<i>Type Class:</i> Wastewater Utility	<i>End Date:</i> 2024
<i>Element Listing:</i> Comm Svcs & Fac	<i>Area:</i> Within City	<i>Status:</i> Active
<i>Classification:</i> Improvements	<i>Manager:</i> Ciotau, Cristian C	<i>Const. Code:</i> Under Construction

Proj Desc: This project will construct a new pump station that will convey the domestic flow under the Tuolumne River into the new River Trunk Line.

Proj Stat: Project is under construction and anticipated to be completed by the end of 2024.

Expenditures	Budget	Actual+Commit	Available	Prop. Inc./Dec. for 24-25	Budget+Prop. Inc./Dec.	Avail.+Prop. Inc./Dec.	25-26	26-27	27-28	28-29	Total Budgeted up to 2029
CA Construction Admin	1,895,241	1,595,309	299,932	0	1,895,241	299,932	0	0	0	0	1,895,241
CON Construction	10,156,821	10,156,821	0	0	10,156,821	0	0	0	0	0	10,156,821
CTGY-CIP Contingency - CIP	1,015,682	304,118	711,564	0	1,015,682	711,564	0	0	0	0	1,015,682
EDA Eng/Design/Admin	1,525,869	1,202,599	323,270	0	1,525,869	323,270	0	0	0	0	1,525,869
Expenditure Totals:	14,593,613	13,258,846	1,334,767	0	14,593,613	1,334,767	0	0	0	0	14,593,613

Fund Balance Required	Budget+Prop. Inc./Dec.	Available+Prop. Inc./Dec.
Sewer Operations Fund-4210	14,593,613	1,334,767



City of Modesto

Project #: 101298

UTL - Sutter Trunk - P2 Improvements



City of Modesto: 2025-29 Capital Improvement Program

UTL - Sutter Trunk - P2 Improvements

101298

Capital Un-sponsored

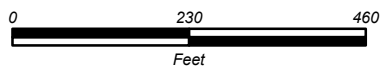
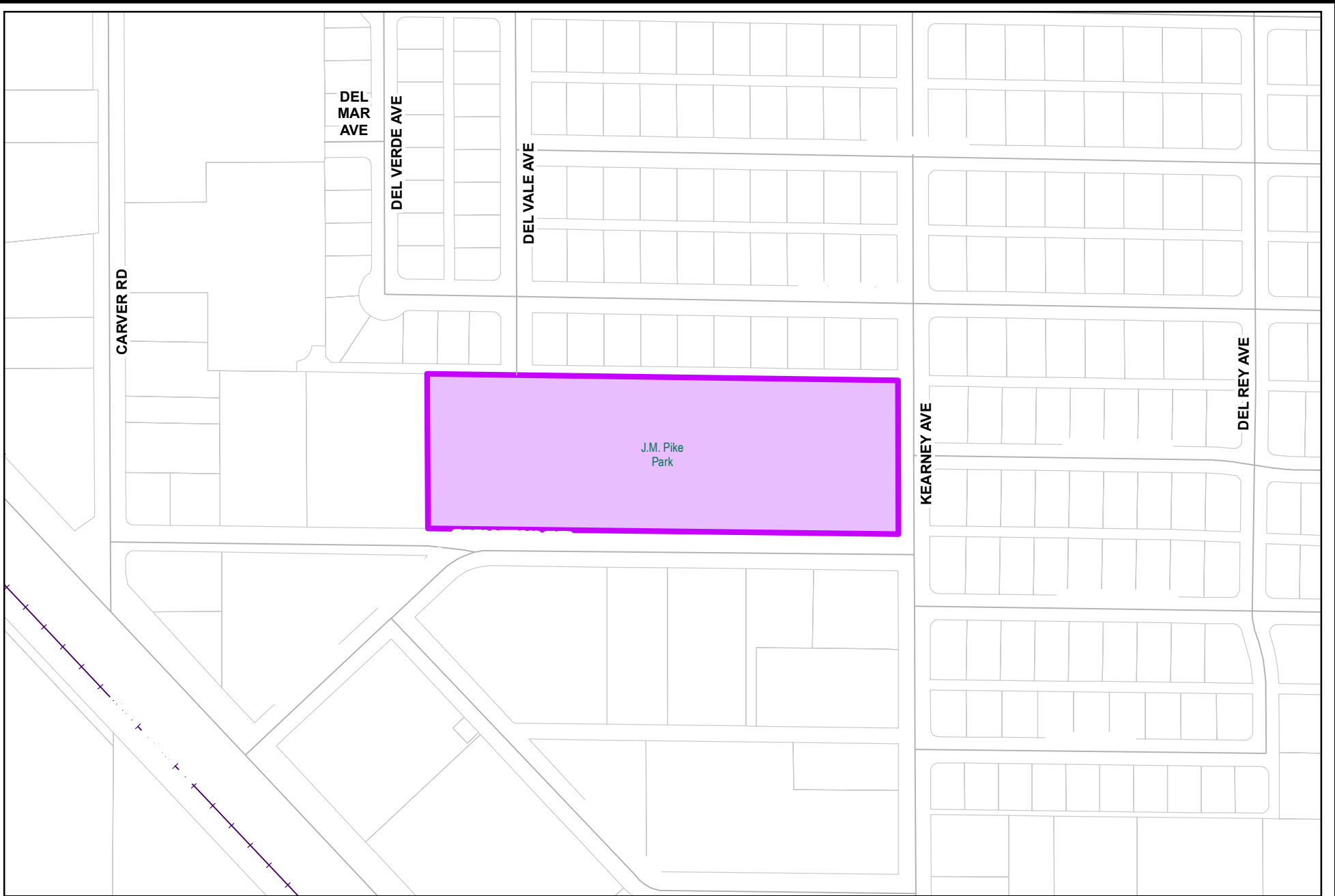
<i>Cost Center:</i> 49999	<i>Category:</i> Wastewater	<i>Start Date:</i> 2020
<i>Hosting Fund:</i> Sewer Operations Fund-4210	<i>Type Class:</i> Wastewater Utility	<i>End Date:</i> 2024
<i>Element Listing:</i> Comm Svcs & Fac	<i>Area:</i> Within City	<i>Status:</i> Active
<i>Classification:</i> Improvements	<i>Manager:</i> Ciotau, Cristian C	<i>Const. Code:</i> Under Construction

Proj Desc: The proposed rehabilitation project will replace approximately 5,000 of undersized linear feet of the trunk line. The limits of the project will span from the point of beginning at Jefferson and 8th Streets to the intersection at Paradise Road and Sutter Avenue. In addition to the Sutter Trunk Rehabilitation located downstream of the Jefferson Lift Station, the sewer system upstream of the lift station will need modification for better flow efficiency. The sewer mains between 9th and 8th Streets have unnecessary flow splitting that can be remedied by abandoning or reconfiguring mains. This system will be evaluated to determine the necessary improvements which could eliminate the need for the Jefferson Lift Station.

Proj Stat: Project is anticipated to be completed in FY 2023/24.

Expenditures	Budget	Actual+Commit	Available	Prop. Inc./Dec. for 24-25	Budget+Prop. Inc./Dec.	Avail.+Prop. Inc./Dec.	25-26	26-27	27-28	28-29	Total Budgeted up to 2029
CA Construction Admin	869,582	786,726	82,856	0	869,582	82,856	0	0	0	0	869,582
CCF City Construct Force	30,000	20,651	9,349	0	30,000	9,349	0	0	0	0	30,000
CON Construction	4,671,665	4,671,665	0	0	4,671,665	0	0	0	0	0	4,671,665
CTGY-CIP Contingency - CIP	700,750	193,610	507,140	0	700,750	507,140	0	0	0	0	700,750
EDA Eng/Design/Admin	203,003	33,971	169,032	0	203,003	169,032	0	0	0	0	203,003
Expenditure Totals:	6,475,000	5,706,623	768,377	0	6,475,000	768,377	0	0	0	0	6,475,000

Fund Balance Required	Budget+Prop. Inc./Dec.	Available+Prop. Inc./Dec.
Sewer Operations Fund-4210	6,475,000	768,377



City of Modesto

Project #: 101313

UTL - JM Pike Park Stormwater to Sanitary Cross Connection Removal



City of Modesto: 2025-29 Capital Improvement Program

UTL - JM Pike Park Stormwater to Sanitary Cross Connection Removal

101313

Capital Un-sponsored

<i>Cost Center:</i> 49999	<i>Category:</i> Wastewater	<i>Start Date:</i> 2021
<i>Hosting Fund:</i> Wastewater Grants Fund-4280	<i>Type Class:</i> Wastewater Utility	<i>End Date:</i> 2025
<i>Element Listing:</i> Comm Svcs & Fac	<i>Area:</i> System Wide	<i>Status:</i> Active
<i>Classification:</i> Replacement	<i>Manager:</i> Ciotau, Cristian C	<i>Const. Code:</i> Under Construction

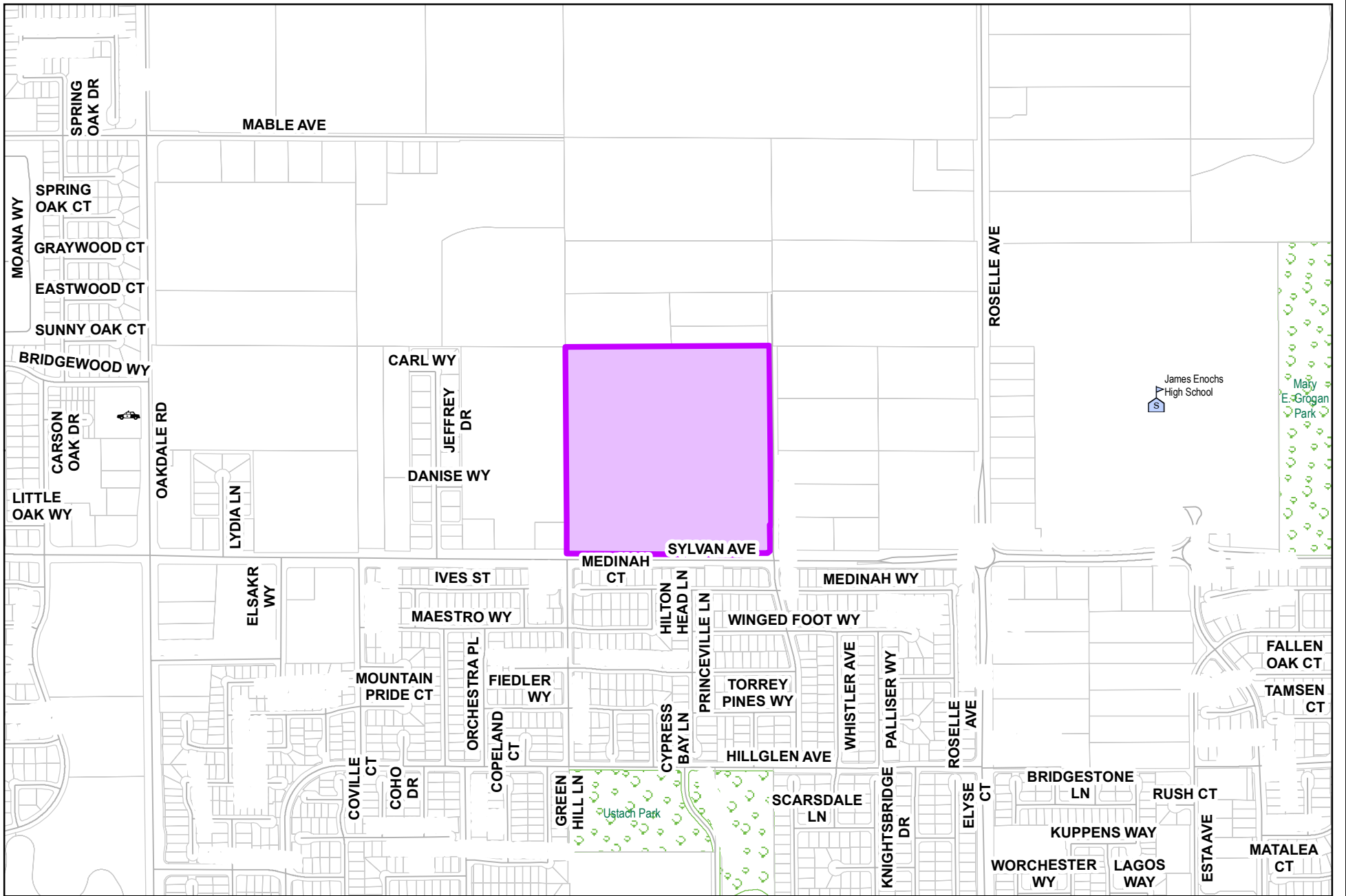
Proj Desc: This project will remove storm water connections from the sewer system and will redirect the storm water to the JM Pike Park where underground storage chambers will be installed for storage and percolation into the ground.

Proj Stat: The project is currently under construction.

Revenues	Budget	Actuals+Commit	Available	Prop. Inc./Dec. for 24-25	Bud + Prop. Incr/Decr	Avail.+ Prop. Incr/Decr	25-26	26-27	27-28	28-29	Total Budgeted up to 2029
42210 Intergov - State - Department of Water Resources	10,000,000	864,505	9,135,495	0	10,000,000	9,135,495	0	0	0	0	10,000,000
64210 Transfer In from Fund 4210	8,823,224	149,520	8,673,704	0	8,823,224	8,673,704	0	0	0	0	8,823,224
Revenue Totals:	18,823,224	1,014,024	17,809,200	0	18,823,224	17,809,200	0	0	0	0	19,721,784

Expenditures	Budget	Actual+Commit	Available	Prop. Inc./Dec. for 24-25	Budget+Prop. Inc./Dec.	Avail.+Prop. Inc./Dec.	25-26	26-27	27-28	28-29	Total Budgeted up to 2029
CA Construction Admin	2,543,096	2,115,162	427,934	0	2,543,096	427,934	0	0	0	0	2,543,096
CCF City Construct Force	6,159	0	6,159	0	6,159	6,159	0	0	0	0	6,159
CON Construction	22,333,201	22,333,201	0	0	22,333,201	0	0	0	0	0	22,333,201
CTGY-CIP Contingency - CIP	2,233,320	0	2,233,320	0	2,233,320	2,233,320	0	0	0	0	2,233,320
EDA Eng/Design/Admin	2,295,968	1,823,354	472,614	0	2,295,968	472,614	0	0	0	0	2,295,968
Expenditure Totals:	29,411,744	26,271,718	3,140,026	0	29,411,744	3,140,026	0	0	0	0	29,411,744

Fund Balance Required	Budget+Prop. Inc./Dec.	Available+Prop. Inc./Dec.
Wastewater Grants Fund-4280	10,588,520	-14,669,173



City of Modesto

Project #: 101370

UTL - Sonoma Sewer Trunk Ext Ph 3



City of Modesto: 2025-29 Capital Improvement Program

UTL - Sonoma Sewer Trunk Ext Ph 3

101370

Capital Un-sponsored

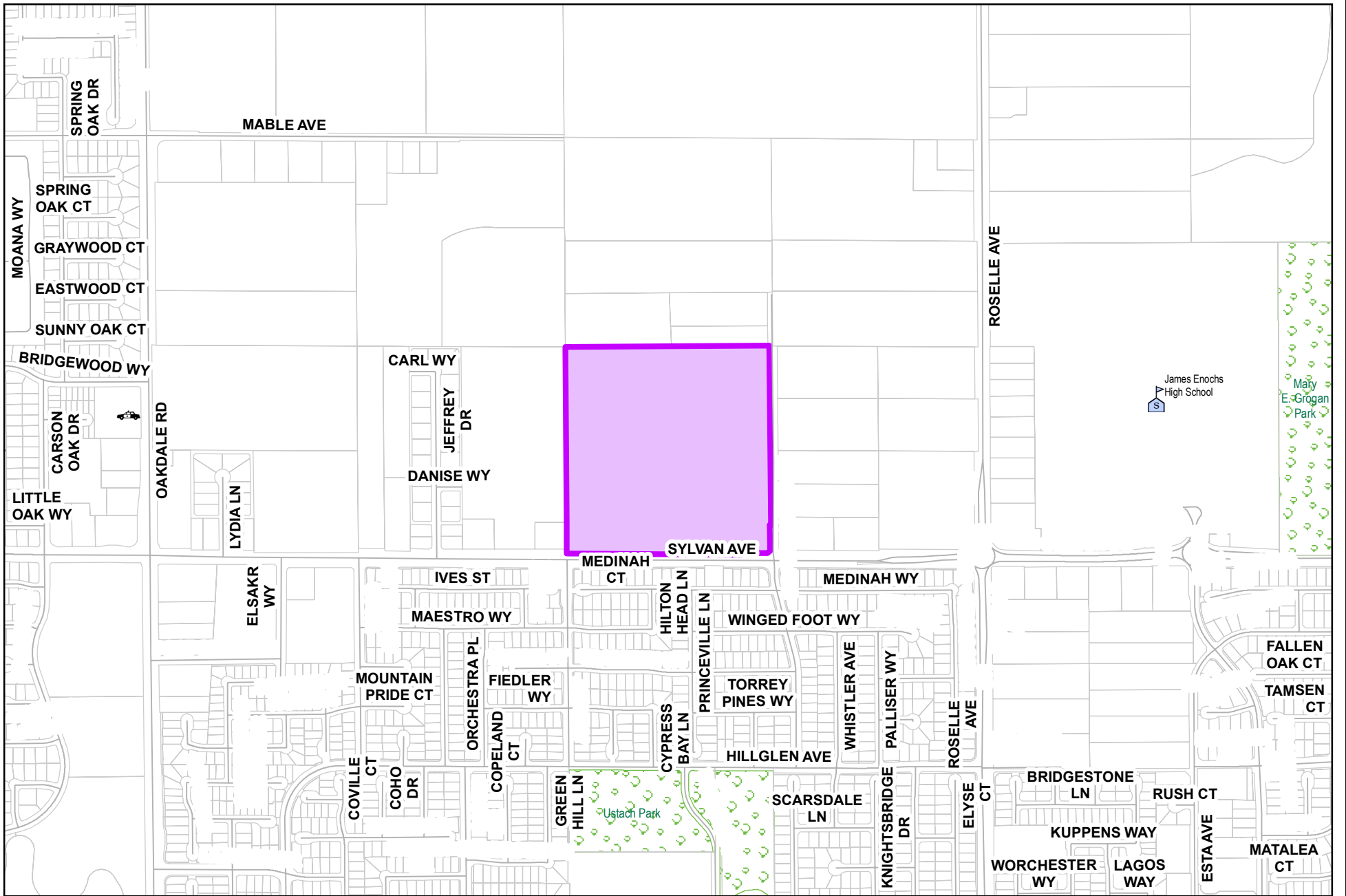
<i>Cost Center:</i> 49999	<i>Category:</i> Wastewater	<i>Start Date:</i> 2021
<i>Hosting Fund:</i> Sewer Operations Fund-4210	<i>Type Class:</i> Wastewater Utility	<i>End Date:</i> 2025
<i>Element Listing:</i> Comm Dev	<i>Area:</i> System Wide	<i>Status:</i> Active
<i>Classification:</i> Improvements	<i>Manager:</i> Ciotau, Cristian C	<i>Const. Code:</i> New or Future

Proj Desc: This project includes installation of the new Sonoma Sewer Trunk Extensions for the Tivoli Development. The scope of the project will include installation of new 24-inch diameter PVC sewer trunk extension along Future Aria Way from Sylvan Avenue to Future Bidgewood Way. This segment is referred to as SO-2 and SO-3 in the Wastewater Master Plan. All work within the project limits will conform to the City of Modesto Standards.

Proj Stat: Design has been completed.

Expenditures	Budget	Actual+Commit	Available	Prop. Inc./Dec. for 24-25	Budget+Prop. Inc./Dec.	Avail.+Prop. Inc./Dec.	25-26	26-27	27-28	28-29	Total Budgeted up to 2029
CA Construction Admin	120,000	0	120,000	0	120,000	120,000	0	0	0	0	120,000
CON Construction	1,500,000	0	1,500,000	0	1,500,000	1,500,000	0	0	0	0	1,500,000
CTGY-CIP Contingency - CIP	120,000	0	120,000	0	120,000	120,000	0	0	0	0	120,000
EDA Eng/Design/Admin	195,000	39,085	155,915	0	195,000	155,915	0	0	0	0	195,000
Expenditure Totals:	1,935,000	39,085	1,895,915	0	1,935,000	1,895,915	0	0	0	0	1,935,000

Fund Balance Required	Budget+Prop. Inc./Dec.	Available+Prop. Inc./Dec.
Sewer Operations Fund-4210	1,935,000	1,895,915



City of Modesto

Project #: 101371

UTL - Sonoma Sewer Trunk Ext Ph 4



City of Modesto: 2025-29 Capital Improvement Program

UTL - Sonoma Sewer Trunk Ext Ph 4

101371

Capital Un-sponsored

<i>Cost Center:</i> 49999	<i>Category:</i> Wastewater	<i>Start Date:</i> 2021
<i>Hosting Fund:</i> Sewer Operations Fund-4210	<i>Type Class:</i> Wastewater Utility	<i>End Date:</i> 2025
<i>Element Listing:</i> Comm Dev	<i>Area:</i> System Wide	<i>Status:</i> Active
<i>Classification:</i> Improvements	<i>Manager:</i> Ciotau, Cristian C	<i>Const. Code:</i> New or Future

Proj Desc: This project includes installation of the new Sonoma Sewer Trunk Extensions for the Tivoli Development. The scope of the project will include installation of new 24-inch diameter PVC sewer trunk extension along Future Aria Way from Future Bidgewood Way to Mable Avenue. This segment is referred to as SO-4 in the Wastewater Master Plan. All work within the project limits will conform to the City of Modesto Standards.

Proj Stat: Design has been completed.

Expenditures	Budget	Actual+Commit	Available	Prop. Inc./Dec. for 24-25	Budget+Prop. Inc./Dec.	Avail.+Prop. Inc./Dec.	25-26	26-27	27-28	28-29	Total Budgeted up to 2029
CA Construction Admin	120,000	0	120,000	0	120,000	120,000	0	0	0	0	120,000
CON Construction	1,500,000	0	1,500,000	0	1,500,000	1,500,000	0	0	0	0	1,500,000
CTGY-CIP Contingency - CIP	120,000	0	120,000	0	120,000	120,000	0	0	0	0	120,000
EDA Eng/Design/Admin	195,000	39,324	155,676	0	195,000	155,676	0	0	0	0	195,000
Expenditure Totals:	1,935,000	39,324	1,895,676	0	1,935,000	1,895,676	0	0	0	0	1,935,000

Fund Balance Required	Budget+Prop. Inc./Dec.	Available+Prop. Inc./Dec.
Sewer Operations Fund-4210	1,935,000	1,895,676

City of Modesto: 2025-29 Capital Improvement Program

UTL - 2020-2021 Sanitary Sewer Replacement

101375

Capital Un-sponsored

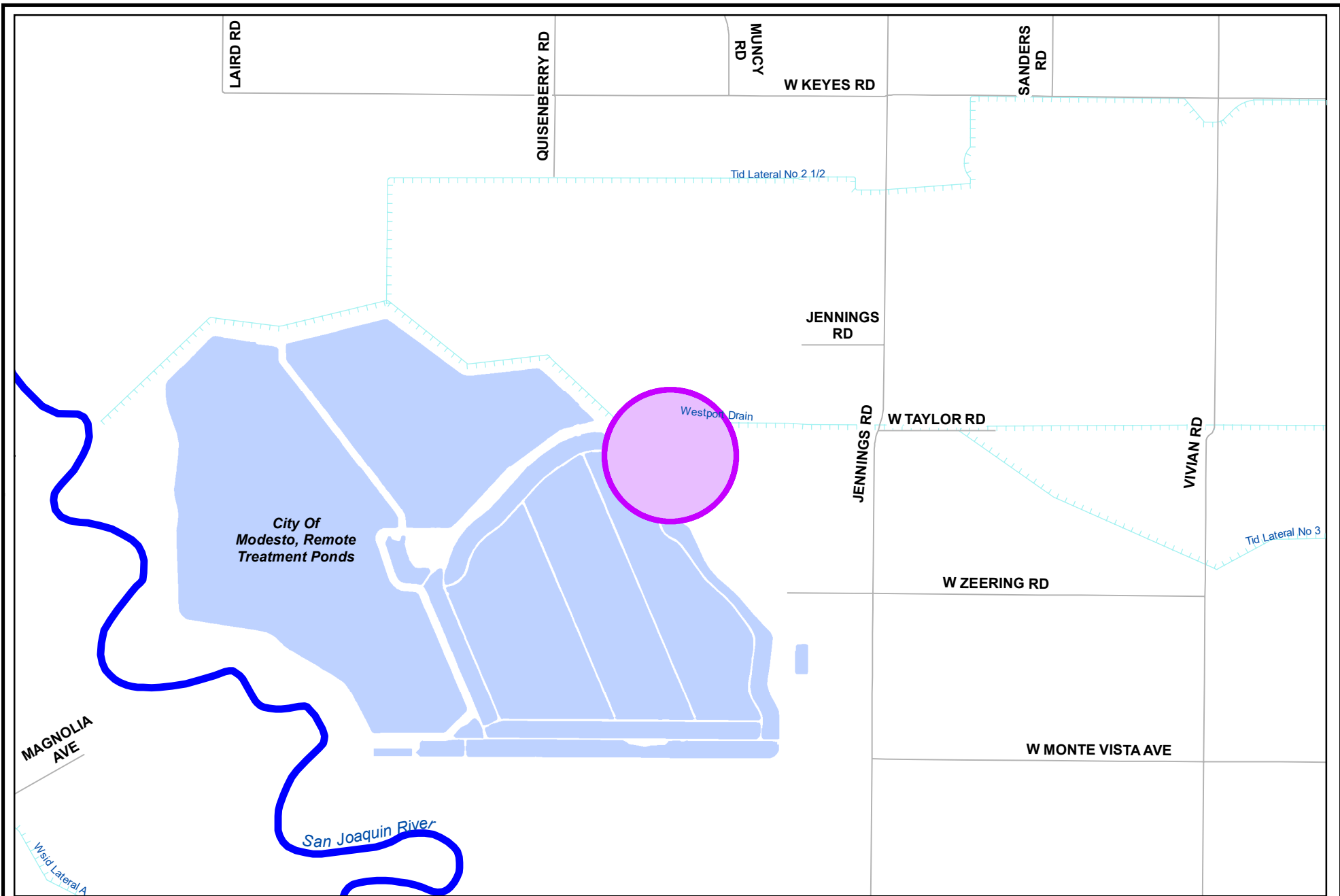
<i>Cost Center:</i> 49999	<i>Category:</i> Wastewater	<i>Start Date:</i> 2021
<i>Hosting Fund:</i> Sewer Operations Fund-4210	<i>Type Class:</i> Wastewater Utility	<i>End Date:</i> 2025
<i>Element Listing:</i> Comm Dev	<i>Area:</i> System Wide	<i>Status:</i> Active
<i>Classification:</i> Replacement	<i>Manager:</i> Ciotau, Cristian C	<i>Const. Code:</i> New or Future

Proj Desc: This project will remove approximately 110 linear feet of deteriorating 30-inch diameter rubberized corrugated metal sewer pipe at Briggsmore and Tully and replace with 30-inch diameter PVC sewer pipe. The two existing sewer manholes will also be replaced. Additionally, on Granger Avenue, near the Virginia Corridor, 700 linear feet of deteriorating 15-inch diameter corrugated metal sewer pipe will be removed and replaced with 15-inch diameter PVC sewer pipe. A new intermediate manhole will be added. On Hosmer Avenue, a 6-inch diameter VCP sewer main with hydraulic deficiencies will be removed and replaced with an 8-inch diameter PVC sewer main with adequate slope and a new terminal manhole will be installed in place of the existing lamp hole (cleanout). On Downey Ave, approximately 272 linear feet of VCP sewer pipe be removed and replaced with PVC sewer pipe. There are also three additional locations identified by the City collection group where the existing sewer main is hydraulically deficient or is damaged by the tree roots (on Yale Avenue Alley approximately 130 linear feet of 8-inch diameter VCP will be removed and replaced, on College/Harvard Alley approximately 425 linear feet of 8 inch VCP sewer main will be removed and replaced and on College/Exeter Alley approximately 420 linear feet of 8 inch VCP sewer main will be removed and replaced).

Proj Stat: Project is in design, Construction is anticipated to start in late 2024.

Expenditures	Budget	Actual+Commit	Available	Prop. Inc./Dec. for 24-25	Budget+Prop. Inc./Dec.	Avail.+Prop. Inc./Dec.	25-26	26-27	27-28	28-29	Total Budgeted up to 2029
CA Construction Admin	150,000	0	150,000	0	150,000	150,000	0	0	0	0	150,000
CON Construction	1,500,000	0	1,500,000	0	1,500,000	1,500,000	0	0	0	0	1,500,000
CTGY-CIP Contingency - CIP	150,000	0	150,000	0	150,000	150,000	0	0	0	0	150,000
EDA Eng/Design/Admin	200,000	43,443	156,557	0	200,000	156,557	0	0	0	0	200,000
Expenditure Totals:	2,000,000	43,443	1,956,557	0	2,000,000	1,956,557	0	0	0	0	2,000,000

Fund Balance Required	Budget+Prop. Inc./Dec.	Available+Prop. Inc./Dec.
Sewer Operations Fund-4210	2,000,000	1,956,557



City of Modesto

Project #: 101468

UTL - Pump Station at Jennings WWTP



City of Modesto: 2025-29 Capital Improvement Program

UTL - Pump Station at Jennings WWTP

101468

Capital Un-sponsored

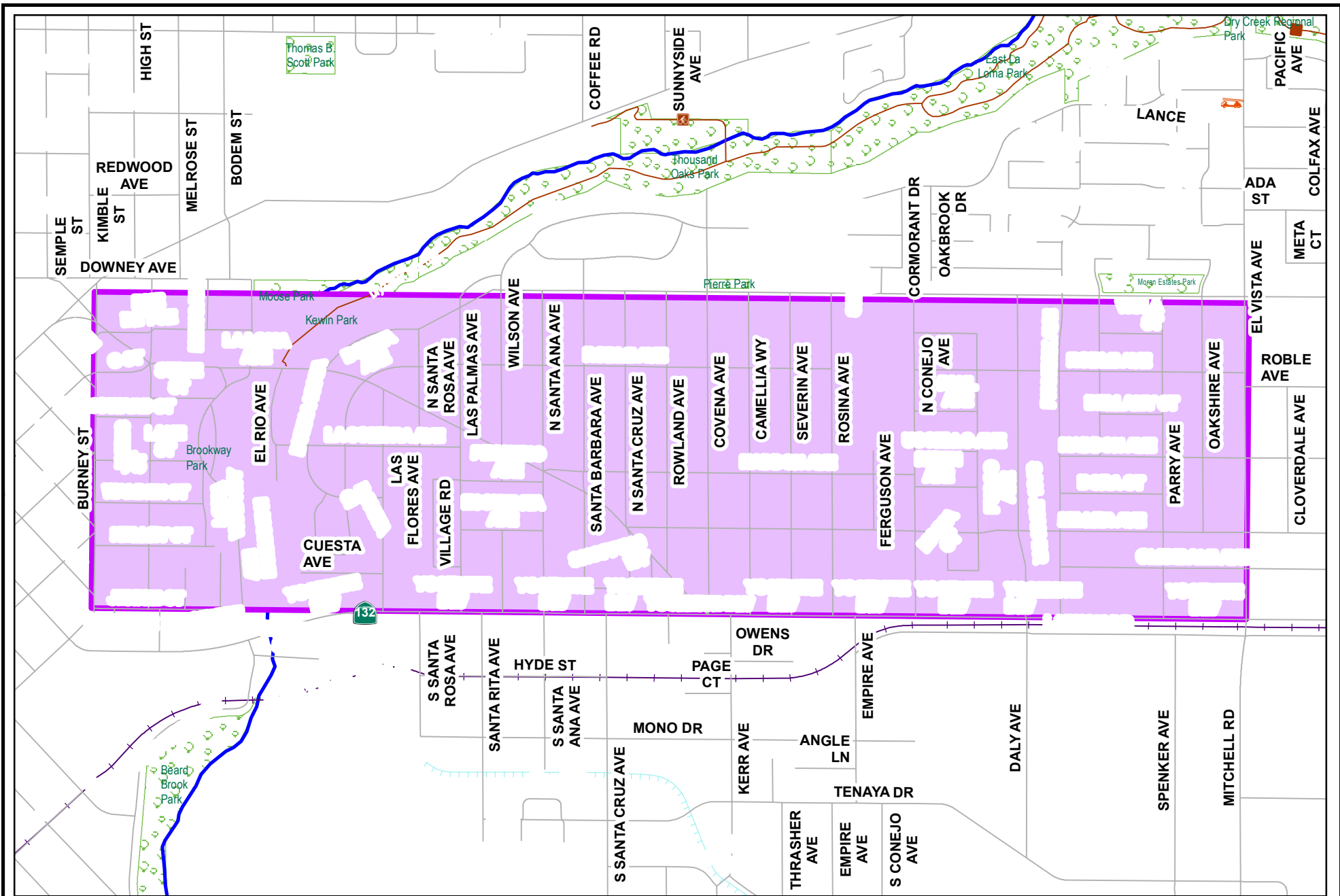
<i>Cost Center:</i> 49999	<i>Category:</i> Wastewater	<i>Start Date:</i> 2023
<i>Hosting Fund:</i> Sewer Operations Fund-4210	<i>Type Class:</i> Wastewater Utility	<i>End Date:</i> 2025
<i>Element Listing:</i> Comm Dev	<i>Area:</i> System Wide	<i>Status:</i> Active
<i>Classification:</i> Improvements	<i>Manager:</i> Ciotau, Cristian C	<i>Const. Code:</i> New or Future

Proj Desc: Wastewater personnel has been working together with TID to utilize water from TID's adjacent canals out at Jennings Wastewater Treatment Plant. TID has indicated the availability of water is much greater than our current temporary pump station is able to handle. A new pump station will be required to replace the temporary one, in order to meet the needed capacity for pumping the water into the existing storage pond no.1

Proj Stat: Project is new for FY 23-24.

Expenditures	Budget	Actual+Commit	Available	Prop. Inc./Dec. for 24-25	Budget+Prop. Inc./Dec.	Avail.+Prop. Inc./Dec.	25-26	26-27	27-28	28-29	Total Budgeted up to 2029
CA Construction Admin	200,000	0	200,000	0	200,000	200,000	0	0	0	0	200,000
CON Construction	2,000,000	0	2,000,000	0	2,000,000	2,000,000	0	0	0	0	2,000,000
CTGY-CIP Contingency - CIP	200,000	0	200,000	0	200,000	200,000	0	0	0	0	200,000
EDA Eng/Design/Admin	630,177	508,030	122,147	0	630,177	122,147	0	0	0	0	630,177
Expenditure Totals:	3,030,177	508,030	2,522,147	0	3,030,177	2,522,147	0	0	0	0	3,030,177

Fund Balance Required	Budget+Prop. Inc./Dec.	Available+Prop. Inc./Dec.
Sewer Operations Fund-4210	3,030,177	2,522,147



City of Modesto

Project #: 101556

UTL - La Loma Sewer Replacement Phase II



City of Modesto: 2025-29 Capital Improvement Program

UTL - La Loma Sewer Replacement Phase II

101556
Capital Un-sponsored

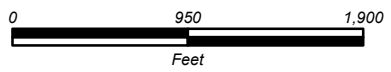
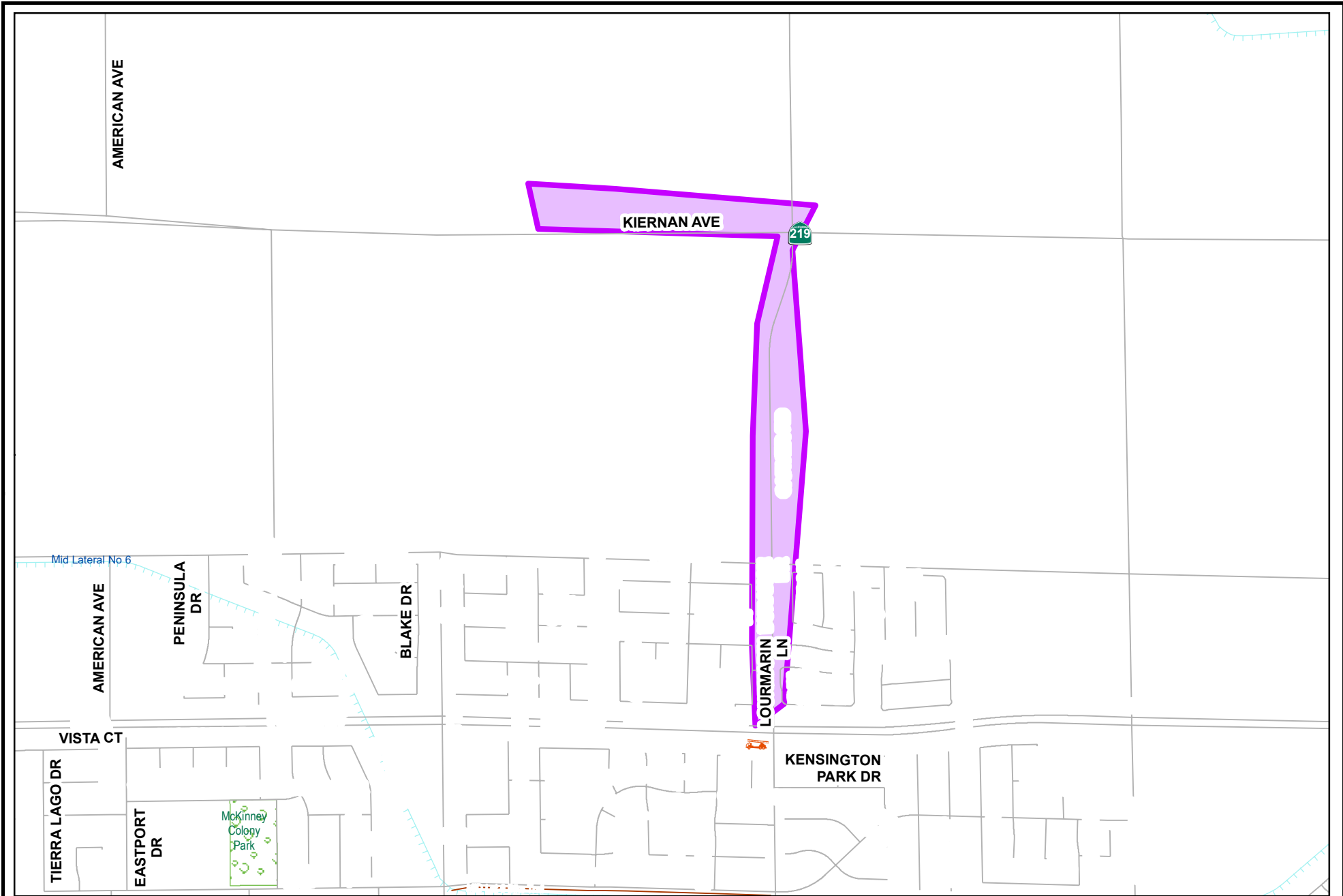
<i>Cost Center:</i> 49999	<i>Category:</i> Wastewater	<i>Start Date:</i> 2023
<i>Hosting Fund:</i> Sewer Operations Fund-4210	<i>Type Class:</i> Wastewater Utility	<i>End Date:</i> 2026
<i>Element Listing:</i> Comm Dev	<i>Area:</i> System Wide	<i>Status:</i> Active
<i>Classification:</i> Improvements	<i>Manager:</i> Ciotau, Cristian C	<i>Const. Code:</i> New or Future

Proj Desc: This project will provide sewer main replacement in various locations throughout the La Loma neighborhood.

Proj Stat: Project is in design.

Expenditures	Budget	Actual+Commit	Available	Prop. Inc./Dec. for 24-25	Budget+Prop. Inc./Dec.	Avail.+Prop. Inc./Dec.	25-26	26-27	27-28	28-29	Total Budgeted up to 2029
CA Construction Admin	700,000	0	700,000	0	700,000	700,000	0	0	0	0	700,000
CCF City Construct Force	50,000	0	50,000	0	50,000	50,000	0	0	0	0	50,000
CON Construction	6,000,000	0	6,000,000	0	6,000,000	6,000,000	0	0	0	0	6,000,000
CTGY-CIP Contingency - CIP	600,000	0	600,000	0	600,000	600,000	0	0	0	0	600,000
EDA Eng/Design/Admin	250,000	7,768	242,232	0	250,000	242,232	0	0	0	0	250,000
Expenditure Totals:	7,600,000	7,768	7,592,232	0	7,600,000	7,592,232	0	0	0	0	7,600,000

Fund Balance Required	Budget+Prop. Inc./Dec.	Available+Prop. Inc./Dec.
Sewer Operations Fund-4210	7,600,000	7,592,232



City of Modesto

Project #: 101569

UTL - Stanislaus Elementary School - Carver Road Sewer Extension



City of Modesto: 2025-29 Capital Improvement Program

UTL - Stanislaus Elementary School - Carver Road Sewer Extension

101569

Capital Un-sponsored

<i>Cost Center:</i> 49999	<i>Category:</i> Wastewater	<i>Start Date:</i> 2024
<i>Hosting Fund:</i> Sewer Operations Fund-4210	<i>Type Class:</i> Wastewater Utility	<i>End Date:</i> 2026
<i>Element Listing:</i> Comm Svcs & Fac	<i>Area:</i> Carver Bangs	<i>Status:</i> Active
<i>Classification:</i> Improvements	<i>Manager:</i> Alves, Alfred James	<i>Const. Code:</i> New or Future

Proj Desc: The project will extend a new wastewater main from the existing Bangs Ave sewer trunk north along the Carver Rd ROW and then west along Kiernan Ave to serve the Stanislaus Elementary School, located at 1931 Kiernan Ave. The existing school has a septic system that will no longer be able to serve the demands of the school and the Stanislaus School District has asked the City to provide sewer services. Stanislaus School District is working with the State and Stanislaus County to secure grant funding from the septic-to-sewer program for the project. Project is expected to start design in FY 23/24, funded by a third party with State Technical Assistance funds, and complete construction by end of calendar year 2025.

Proj Stat: Project is currently in design.

Expenditures	Budget	Actual+Commit	Available	Prop. Inc./Dec. for 24-25	Budget+Prop. Inc./Dec.	Avail.+Prop. Inc./Dec.	25-26	26-27	27-28	28-29	Total Budgeted up to 2029
EDA Eng/Design/Admin	50,000	0	50,000	0	50,000	50,000	0	0	0	0	50,000
Expenditure Totals:	50,000	0	50,000	0	50,000	50,000	0	0	0	0	50,000

Fund Balance Required	Budget+Prop. Inc./Dec.	Available+Prop. Inc./Dec.
Sewer Operations Fund-4210	50,000	50,000

WATER SYSTEM


SYSTEM OVERVIEW

The City of Modesto’s regional water system supplies water to City of Modesto residents and communities within Stanislaus County, which include Empire, Salida, Del Rio, Grayson and portions of Ceres and Turlock. The City is responsible for 7 separate water systems, with 75 active wells and 1,000 miles of water mains. Water wells range in depth from 250-600’ feet. Modesto’s well water (groundwater) is obtained from a confined aquifer, which is located below an extensive layer of clay, on the west side and unconfined on the east side.

Since 1995, the City has supplemented its groundwater supply with treated surface water purchased from the Modesto Regional Water Treatment Plant (MRWTP), which is maintained and operated by Modesto Irrigation District (MID). The MRWTP currently has the capacity to provide up to 60 MGD of treated surface water per day. Within the City of Modesto and its vicinity, water from both groundwater wells and the MRWTP goes directly into the City’s contiguous distribution system. Conjunctive use of both surface water and groundwater has ensured delivery of safe, reliable drinking water to the Modesto area, while minimizing the impact to the groundwater supply and allowing groundwater levels to stabilize. During drought conditions that would cause a surface water curtailment from MID, the City increases pumping of the groundwater wells throughout the City’s water system to make up the difference throughout the year, especially in high demand months from the spring to early fall. In the outlying systems solely served by groundwater, water from the wells enters directly into the distribution system to serve area customers.

The water system also currently includes twelve active storage tanks, with over 22.25 million gallons of combined storage capacity. An additional 0.25 MG capacity tank and pump station in Del Rio was completed in summer of 2020. Two additional separate MID maintained tanks provide the system with additional storage capacity of up to 10 million gallons.

City staff completed a Water Master Plan (WMP) and the associated Environmental Impact Report (EIR) in 2020. An update to the Water System Engineer’s Report was also completed in September of 2022. These documents are used for both short and long-range planning and provides an updated evaluation of the City’s water system and clearly identifies feasible projects to ensure that a reliable quantity and quality of water will be provided to existing and future customers for years to come. They will



CITY OF MODESTO

Water Master Plan

WEST YOST ASSOCIATES

also be key supporting documents in the updating of the City’s General Plan to help guide new development and future water rate/capacity charge studies.

HIGHLIGHTS

The FY 2024-2025 Capital Improvement Program emphasizes the City’s commitment to meet both the current and long-range water needs of the community. New wells, tanks, water mains, wellhead treatment, water meters, and other system improvements will enhance capacity and delivery.

Funding for the City water system operations and ongoing capital improvement water projects depends largely on the revenue received from collected water rates and water connection fees.

The City’s water system faces significant challenges, including drought impacts, loss of wells from contamination, potential loss of surface supply due to environmental rulings, water pressure concerns, and aged infrastructure in older areas of the system. The AB 2572 state-mandated metering program has been completed ahead of 2025 deadline and all water services are metered with automated meter readings and customers are billed by volumetric usage.

MAJOR ACCOMPLISHMENTS

Completed Projects:

- Sutter Avenue Neighborhood Strengthen & Replace Water Mains
- Grayson Community Strengthen & Replace Water Mains
- Highway Village Neighborhood Strengthen & Replace Water Mains
- Empire Yosemite Blvd. Water Mains Crossings

Ongoing Activities (Currently in Construction):

- Grayson Well 69 (Replacing Well 274) Surface Improvements
- Colorado Ave. Strengthen & Replace Water Mains (as part of the Re-Bid River Trunk Gravity Project)
- Sylvan Water Main Upgrade (as part of the Sonoma Trunk Extension and Lift Station Project)
- La Loma Phase 3A Strengthen & Replace Water Mains
- Re-Bid La Loma Phase 2C Strengthen & Replace Water Mains
- J.M. Pike Park Strengthen & Replace Water Mains

Various Water Projects are scheduled to begin construction by FY 2024-25:

- Well 312 Treatment & Flushline Improvements



- Bret Harte Neighborhood Strengthen & Replace Water Mains – Phase 1
- Coffee Road Strengthen & Replace Water Mains
- Various Well Flushlines 40, 41, 265 Improvements
- S. Modesto Areas Strengthen & Replace Water Mains – Phase 1
- Empire Strengthen & Replace Water Mains – Phase 2 & 3
- Bystrum Area Strengthen & Replace Water Mains – Phase 1
- Hwy 99 Strengthen & Replace Water Main Crossings
- Yosemite Transmission Main
- Riverdale Water System Consolidation Project

The following major projects are in the design phase:

- 7th Street Bridge Water Main
- Empire Strengthen & Replace Water Mains – Phase 1
- Mark Twain Jr. High Area Strengthen & Replace Water Mains
- Chicago-Paradise Area Strengthen & Replace Water Mains
- Paradise-Grimes-Ohio Area Strengthen & Replace Water Mains
- Tank #4 Recoat & Repairs

Water Resources Engineering accomplishments:

- Completed Riverdale Water System Consolidation Design Phase
- Preliminary Award of \$9.4M Groundwater Supply Contamination Prevention and Cleanup Grant
- Awarded up to 7.1M for Riverdale Water System Consolidation Project
- Applied for \$5.4M in grants for SCADA Project

On-going Water Resources Engineering Projects:

- 2023 Modesto Annual Water Supply and Demand Report Due July 1, 2024
- Supervisory Control And Data Acquisition (SCADA) Master Plan
- Well Siting Study for Groundwater Well Rehabilitation and Replacement Program
- Updating Water System Computer Hydraulic Model

Scheduled Projects for FY 2024-25

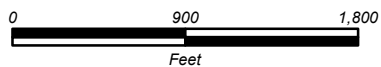
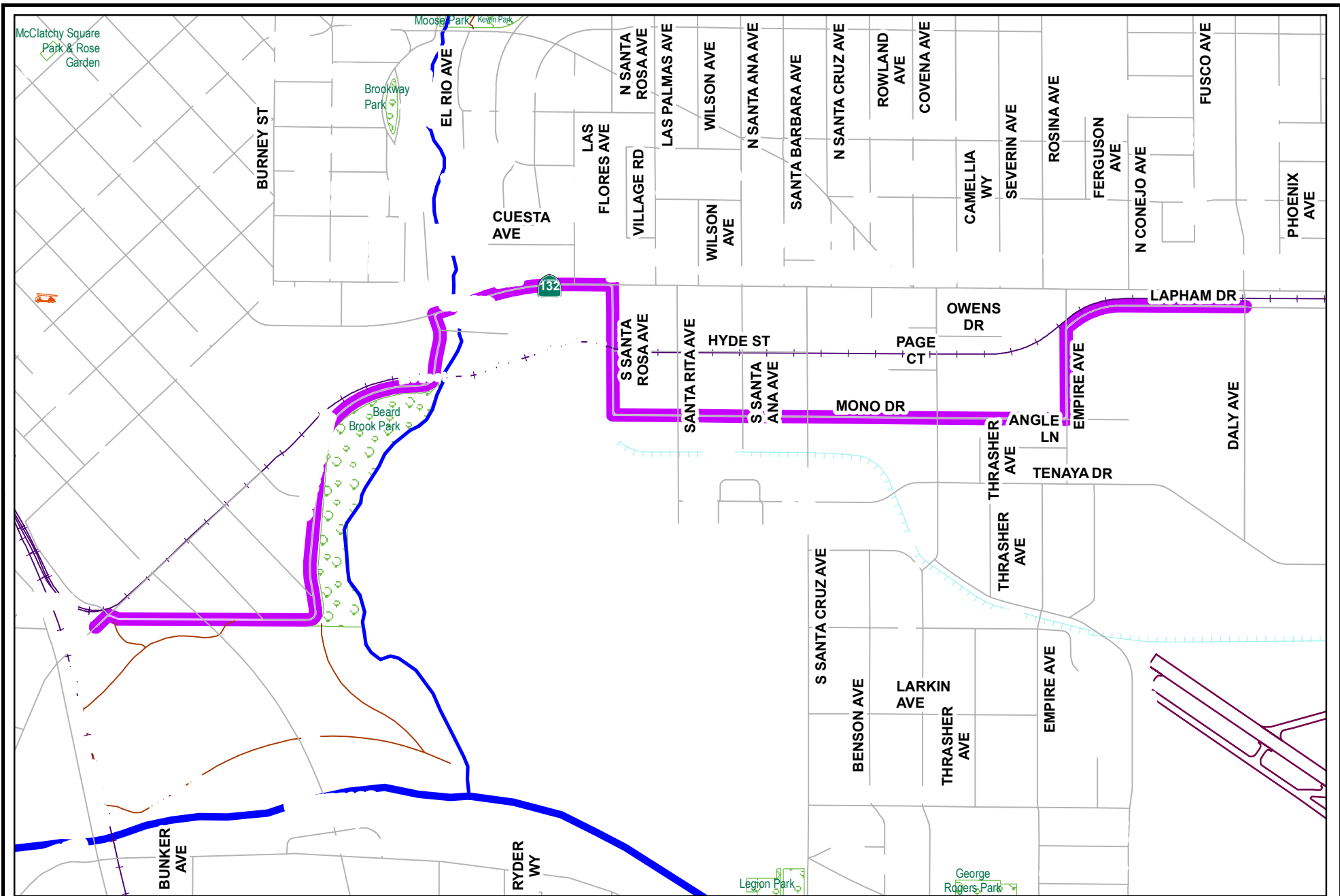
- Conduct Modesto's Water System Risk & Resiliency Assessment and Update the Emergency Response Plan for 2025
- Grant Application for Water System Extensions to Serve Stanislaus Elementary School
- Initiate Study to Identify Next Opportunities for Groundwater Recharge Projects
- Initiate Design for the Groundwater Supply Contamination Prevention and Cleanup Project



POLICY ISSUES

In 2006 the City Council approved a modified comprehensive plan to install meters throughout the Modesto water service area. This is a state-mandated, long-term plan that was originally approved in Fiscal Year 2005 and was completed in 2023 at an estimated total project cost of \$50 million.

On August 22, 2023, the City adopted a five-year water rate plan that will end in FY 27-28. The rates are based on actual costs of service for water system reliability, water quality improvements, regulatory mandates, and to incorporate the new capital improvement program. City staff are actively monitoring the water fund to ensure that the City meets the revenue requirements for capital projects and adopted financial policies.



City of Modesto

Project #: 100467

UPP - DSI Yosemite Transmission Main



City of Modesto: 2025-29 Capital Improvement Program

UTL - DSI Yosemite Transmission Main

100467

Capital Un-sponsored

<i>Cost Center:</i> 49999	<i>Category:</i> Water	<i>Start Date:</i> 2007
<i>Hosting Fund:</i> Water Fund - CIP Projects-4180	<i>Type Class:</i> Water	<i>End Date:</i> 2025
<i>Element Listing:</i> Comm Svcs & Fac	<i>Area:</i> System Wide	<i>Status:</i> Active
<i>Classification:</i> Improvements	<i>Manager:</i> Vargas, Edgar	<i>Const. Code:</i> Not Awarded

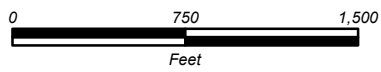
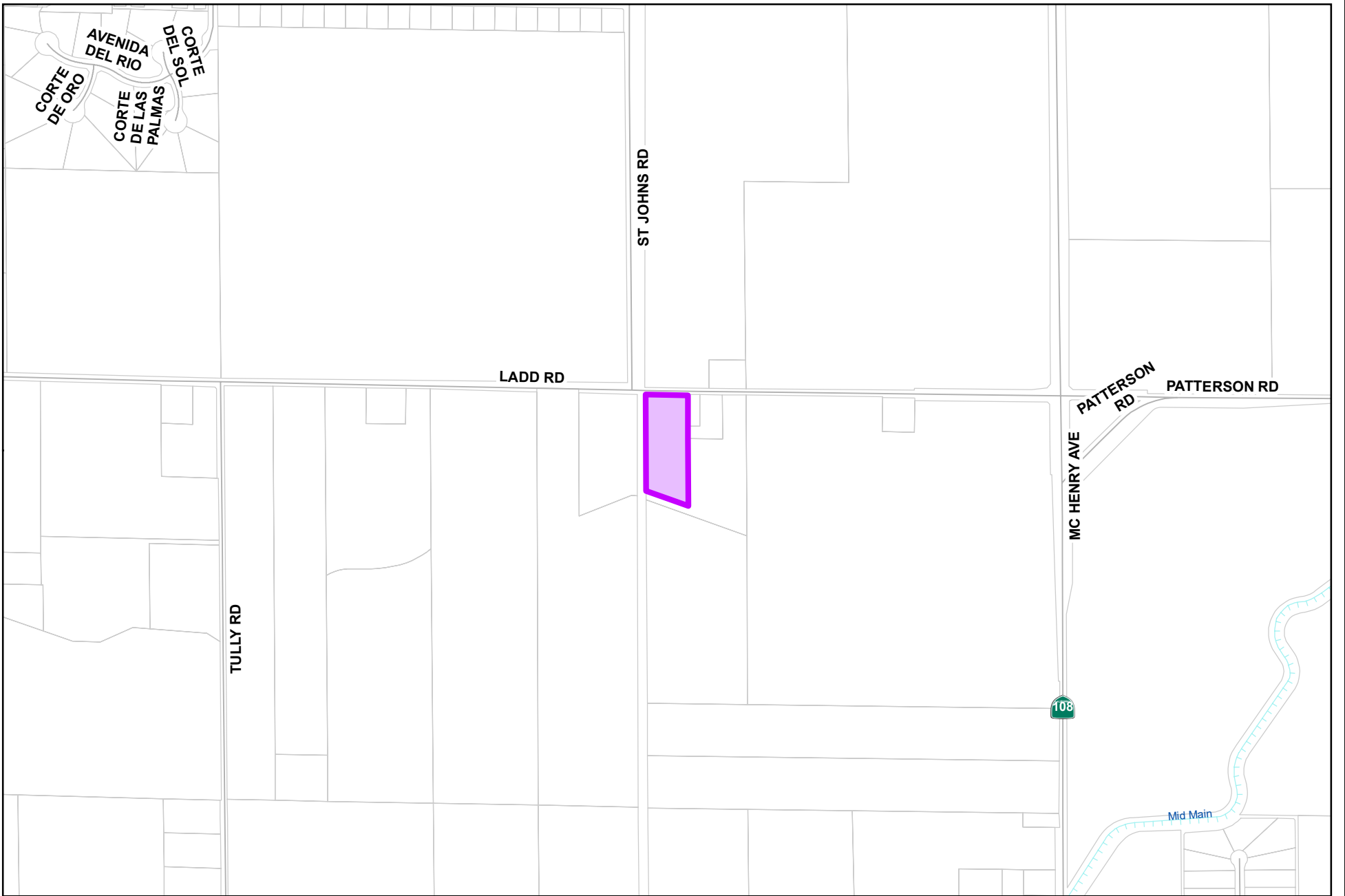
Proj Desc: This project will provide funding for the design, bid and construction of approximately 14,000 linear feet of 16-inch transmission main from the intersection of 7th/B St; in S. Morton, Yosemite Blvd, S. Santa Rosa, Mono Dr., Empire Ave and Lapham Dr to the intersection of Lapham and Spenker.

Proj Stat: Project is currently in design. Construction is anticipated to begin in FY 24/25.

Revenues	Budget	Actuals+Commit	Available	Prop. Inc./Dec. for 24-25	Bud + Prop. Incr/Decr	Avail.+ Prop. Incr/Decr	25-26	26-27	27-28	28-29	Total Budgeted up to 2029
47020 Refunds, Damages, and Cost Recovery	182	183	-1	0	182	-1	0	0	0	0	182
80501 Reserve - Bond Financing	3,000,000	0	3,000,000	0	3,000,000	3,000,000	0	0	0	0	3,000,000
Revenue Totals:	3,000,182	183	2,999,999	0	3,000,182	2,999,999	0	0	0	0	3,000,182

Expenditures	Budget	Actual+Commit	Available	Prop. Inc./Dec. for 24-25	Budget+Prop. Inc./Dec.	Avail.+Prop. Inc./Dec.	25-26	26-27	27-28	28-29	Total Budgeted up to 2029
CCF City Construct Force	25,000	0	25,000	0	25,000	25,000	0	0	0	0	25,000
EDA Eng/Design/Admin	2,002,737	1,807,543	195,194	0	2,002,737	195,194	0	0	0	0	2,002,737
LA Land Acquisition	1,632,780	1,632,779	1	0	1,632,780	1	0	0	0	0	1,632,780
Expenditure Totals:	3,660,517	3,440,322	220,195	0	3,660,517	220,195	0	0	0	0	3,660,517

Fund Balance Required	Budget+Prop. Inc./Dec.	Available+Prop. Inc./Dec.
Water Fund - CIP Projects-4180	660,335	-2,779,805



City of Modesto

Project #: 100473

UPP - Del Rio Tank 14 & Pump Station



City of Modesto: 2025-29 Capital Improvement Program

UTL - Del Rio Water Tank (100471) - Suspended

100473

Capital Un-sponsored

<i>Cost Center:</i> 49999	<i>Category:</i> Water	<i>Start Date:</i> 2008
<i>Hosting Fund:</i> Water Fund - CIP Projects-4180	<i>Type Class:</i> Water	<i>End Date:</i> 2023
<i>Element Listing:</i> Comm Svcs & Fac	<i>Area:</i> System Wide	<i>Status:</i> Active
<i>Classification:</i> Improvements	<i>Manager:</i> Vargas, Edgar	<i>Const. Code:</i> To be Closed

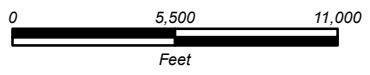
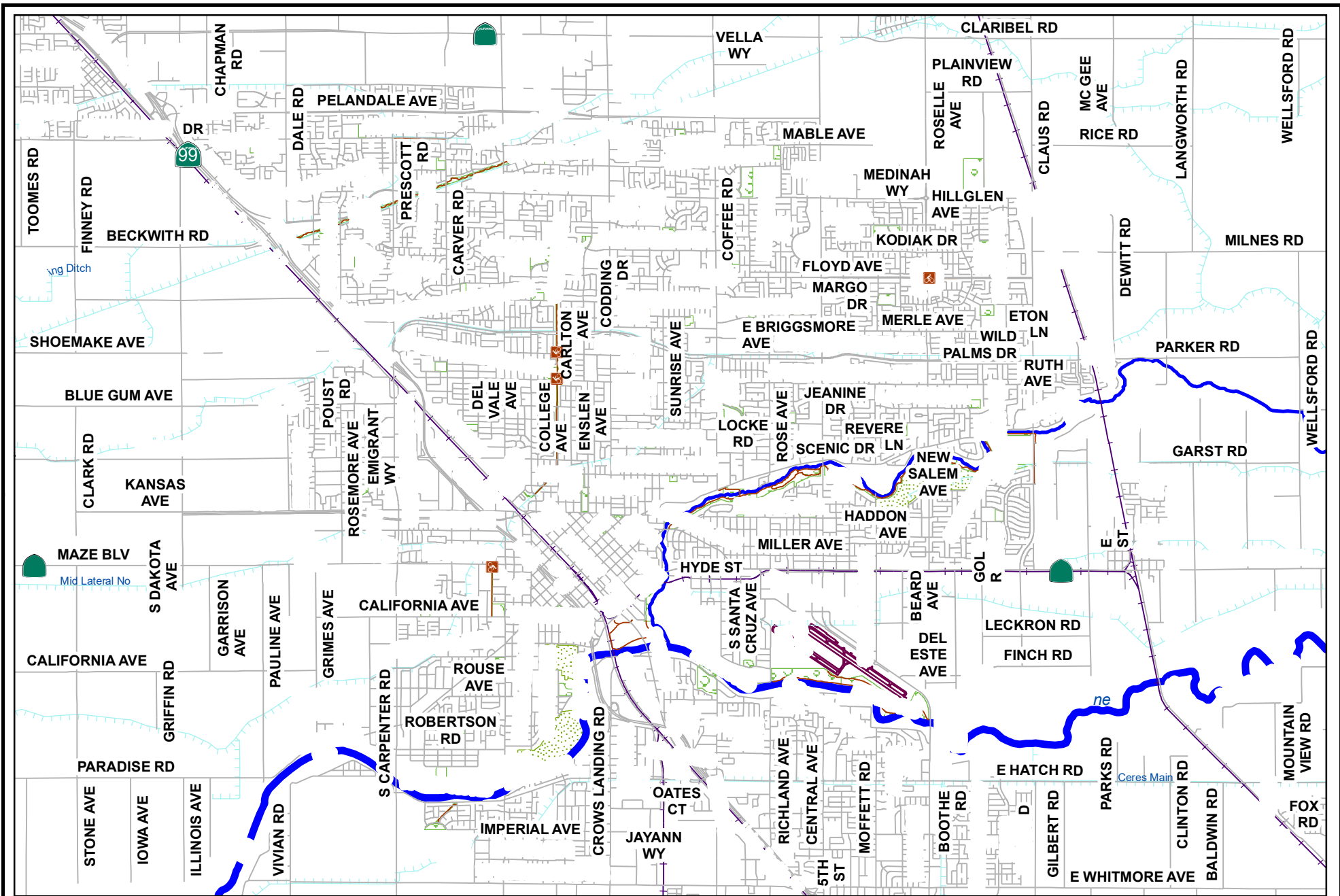
Proj Desc: This project will provide funding to build a 0.25 million gallon water storage tank in the Del Rio water service area. In addition to the tank, plans include a 2.45 million gallon per day booster pump station, 1,000 gpm well pump, emergency generator and granular activated carbon vessels for treatment.

It is intended to complete this project as quickly as possible due to the terms of the City's settlement agreement with the Del Rio Community Association.

Proj Stat: Construction Completed in FY 21/22, Council Accepted Project on 10/25/22.

Expenditures	Budget	Actual+Commit	Available	Prop. Inc./Dec. for 24-25	Budget+Prop. Inc./Dec.	Avail.+Prop. Inc./Dec.	25-26	26-27	27-28	28-29	Total Budgeted up to 2029
CA Construction Admin	1,486,020	1,441,087	44,933	0	1,486,020	44,933	0	0	0	0	1,486,020
CCF City Construct Force	75,000	0	75,000	0	75,000	75,000	0	0	0	0	75,000
CON Construction	7,510,835	7,426,116	84,719	0	7,510,835	84,719	0	0	0	0	7,510,835
CTGY Contingency - CIP	2,854,117	2,777,574	76,543	0	2,854,117	76,543	0	0	0	0	2,854,117
EDA Eng/Design/Admin	1,792,108	1,769,704	22,404	0	1,792,108	22,404	0	0	0	0	1,792,108
ENV Environmental	374,018	374,018	0	0	374,018	0	0	0	0	0	374,018
LA Land Acquisition	311,115	311,115	0	0	311,115	0	0	0	0	0	311,115
Expenditure Totals:	14,403,213	14,099,614	303,599	0	14,403,213	303,599	0	0	0	0	14,403,213

Fund Balance Required	Budget+Prop. Inc./Dec.	Available+Prop. Inc./Dec.
Water Fund - CIP Projects-4180	14,403,213	303,599



City of Modesto

Project #: 100798
 PW - Installation of Flush Lines



City of Modesto: 2025-29 Capital Improvement Program

UTL - Installation of Flush Lines

100798

Capital Un-sponsored

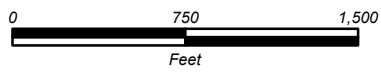
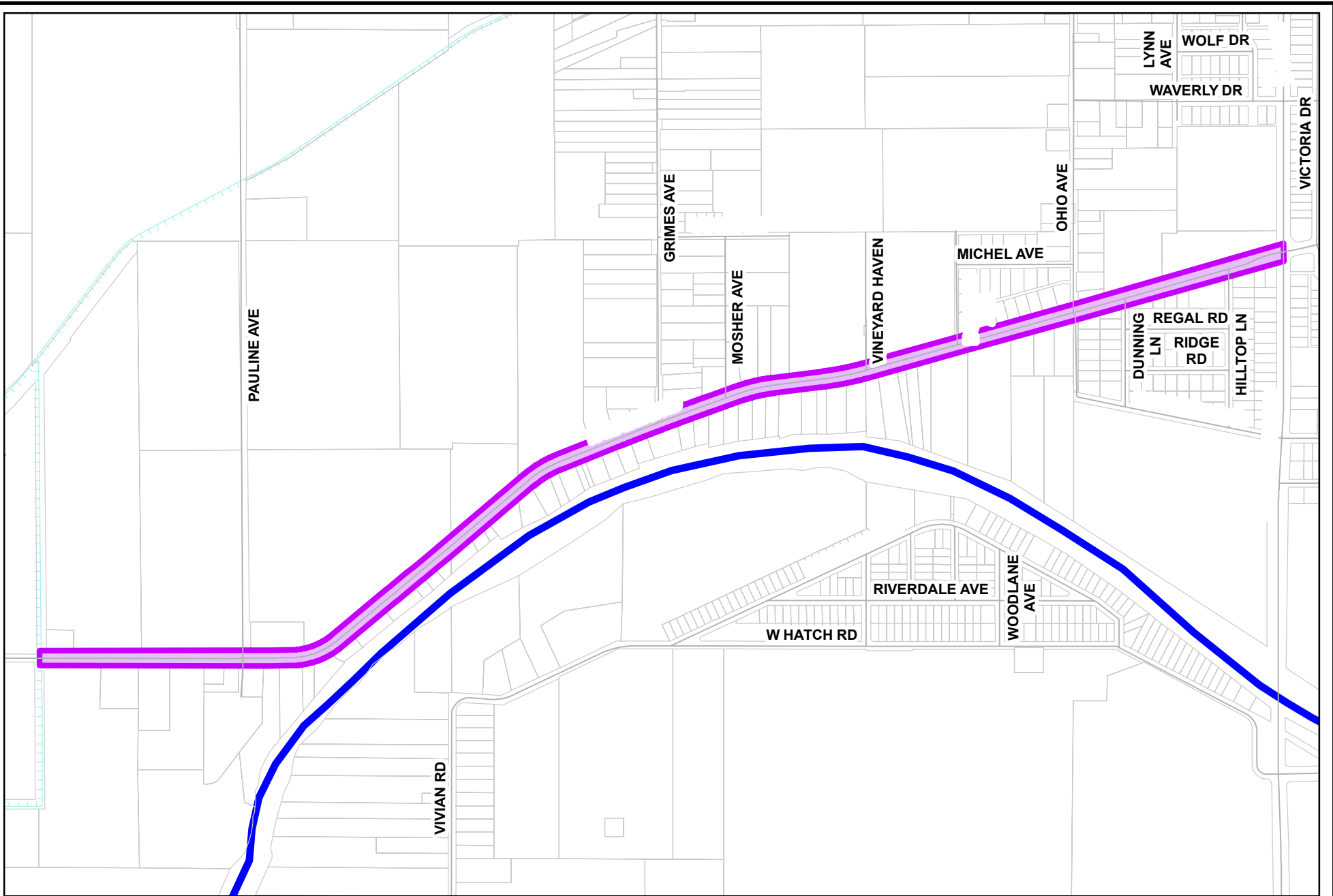
<i>Cost Center:</i> 59999	<i>Category:</i> Water	<i>Start Date:</i> 2020
<i>Hosting Fund:</i> Water Fund - CIP Projects-4180	<i>Type Class:</i> Water	<i>End Date:</i> 2025
<i>Element Listing:</i> Comm Svcs & Fac	<i>Area:</i> Within City	<i>Status:</i> Active
<i>Classification:</i> Improv	<i>Manager:</i> Vargas, Edgar	<i>Const. Code:</i> Not Awarded

Proj Desc: This project will install flush lines at well sites 40, 41 & 265. Installing flush lines will facilitate the flushing and sampling process prior to bringing wells back online when there has been contamination.

Proj Stat: Project is currently at 95% design. Construction anticipated to begin in FY 24/25.

Expenditures	Budget	Actual+Commit	Available	Prop. Inc./Dec. for 24-25	Budget+Prop. Inc./Dec.	Avail.+Prop. Inc./Dec.	25-26	26-27	27-28	28-29	Total Budgeted up to 2029
CA Construction Admin	160,000	501	159,499	0	160,000	159,499	0	0	0	0	160,000
CCF City Construct Force	300,000	163,550	136,450	0	300,000	136,450	0	0	0	0	300,000
CON Construction	1,492,000	0	1,492,000	0	1,492,000	1,492,000	0	0	0	0	1,492,000
CTGY-CIP Contingency - CIP	160,000	0	160,000	0	160,000	160,000	0	0	0	0	160,000
EDA Eng/Design/Admin	312,000	179,547	132,453	0	312,000	132,453	0	0	0	0	312,000
Expenditure Totals:	2,424,000	343,599	2,080,401	0	2,424,000	2,080,401	0	0	0	0	2,424,000

Fund Balance Required	Budget+Prop. Inc./Dec.	Available+Prop. Inc./Dec.
Water Fund - CIP Projects-4180	2,424,000	2,080,401



City of Modesto

Project #: 100804

UPP - Paradise Strengthen & Replace Water Mains - Phase 1



City of Modesto: 2025-29 Capital Improvement Program

UTL - Paradise/Grimes/Ohio Area S&R Water Mains

100804

Capital Un-sponsored

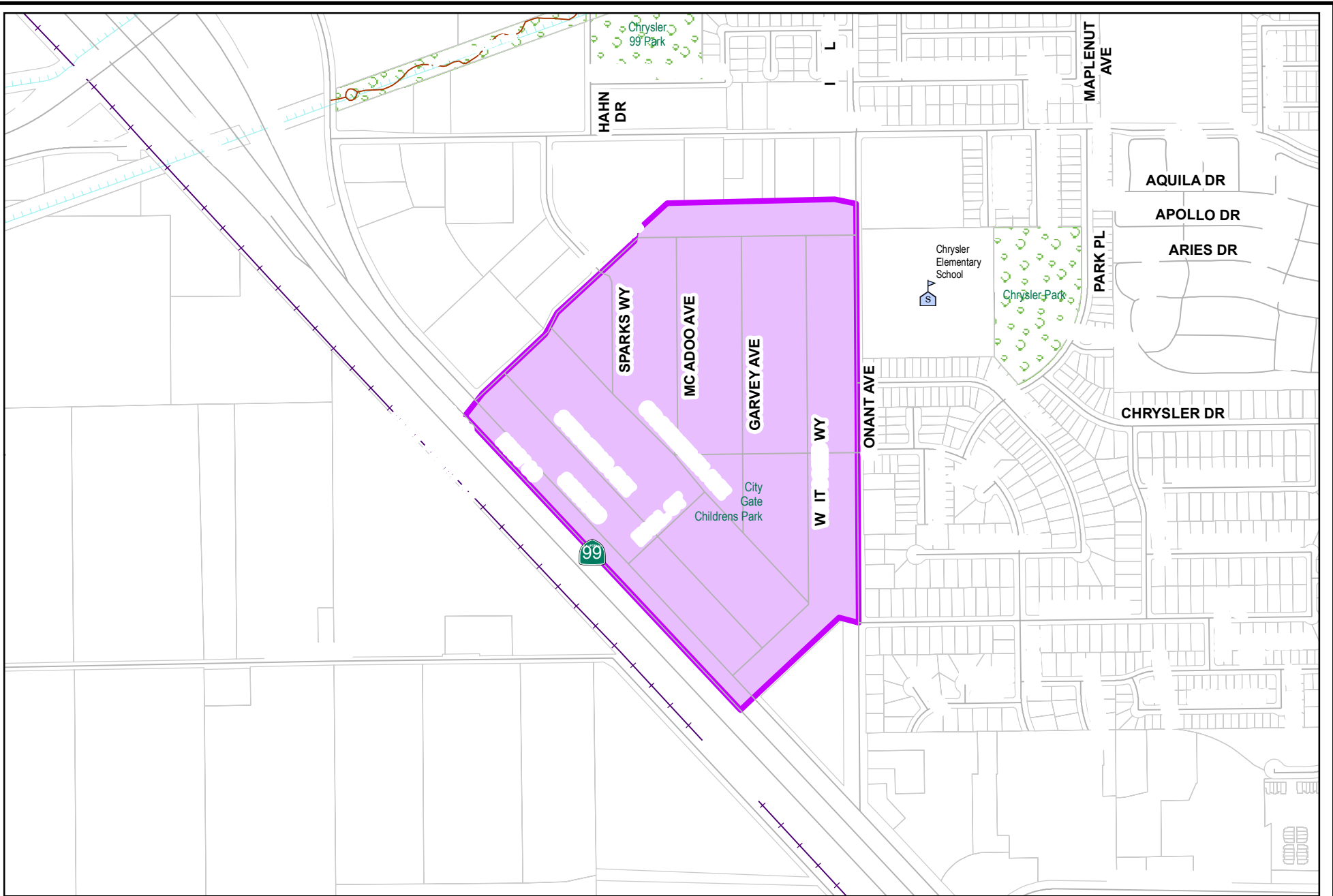
<i>Cost Center:</i> 59999	<i>Category:</i> Water	<i>Start Date:</i> 2014
<i>Hosting Fund:</i> Water Fund - CIP Projects-4180	<i>Type Class:</i> Water	<i>End Date:</i> 2026
<i>Element Listing:</i> Comm Svcs & Fac	<i>Area:</i> Within City	<i>Status:</i> Active
<i>Classification:</i> Improv	<i>Manager:</i> Vargas, Edgar	<i>Const. Code:</i> Not Awarded

Proj Desc: Existing water lines in the Paradise/Ohio/Grimes area are approximately 60 year old steel mains that are small in diameter and need to be replaced in accordance with industry standard practice. This project will provide funding to install new 8" and 12" water lines with individual residential services and additional fire hydrants to the neighborhood within Grimes Avenue north of Paradise, Ohio Ave north of Paradise to MID canal, Michael Ave, Mosher Ave and Paradise (Pauline to Ohio).

Proj Stat: Project is currently in design. Design is anticipated to be completed at the end of 2024. Construction is anticipated to begin in early 2025.

Expenditures	Budget	Actual+Commit	Available	Prop. Inc./Dec. for 24-25	Budget+Prop. Inc./Dec.	Avail.+Prop. Inc./Dec.	25-26	26-27	27-28	28-29	Total Budgeted up to 2029
CA Construction Admin	169,000	5,800	163,200	0	169,000	163,200	0	0	0	0	169,000
CCF City Construct Force	32,614	0	32,614	0	32,614	32,614	0	0	0	0	32,614
CON Construction	1,661,000	0	1,661,000	0	1,661,000	1,661,000	0	0	0	0	1,661,000
CTGY-CIP Contingency - CIP	210,000	0	210,000	0	210,000	210,000	0	0	0	0	210,000
EDA Eng/Design/Admin	650,000	648,278	1,722	0	650,000	1,722	0	0	0	0	650,000
LA Land Acquisition	15,000	4,000	11,000	0	15,000	11,000	0	0	0	0	15,000
Expenditure Totals:	2,737,614	658,077	2,079,537	0	2,737,614	2,079,537	0	0	0	0	2,737,614

Fund Balance Required	Budget+Prop. Inc./Dec.	Available+Prop. Inc./Dec.
Water Fund - CIP Projects-4180	2,737,614	2,079,537



City of Modesto

Project #: 100846

UTI - Highway Village Strengthen & Replace Water Mains



City of Modesto: 2025-29 Capital Improvement Program

UTL - Highway Village Strengthen & Replace Water Mains

100846

Capital Un-sponsored

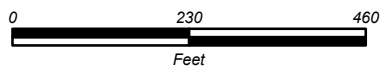
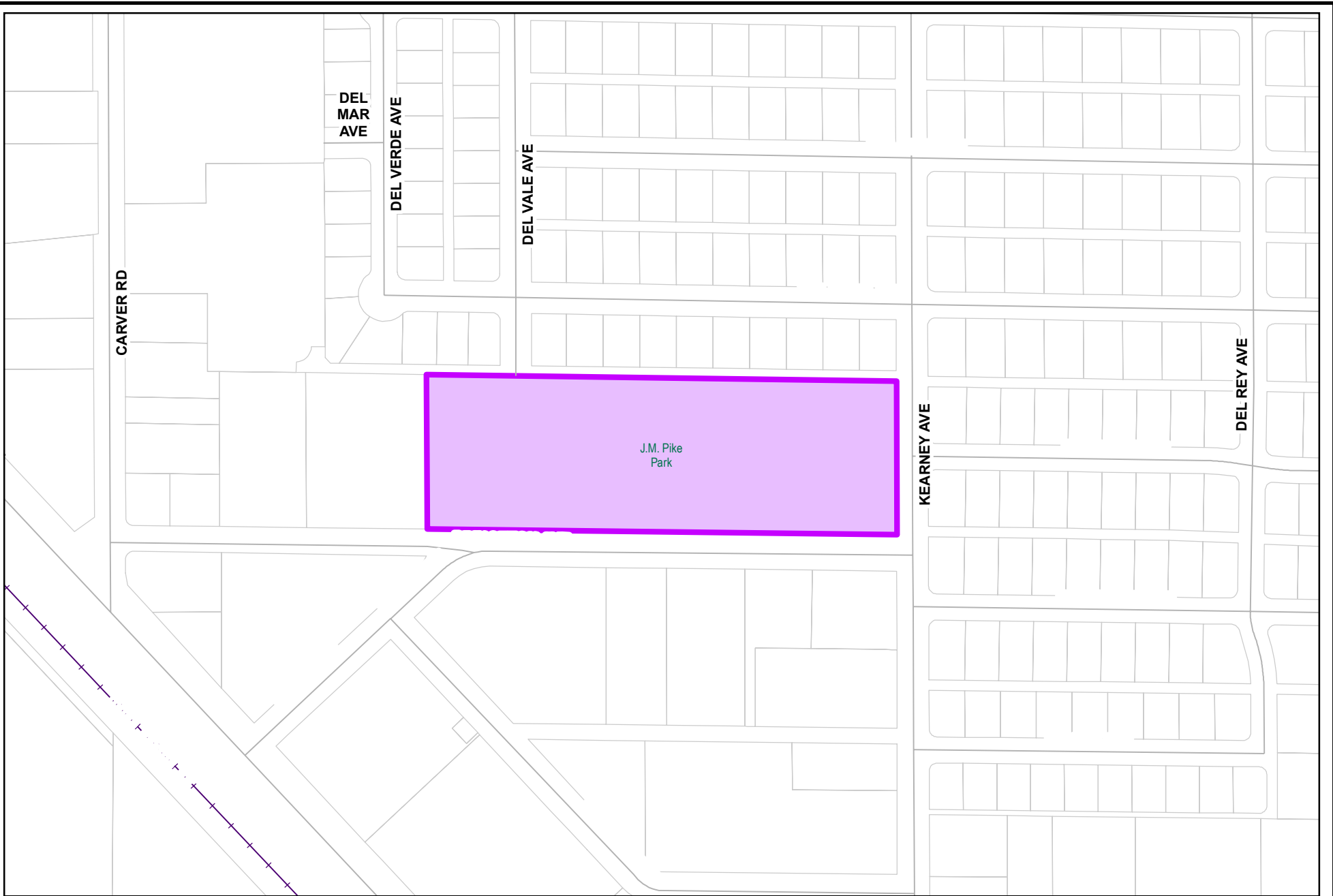
<i>Cost Center:</i> 49999	<i>Category:</i> Water	<i>Start Date:</i> 2016
<i>Hosting Fund:</i> Water Fund - CIP Projects-4180	<i>Type Class:</i> Water	<i>End Date:</i> 2024
<i>Element Listing:</i> Comm Svcs & Fac	<i>Area:</i> System Wide	<i>Status:</i> Active
<i>Classification:</i> Improv	<i>Manager:</i> Vargas, Edgar	<i>Const. Code:</i> Under Construction

Proj Desc: This project will provide funding to replace existing water mains within the Highway Village triangular area generally bounded by Conant on the East , Rumble on the North, and Sisk Road to the Southwest. Existing water mains in this area are old, undersized steel mains which are prone to leaking and low pressures. This project will replace the existing system with City standard water mains, valves and hydrants to improve system reliability, flows and pressures.

Proj Stat: Construction completed in FY 23/24. Project is currently in closeout process for Council acceptance.

Expenditures	Budget	Actual+Commit	Available	Prop. Inc./Dec. for 24-25	Budget+Prop. Inc./Dec.	Avail.+Prop. Inc./Dec.	25-26	26-27	27-28	28-29	Total Budgeted up to 2029
CA Construction Admin	811,261	733,141	78,120	0	811,261	78,120	0	0	0	0	811,261
CCF City Construct Force	50,000	43,229	6,771	0	50,000	6,771	0	0	0	0	50,000
CON Construction	4,074,652	4,074,652	0	0	4,074,652	0	0	0	0	0	4,074,652
CTGY-CIP Contingency - CIP	407,437	31,046	376,391	0	407,437	376,391	0	0	0	0	407,437
EDA Eng/Design/Admin	409,396	334,200	75,196	0	409,396	75,196	0	0	0	0	409,396
Expenditure Totals:	5,752,746	5,216,268	536,478	0	5,752,746	536,478	0	0	0	0	5,752,746

Fund Balance Required	Budget+Prop. Inc./Dec.	Available+Prop. Inc./Dec.
Water Fund - CIP Projects-4180	5,752,746	536,478



City of Modesto

Project #: 100851

UTL - Pike Park Neighborhood Strengthen & Replace Water Mains



City of Modesto: 2025-29 Capital Improvement Program

UTL - Pike Park Neighborhood Strengthen & Replace Water Mains

100851

Capital Un-sponsored

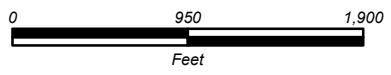
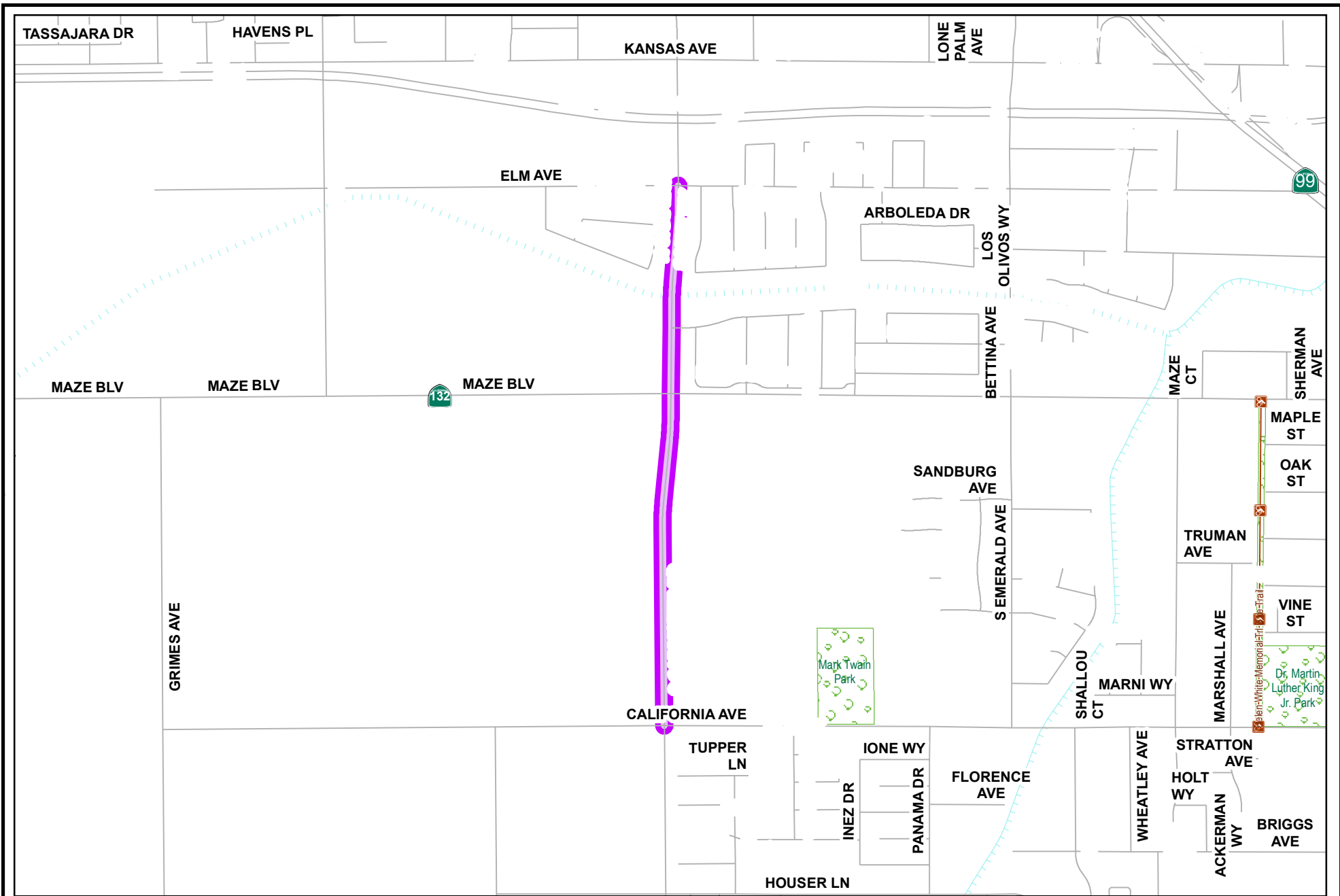
<i>Cost Center:</i> 49999	<i>Category:</i> Water	<i>Start Date:</i> 2022
<i>Hosting Fund:</i> Water Fund - CIP Projects-4180	<i>Type Class:</i> Water	<i>End Date:</i> 2025
<i>Element Listing:</i> Comm Svcs & Fac	<i>Area:</i> System Wide	<i>Status:</i> Active
<i>Classification:</i> Improv	<i>Manager:</i> Vargas, Edgar	<i>Const. Code:</i> Under Construction

Proj Desc: This project will provide funding to replace existing water mains within the Pike Park Neighborhood area generally bounded by Tully on the East , Roseburg on the North, Carver on the West, and Coldwell on the South. Existing water mains in this area are old, undersized steel mains which are prone to leaking and low pressures. This project will replace the existing system with City standard water mains, valves and hydrants to improve system reliability, flows and pressures.

Proj Stat: Construction began in FY 23/24 and is anticipated to be completed by the end of 2024.

Expenditures	Budget	Actual+Commit	Available	Prop. Inc./Dec. for 24-25	Budget+Prop. Inc./Dec.	Avail.+Prop. Inc./Dec.	25-26	26-27	27-28	28-29	Total Budgeted up to 2029
CA Construction Admin	957,385	797,657	159,728	0	957,385	159,728	0	0	0	0	957,385
CCF City Construct Force	50,000	0	50,000	0	50,000	50,000	0	0	0	0	50,000
CON Construction	8,440,248	8,440,248	0	0	8,440,248	0	0	0	0	0	8,440,248
CTGY-CIP Contingency - CIP	844,025	0	844,025	0	844,025	844,025	0	0	0	0	844,025
EDA Eng/Design/Admin	1,007,924	832,074	175,850	0	1,007,924	175,850	0	0	0	0	1,007,924
Expenditure Totals:	11,299,582	10,069,979	1,229,603	0	11,299,582	1,229,603	0	0	0	0	11,299,582

Fund Balance Required	Budget+Prop. Inc./Dec.	Available+Prop. Inc./Dec.
Water Fund - CIP Projects-4180	11,299,582	1,229,603



City of Modesto

Project #: 100923

UTL - SR 132 Relocate Water Mains



City of Modesto: 2025-29 Capital Improvement Program

UTL - SR 132 Relocation - Water Mains

100923
Capital Un-sponsored

<i>Cost Center:</i> 49999	<i>Category:</i> Water	<i>Start Date:</i> 2017
<i>Hosting Fund:</i> Water Fund - CIP Projects-4180	<i>Type Class:</i> Water	<i>End Date:</i> 2023
<i>Element Listing:</i> Comm Svcs & Fac	<i>Area:</i> System Wide	<i>Status:</i> Active
<i>Classification:</i> Replacement	<i>Manager:</i> Vargas, Edgar	<i>Const. Code:</i> To be Closed

Proj Desc: This project will provide funding for Phase 1A to replace and upsize an existing water main in Carpenter Road across from the proposed new SR132.

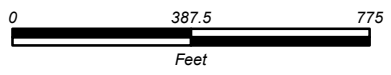
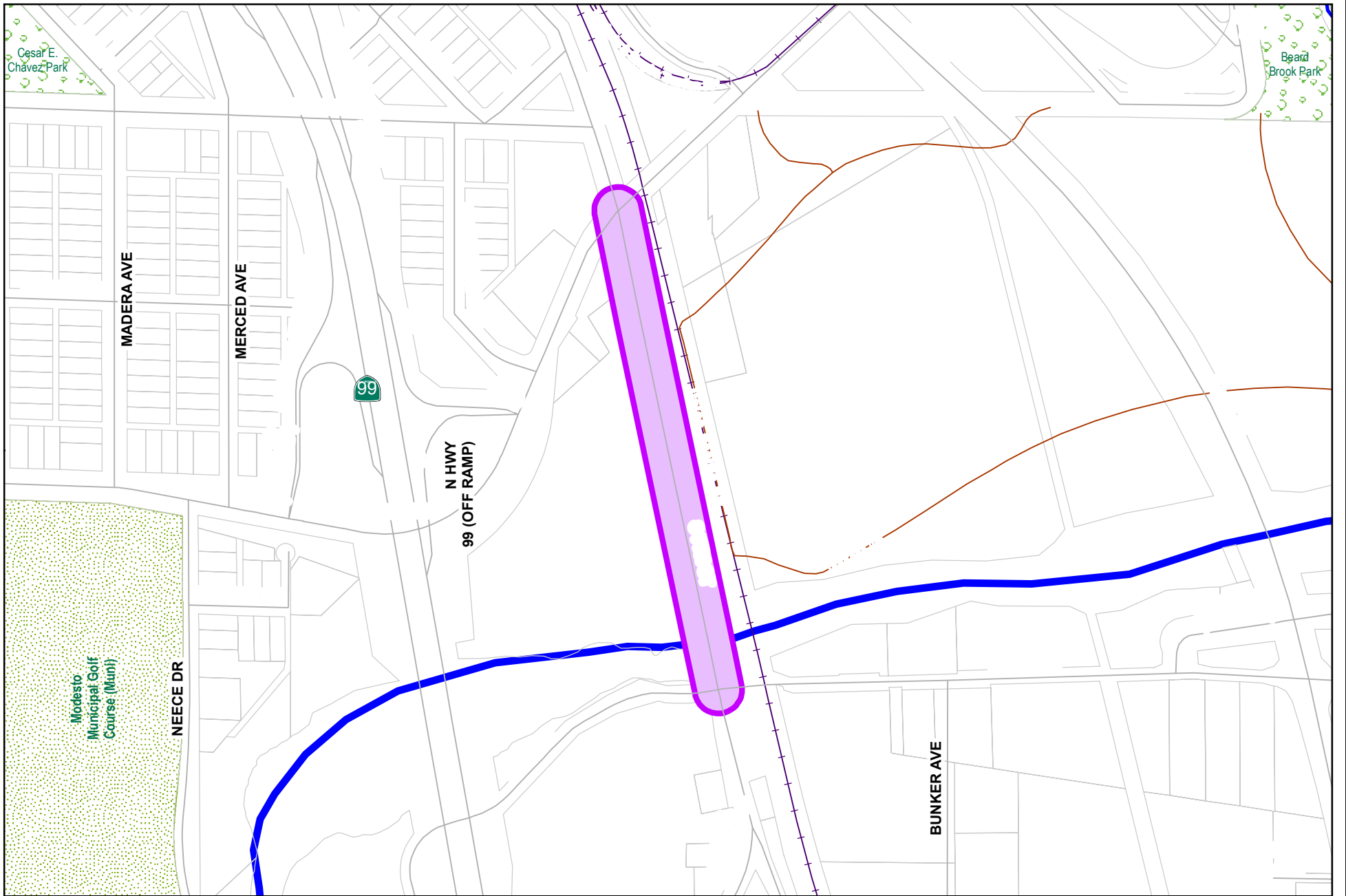
Other impacts occur at Rosemere, Emerald & Kansas where lines will be brought up to City standards or abandoned.

The design will be developed and incorporated into the Community Economic Development project SR132 construction documents.

Proj Stat: Project was completed in FY 22/23. Project closeout currently in progress.

Expenditures	Budget	Actual+Commit	Available	Prop. Inc./Dec. for 24-25	Budget+Prop. Inc./Dec.	Avail.+Prop. Inc./Dec.	25-26	26-27	27-28	28-29	Total Budgeted up to 2029
CA Construction Admin	72,721	0	72,721	0	72,721	72,721	0	0	0	0	72,721
CCF City Construct Force	40,000	69,164	-29,164	0	40,000	-29,164	0	0	0	0	40,000
CON Construction	673,339	581,524	91,815	0	673,339	91,815	0	0	0	0	673,339
CTGY Contingency - CIP	133,169	0	133,169	0	133,169	133,169	0	0	0	0	133,169
EDA Eng/Design/Admin	97,726	12,453	85,273	0	97,726	85,273	0	0	0	0	97,726
Expenditure Totals:	1,016,955	663,141	353,814	0	1,016,955	353,814	0	0	0	0	1,016,955

Fund Balance Required	Budget+Prop. Inc./Dec.	Available+Prop. Inc./Dec.
Water Fund - CIP Projects-4180	1,016,955	353,814



City of Modesto

Project #: 100933
UTL - 7th Street Bridge Water Main



City of Modesto: 2025-29 Capital Improvement Program

UTL - 7th Street Bridge Water Main

100933

Capital Un-sponsored

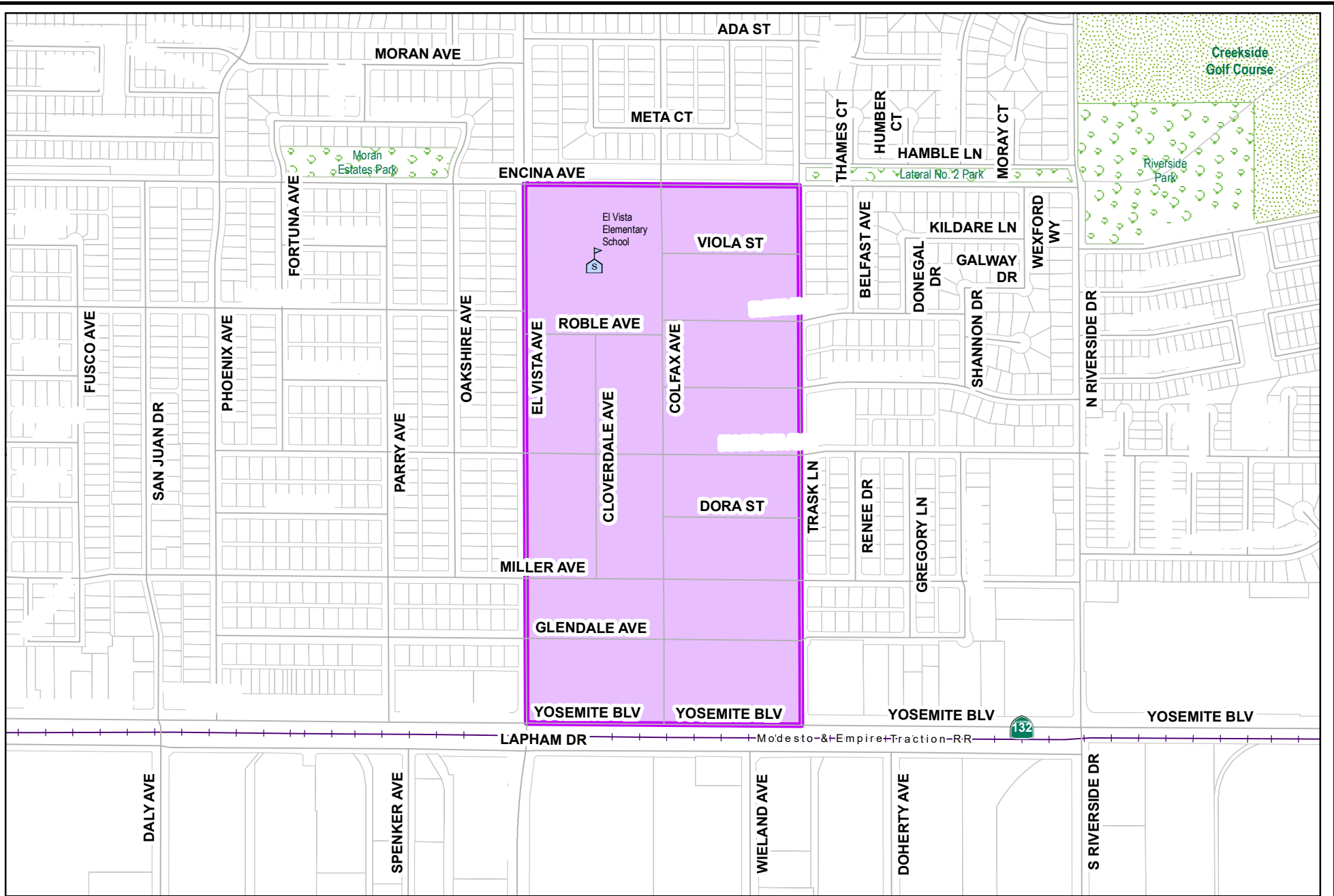
<i>Cost Center:</i> 49999	<i>Category:</i> Water	<i>Start Date:</i> 2017
<i>Hosting Fund:</i> Water Fund - CIP Projects-4180	<i>Type Class:</i> Water	<i>End Date:</i> 2026
<i>Element Listing:</i> Comm Svcs & Fac	<i>Area:</i> System Wide	<i>Status:</i> Active
<i>Classification:</i> Improvements	<i>Manager:</i> Vargas, Edgar	<i>Const. Code:</i> Not Awarded

Proj Desc: This project will provide funding for design and construction of a approximately 1,560 LF of new 16-inch water main in the 7th Street Bridge, in conjunction with the bridge replacement project. Stanislaus County is the lead agency, Phil Soares is the City contact, CH2MHill is the Consultant Engineer.

Proj Stat: The project is in environmental review process as of December 2015. Alternative 2B has been recommended and approved by Council. Bridge design is anticipated to start 2017 with construction anticipated to begin in 2025.

Expenditures	Budget	Actual+Commit	Available	Prop. Inc./Dec. for 24-25	Budget+Prop. Inc./Dec.	Avail.+Prop. Inc./Dec.	25-26	26-27	27-28	28-29	Total Budgeted up to 2029
CA Construction Admin	100,000	0	100,000	0	100,000	100,000	0	0	0	0	100,000
CCF City Construct Force	50,000	0	50,000	0	50,000	50,000	0	0	0	0	50,000
CON Construction	850,000	29	849,971	0	850,000	849,971	0	0	0	0	850,000
CTGY-CIP Contingency - CIP	100,000	0	100,000	0	100,000	100,000	0	0	0	0	100,000
EDA Eng/Design/Admin	250,000	38,166	211,834	0	250,000	211,834	0	0	0	0	250,000
Expenditure Totals:	1,350,000	38,195	1,311,805	0	1,350,000	1,311,805	0	0	0	0	1,350,000

Fund Balance Required	Budget+Prop. Inc./Dec.	Available+Prop. Inc./Dec.
Water Fund - CIP Projects-4180	1,350,000	1,311,805



City of Modesto

Project #: 100953

UTL - La Loma Phase 3A Strengthen and Replace Water Mains



City of Modesto: 2025-29 Capital Improvement Program

UTL - La Loma Phase 3A S&R Water Mains

100953

Capital Un-sponsored

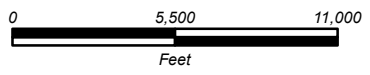
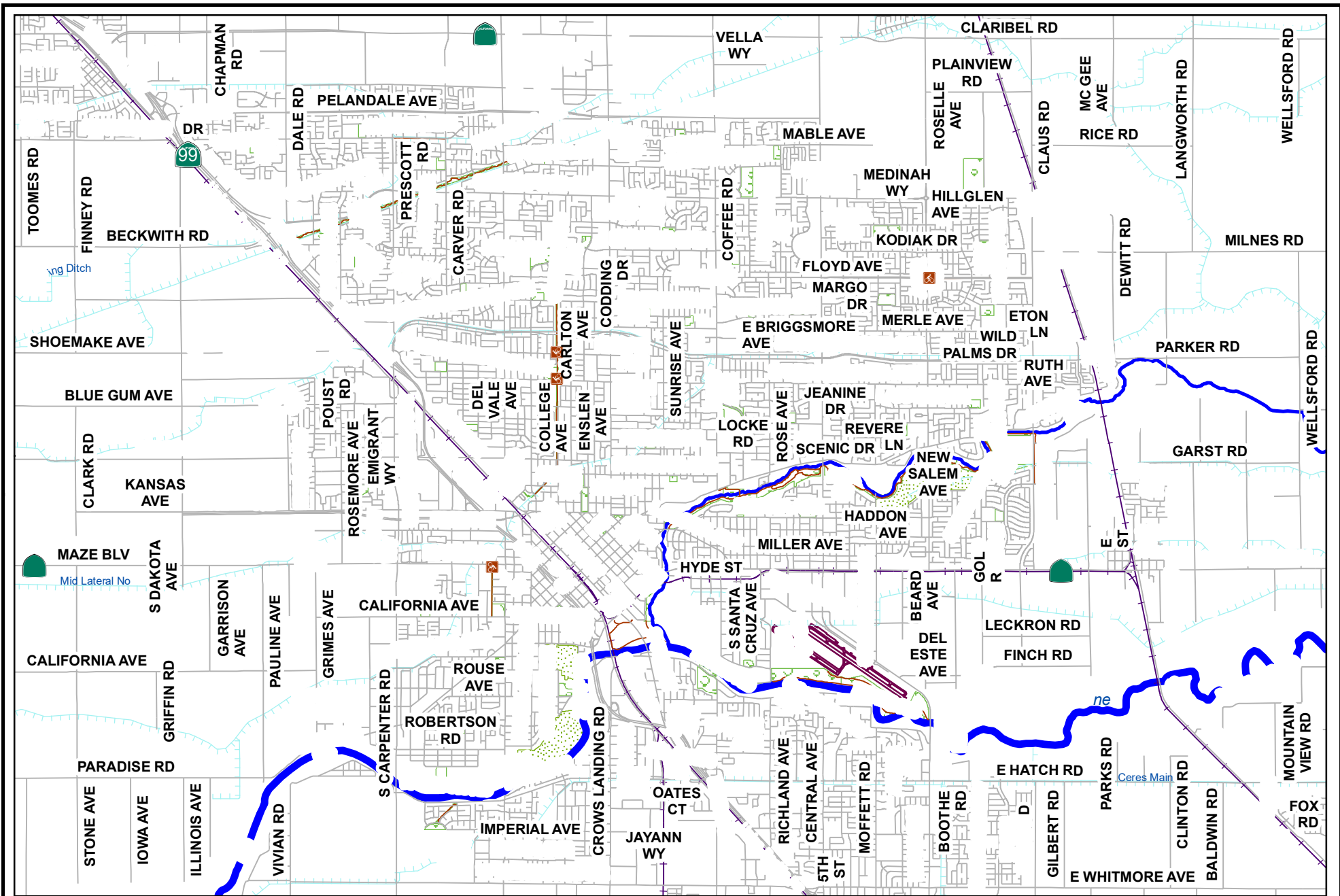
<i>Cost Center:</i> 49999	<i>Category:</i> Water	<i>Start Date:</i> 2017
<i>Hosting Fund:</i> Water Fund - CIP Projects-4180	<i>Type Class:</i> Water	<i>End Date:</i> 2024
<i>Element Listing:</i> Comm Svcs & Fac	<i>Area:</i> System Wide	<i>Status:</i> Active
<i>Classification:</i> Improv	<i>Manager:</i> Vargas, Edgar	<i>Const. Code:</i> Under Construction

Proj Desc: This project will provide funding to replace approximately 16,400 LF of aged existing water mains within the La Loma Neighborhood generally bounded by Trask Ln on the East , Encina Ave on the North, and El Vista Ave on the West, and Yosemite Blvd on the South. Existing water mains in this area are old, undersized steel mains which are prone to leaking and low pressures. This project will replace the existing system with City standard water mains, valves and hydrants to improve system reliability, flows and pressures.

Proj Stat: Construction is anticipated to be completed in FY 23/24.

Expenditures	Budget	Actual+Commit	Available	Prop. Inc./Dec. for 24-25	Budget+Prop. Inc./Dec.	Avail.+Prop. Inc./Dec.	25-26	26-27	27-28	28-29	Total Budgeted up to 2029
CA Construction Admin	625,934	188,920	437,014	0	625,934	437,014	0	0	0	0	625,934
CCF City Construct Force	93,439	42,479	50,960	0	93,439	50,960	0	0	0	0	93,439
CON Construction	6,229,282	6,229,282	0	0	6,229,282	0	0	0	0	0	6,229,282
CTGY-CIP Contingency - CIP	622,928	37,391	585,537	0	622,928	585,537	0	0	0	0	622,928
EDA Eng/Design/Admin	540,438	306,101	234,337	0	540,438	234,337	0	0	0	0	540,438
Expenditure Totals:	8,112,021	6,804,173	1,307,848	0	8,112,021	1,307,848	0	0	0	0	8,112,021

Fund Balance Required	Budget+Prop. Inc./Dec.	Available+Prop. Inc./Dec.
Water Fund - CIP Projects-4180	8,112,021	1,307,848



City of Modesto

Project #: 101015

UPP - Destruction of Wells 2017



City of Modesto: 2025-29 Capital Improvement Program

UTL - Destruction of Wells 2017

101015

Capital Un-sponsored

<i>Cost Center:</i> 49999	<i>Category:</i> Water	<i>Start Date:</i> 2017
<i>Hosting Fund:</i> Water Fund - CIP Projects-4180	<i>Type Class:</i> Water	<i>End Date:</i> 2023
<i>Element Listing:</i> Comm Svcs & Fac	<i>Area:</i> System Wide	<i>Status:</i> Active
<i>Classification:</i> Improvements	<i>Manager:</i> Vargas, Edgar	<i>Const. Code:</i> Construction Completed

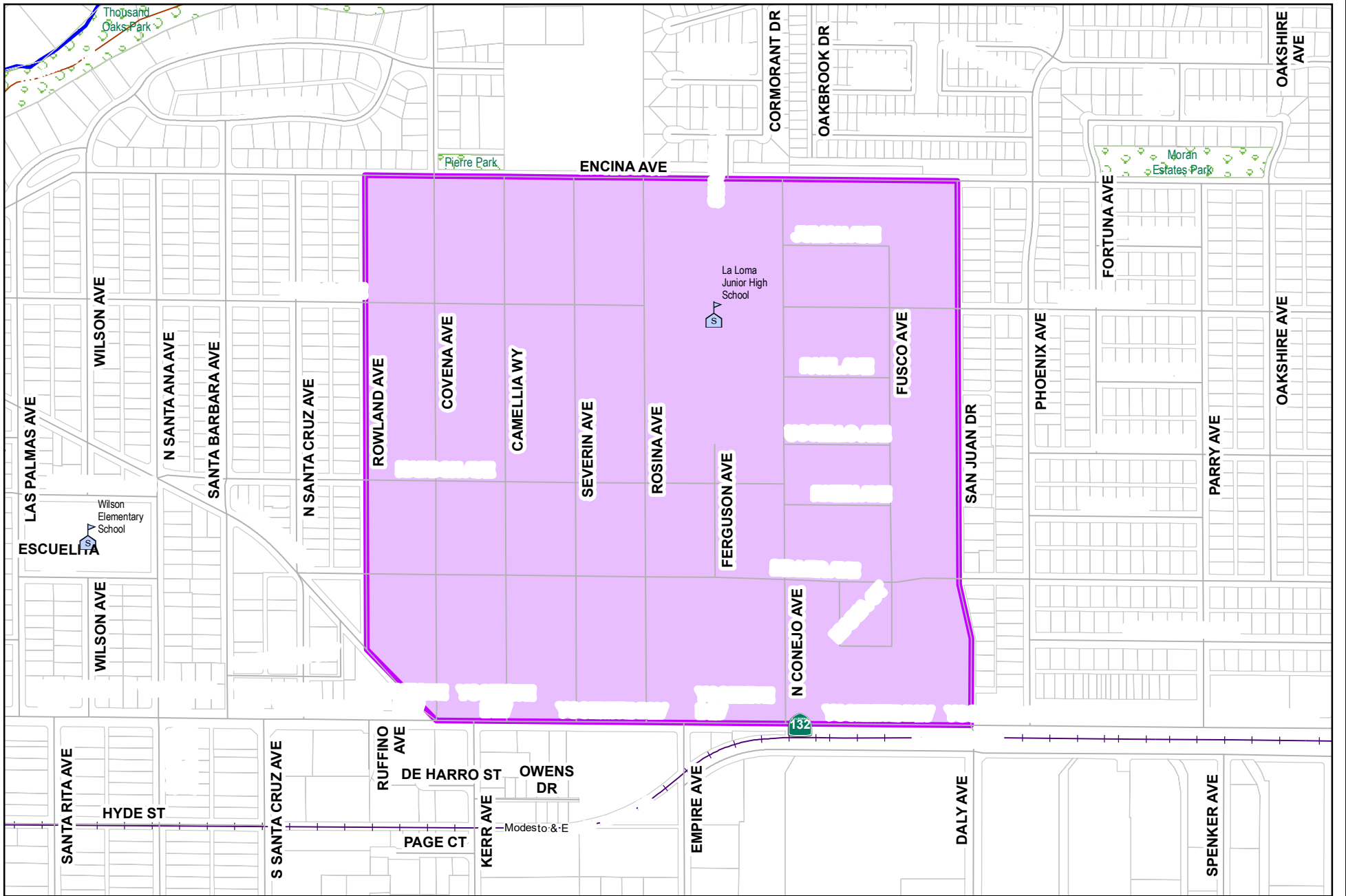
Proj Desc: This project will provide funding to remove 12 aged groundwater supply wells that are currently offline due to reported contaminants of concern that exceed primary MCLs (including nitrates and uranium). Utilities Department has investigated various treatment options and has determined that replacement is more feasible than treatment or blending in the long term. Due to age and construction methods, the wells pose a potential threat to groundwater quality as a potential conduit for poor quality water from upper strata to impact water in lower strata. Project includes destroying existing wells per current standards. A pre-application for the project was submitted for Proposition 1 Groundwater Quality Funding 7/29/2016. On 10/5/2016, the City received an invitation to submit a final application, which was prepared and submitted 11/18/2016.

Proj Stat: This project received 90% Prop 1 Grant Funding. Project was completed in FY 2022/23.

Revenues	Budget	Actuals+Commit	Available	Prop. Inc./Dec. for 24-25	Bud + Prop. Incr/Decr	Avail.+ Prop. Incr/Decr	25-26	26-27	27-28	28-29	Total Budgeted up to 2029
42210 Intergov - State - Department of Water Resources	0	597,547	-597,547	0	0	-597,547	0	0	0	0	0
Revenue Totals:	0	597,547	-597,547	0	0	-597,547	0	0	0	0	0

Expenditures	Budget	Actual+Commit	Available	Prop. Inc./Dec. for 24-25	Budget+Prop. Inc./Dec.	Avail.+Prop. Inc./Dec.	25-26	26-27	27-28	28-29	Total Budgeted up to 2029
CA Construction Admin	79,449	68,937	10,512	0	79,449	10,512	0	0	0	0	79,449
CCF City Construct Force	0	638	-638	0	0	-638	0	0	0	0	0
CON Construction	857,050	578,975	278,075	0	857,050	278,075	0	0	0	0	857,050
CTGY-CIP Contingency - CIP	128,558	120,459	8,099	0	128,558	8,099	0	0	0	0	128,558
EDA Eng/Design/Admin	90,383	96,193	-5,810	0	90,383	-5,810	0	0	0	0	90,383
Expenditure Totals:	1,155,440	865,202	290,238	0	1,155,440	290,238	0	0	0	0	1,155,440

Fund Balance Required	Budget+Prop. Inc./Dec.	Available+Prop. Inc./Dec.
Water Fund - CIP Projects-4180	1,155,440	887,785



City of Modesto

Project #: 101057

UTL - La Loma Phase 2C Strengthen and Replace Water Mains



City of Modesto: 2025-29 Capital Improvement Program

UTL - La Loma Phase 2C Strengthen and Replace Water Mains

101057

Capital Un-sponsored

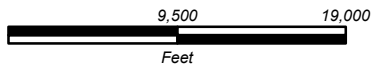
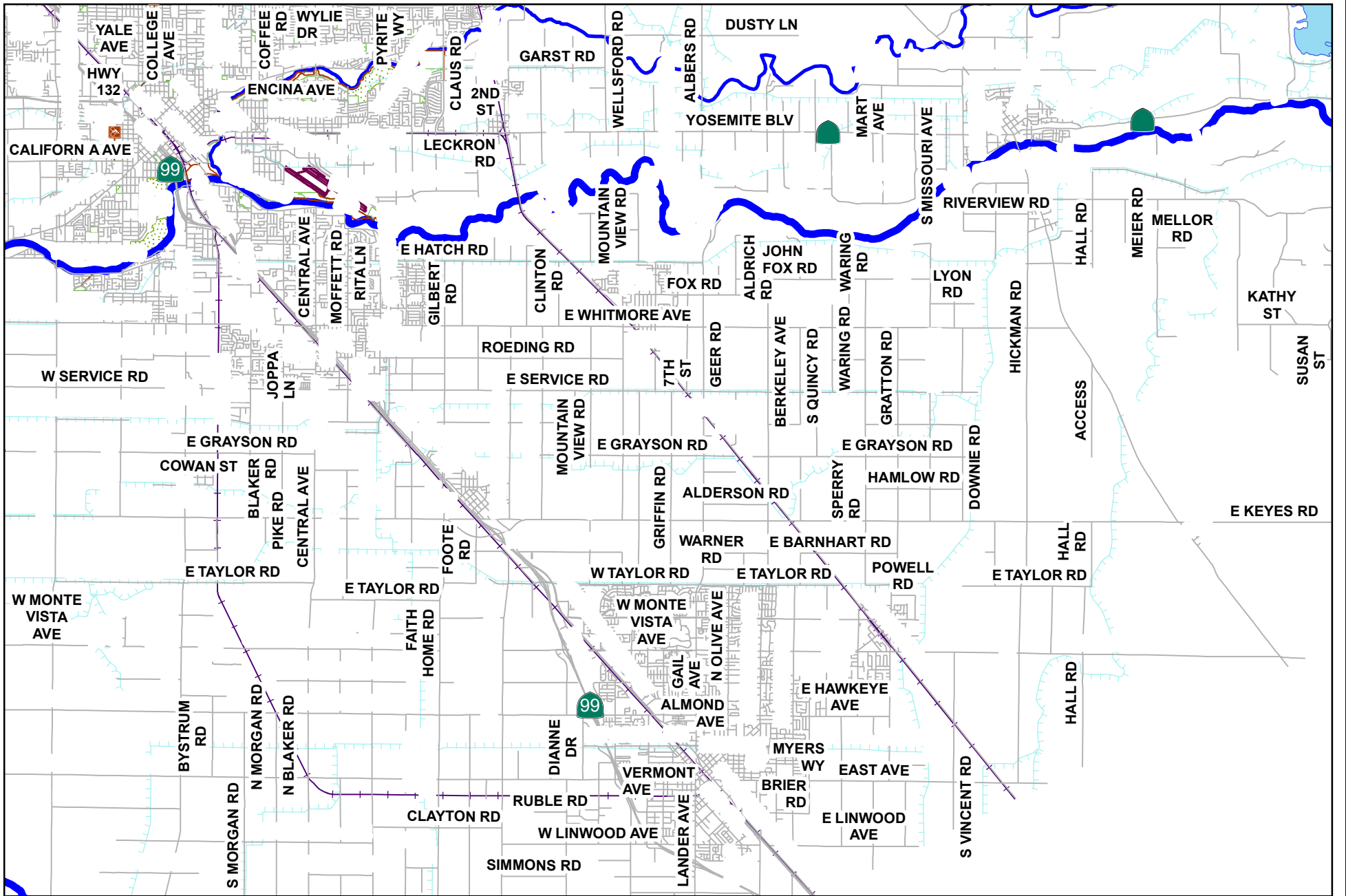
<i>Cost Center:</i> 49999	<i>Category:</i> Water	<i>Start Date:</i> 2017
<i>Hosting Fund:</i> Water Fund - CIP Projects-4180	<i>Type Class:</i> Water	<i>End Date:</i> 2025
<i>Element Listing:</i> Comm Svcs & Fac	<i>Area:</i> System Wide	<i>Status:</i> Active
<i>Classification:</i> Improvements	<i>Manager:</i> Vargas, Edgar	<i>Const. Code:</i> Under Construction

Proj Desc: Existing waterlines in the La Loma area are approximately 60 year old steel mains that are small in diameter and need to be replaced in accordance with industry standard practice. The project is to provide funding to install new 8" and 12" waterlines with individual residential services and additional fire hydrants. The project will replace approximately 23,000 LF of new City standard water mains in the area generally bounded by Encina on the north, Yosemite Blvd on the south, San Juan Dr on the east and Rowland Ave to the west. The project area is the second of four phases (2A, 2B, 2C and 2D). Phase 2B was funded through CIP 100797 and phase 2A and 2D will be designed and constructed as a part of separate CIPs.

Proj Stat: Construction is anticipated to be completed in FY 24/25.

Expenditures	Budget	Actual+Commit	Available	Prop. Inc./Dec. for 24-25	Budget+Prop. Inc./Dec.	Avail.+Prop. Inc./Dec.	25-26	26-27	27-28	28-29	Total Budgeted up to 2029
CA Construction Admin	1,076,235	900,727	175,508	0	1,076,235	175,508	0	0	0	0	1,076,235
CCF City Construct Force	40,000	0	40,000	0	40,000	40,000	0	0	0	0	40,000
CON Construction	7,755,824	7,755,824	0	0	7,755,824	0	0	0	0	0	7,755,824
CTGY-CIP Contingency - CIP	775,583	4,204	771,379	0	775,583	771,379	0	0	0	0	775,583
EDA Eng/Design/Admin	315,498	93,973	221,525	0	315,498	221,525	0	0	0	0	315,498
Expenditure Totals:	9,963,140	8,754,729	1,208,411	0	9,963,140	1,208,411	0	0	0	0	9,963,140

Fund Balance Required	Budget+Prop. Inc./Dec.	Available+Prop. Inc./Dec.
Water Fund - CIP Projects-4180	9,963,140	1,208,411



City of Modesto

Project #: 101069

UTL - Empire Strengthen and Replace Water Mains Phase 1



City of Modesto: 2025-29 Capital Improvement Program

UTL - Empire S&R Water Mains Ph1

101069

Capital Un-sponsored

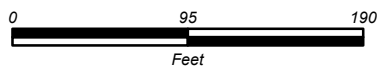
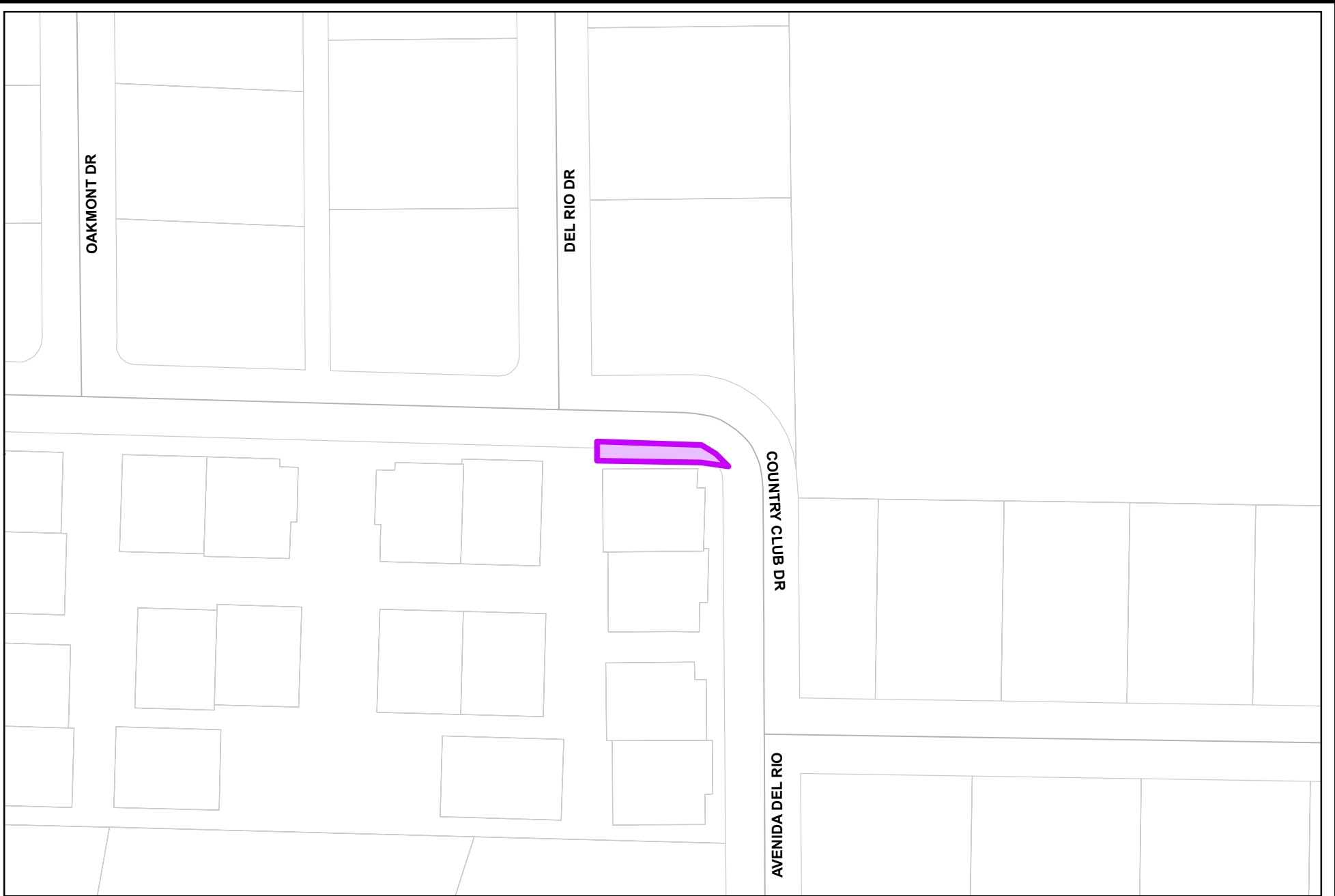
<i>Cost Center:</i> 49999	<i>Category:</i> Water	<i>Start Date:</i> 2018
<i>Hosting Fund:</i> Water Fund - CIP Projects-4180	<i>Type Class:</i> Water	<i>End Date:</i> 2025
<i>Element Listing:</i> Comm Svcs & Fac	<i>Area:</i> System Wide	<i>Status:</i> Active
<i>Classification:</i> Improv	<i>Manager:</i> Vargas, Edgar	<i>Const. Code:</i> Not Awarded

Proj Desc: This project will provide funding to replace existing water mains with the Empire Service Area generally bounded by Yosemite Boulevard (SR 123) to the South, Garst Road to the North, Root Road to the East, and Santa Fe Railroad to the West. Existing water mains in this area are old and undersized steel mains which are prone to leaking and low pressures. This project is the first of three phases that will replace the existing systems with City Standard water mains, valves, and hydrants to improve system reliability, flows, and pressures.

Proj Stat: Design anticipated to be completed Fall of FY 24/25, Construction anticipated in Spring of FY 24/25.

Expenditures	Budget	Actual+Commit	Available	Prop. Inc./Dec. for 24-25	Budget+Prop. Inc./Dec.	Avail.+Prop. Inc./Dec.	25-26	26-27	27-28	28-29	Total Budgeted up to 2029
CA Construction Admin	210,000	10,480	199,520	0	210,000	199,520	0	0	0	0	210,000
CCF City Construct Force	25,000	12,920	12,080	0	25,000	12,080	0	0	0	0	25,000
CON Construction	2,000,000	0	2,000,000	0	2,000,000	2,000,000	0	0	0	0	2,000,000
CTGY-CIP Contingency - CIP	200,000	0	200,000	0	200,000	200,000	0	0	0	0	200,000
EDA Eng/Design/Admin	160,000	81,204	78,796	0	160,000	78,796	0	0	0	0	160,000
Expenditure Totals:	2,595,000	104,604	2,490,396	0	2,595,000	2,490,396	0	0	0	0	2,595,000

Fund Balance Required	Budget+Prop. Inc./Dec.	Available+Prop. Inc./Dec.
Water Fund - CIP Projects-4180	2,595,000	2,490,396



City of Modesto

Project #: 101078

UTL - Del Rio Well 70 (Replacing Well 271) Surface Improvements



City of Modesto: 2025-29 Capital Improvement Program

UTL - Del Rio Well 70 (Replacing Well 271) Surface Improvements

101078

Capital Un-sponsored

<i>Cost Center:</i> 49999	<i>Category:</i> Water	<i>Start Date:</i> 2018
<i>Hosting Fund:</i> Water Fund - CIP Projects-4180	<i>Type Class:</i> Water	<i>End Date:</i> 2026
<i>Element Listing:</i> Comm Svcs & Fac	<i>Area:</i> System Wide	<i>Status:</i> Active
<i>Classification:</i> Improv	<i>Manager:</i> Vargas, Edgar	<i>Const. Code:</i> Not Awarded

Proj Desc: This project will provide funding for the construction of the surface improvements for Del Rio Well 70. The project is intended to limit the amount of treatment and restore the Well to it's optimum capacity in the Del Rio Service Area. This project will provide engineering services during construction and construct the above ground improvements for the Well only. Work will constitute the construction of above ground pumps, piping and electrical work. The drilling of the well was funded by CIP 100506.

During construction of surface improvements, DBCP was discovered. Treatment options are being considered which will result in a new treatment system.

Proj Stat: Construction of surface improvements was completed in FY 22. Design for the treatment system is anticipated to begin in FY 24/25 with construction anticipated in FY 25/26.

Expenditures	Budget	Actual+Commit	Available	Prop. Inc./Dec. for 24-25	Budget+Prop. Inc./Dec.	Avail.+Prop. Inc./Dec.	25-26	26-27	27-28	28-29	Total Budgeted up to 2029
CA Construction Admin	276,200	285,555	-9,355	0	276,200	-9,355	0	0	0	0	276,200
CCF City Construct Force	25,000	9	24,991	0	25,000	24,991	0	0	0	0	25,000
CON Construction	2,537,000	2,316,810	220,190	0	2,537,000	220,190	0	0	0	0	2,537,000
CTGY-CIP Contingency - CIP	190,000	127,977	62,023	0	190,000	62,023	0	0	0	0	190,000
EDA Eng/Design/Admin	875,000	789,943	85,057	0	875,000	85,057	0	0	0	0	875,000
Expenditure Totals:	3,903,200	3,520,294	382,906	0	3,903,200	382,906	0	0	0	0	3,903,200

Fund Balance Required	Budget+Prop. Inc./Dec.	Available+Prop. Inc./Dec.
Water Fund - CIP Projects-4180	3,903,200	382,906

City of Modesto: 2025-29 Capital Improvement Program

UTL - Well Flush Lines 2018-2019

101079

Capital Un-sponsored

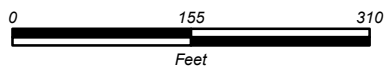
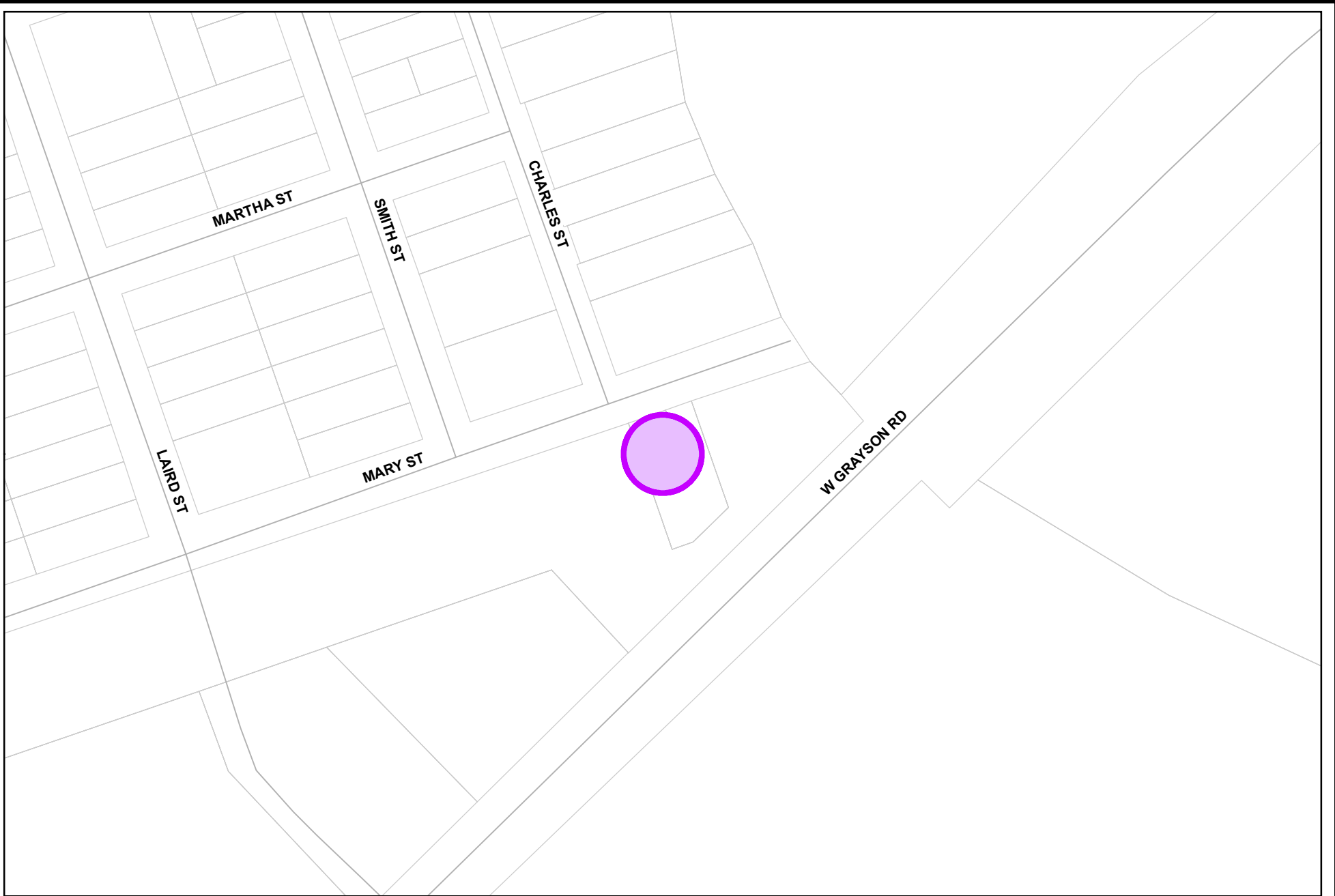
<i>Cost Center:</i> 49999	<i>Category:</i> Water	<i>Start Date:</i> 2018
<i>Hosting Fund:</i> Water Fund - CIP Projects-4180	<i>Type Class:</i> Water	<i>End Date:</i> 2024
<i>Element Listing:</i> Comm Svcs & Fac	<i>Area:</i> System Wide	<i>Status:</i> Active
<i>Classification:</i> Replacement	<i>Manager:</i> Vargas, Edgar	<i>Const. Code:</i> To be Closed

Proj Desc: Installations of flush lines at well sites are imperative for the overall health of the water system. Flushing wells facilitate cleaning and aid in the sampling process prior to bringing wells back online. Water is forced through pipes from the well at high velocity, removing accumulated mineral sediment until the water is within acceptable regulatory limits. Water Services identified wells 216, 225, 269 & 284 that are in need of immediate attention and require a flush line to be installed. The project will install a flush line at each well site location wherein a sanitary sewer pipeline will transfer water from the well site to the City's wastewater collections system.

Proj Stat: Design to be complete in Fall of FY 23/24 and construction in Spring of FY 23/24. Staff will evaluate which wells can be installed by Water Services Division.

Expenditures	Budget	Actual+Commit	Available	Prop. Inc./Dec. for 24-25	Budget+Prop. Inc./Dec.	Avail.+Prop. Inc./Dec.	25-26	26-27	27-28	28-29	Total Budgeted up to 2029
CA Construction Admin	90,000	0	90,000	0	90,000	90,000	0	0	0	0	90,000
CCF City Construct Force	50,000	18,292	31,708	0	50,000	31,708	0	0	0	0	50,000
CON Construction	350,000	0	350,000	0	350,000	350,000	0	0	0	0	350,000
CTGY-CIP Contingency - CIP	90,000	0	90,000	0	90,000	90,000	0	0	0	0	90,000
EDA Eng/Design/Admin	172,000	140,898	31,102	0	172,000	31,102	0	0	0	0	172,000
Expenditure Totals:	752,000	159,190	592,810	0	752,000	592,810	0	0	0	0	752,000

Fund Balance Required	Budget+Prop. Inc./Dec.	Available+Prop. Inc./Dec.
Water Fund - CIP Projects-4180	752,000	592,810



City of Modesto

Project #: 101080

UTL - Grayson Well 69 (Replacing Well 274) Surface



City of Modesto: 2025-29 Capital Improvement Program

UTL - Grayson Well 274 (Surface)

101080

Capital Un-sponsored

<i>Cost Center:</i> 49999	<i>Category:</i> Water	<i>Start Date:</i> 2018
<i>Hosting Fund:</i> Water Fund - CIP Projects-4180	<i>Type Class:</i> Water	<i>End Date:</i> 2025
<i>Element Listing:</i> Comm Svcs & Fac	<i>Area:</i> System Wide	<i>Status:</i> Active
<i>Classification:</i> Improv	<i>Manager:</i> Vargas, Edgar	<i>Const. Code:</i> Under Construction

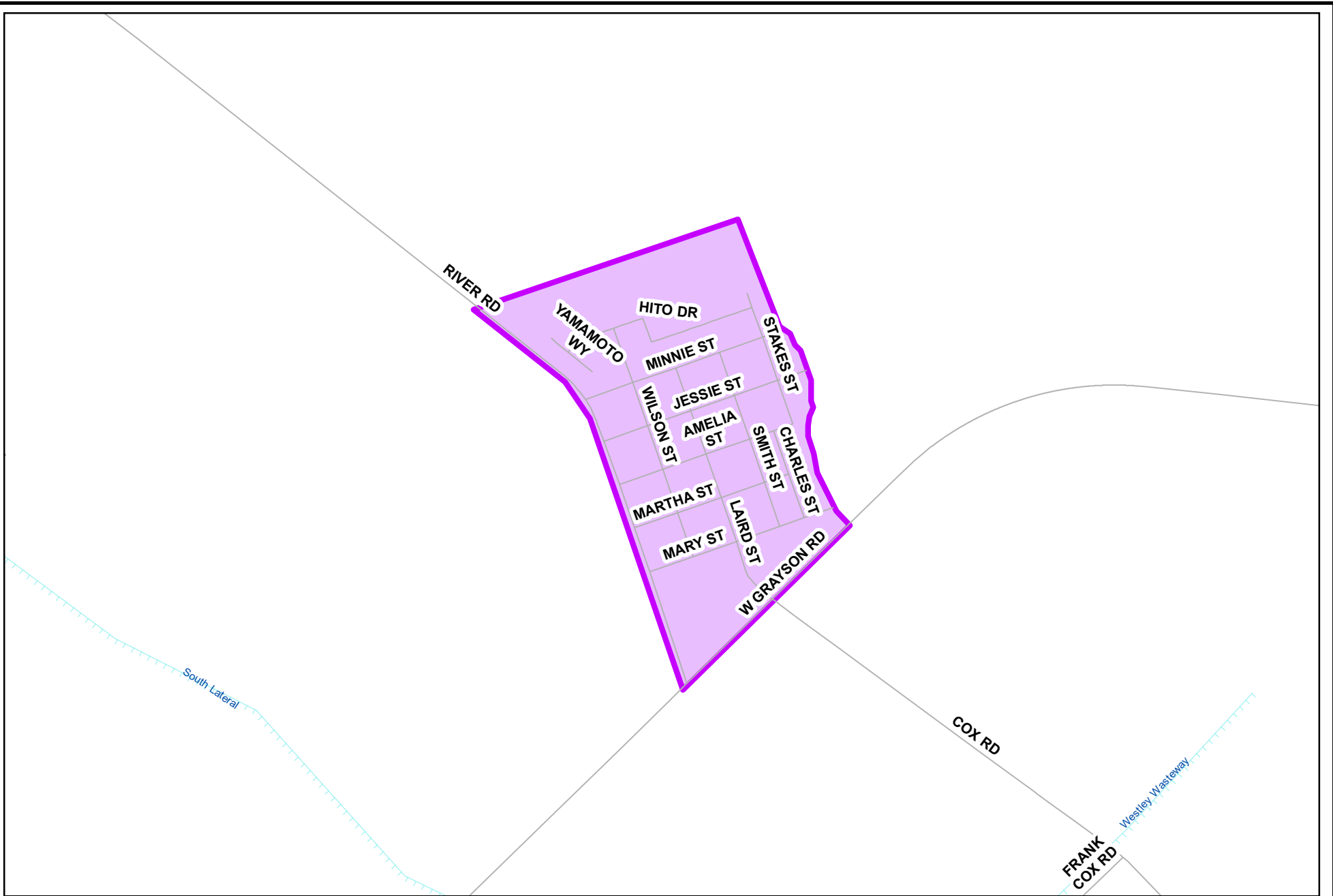
Proj Desc: This project will provide funding for the replacement of Well 274 in Grayson. Well 274 was constructed in 1987 by cable tool method to a total depth of 188 bgs for production of 220 gpm. Well 274 is currently active active and serves Grayson. The project intends to limit the potential of nitrates and restore the Well to it's optimum production. The funding for this portion of the project will fund only the surface improvements which will consist of the well pump, above ground piping, mehcnical and electrical work.

As a requirement from the State Department of Water Resources, any new well is required to have a new identifier. As a result, the City assigned the new well # 69.

Proj Stat: Construction is anticipated to be completed in FY 23/24.

Expenditures	Budget	Actual+Commit	Available	Prop. Inc./Dec. for 24-25	Budget+Prop. Inc./Dec.	Avail.+Prop. Inc./Dec.	25-26	26-27	27-28	28-29	Total Budgeted up to 2029
CA Construction Admin	602,598	545,172	57,426	0	602,598	57,426	0	0	0	0	602,598
CCF City Construct Force	0	0	0	0	0	0	0	0	0	0	0
CON Construction	2,683,800	2,658,838	24,962	0	2,683,800	24,962	0	0	0	0	2,683,800
CTGY-CIP Contingency - CIP	377,570	299,635	77,935	0	377,570	77,935	0	0	0	0	377,570
EDA Eng/Design/Admin	574,268	552,414	21,854	0	574,268	21,854	0	0	0	0	574,268
Expenditure Totals:	4,238,236	4,056,058	182,178	0	4,238,236	182,178	0	0	0	0	4,238,236

Fund Balance Required	Budget+Prop. Inc./Dec.	Available+Prop. Inc./Dec.
Water Fund - CIP Projects-4180	4,238,236	182,178



City of Modesto

Project #: 101081

UTL - Grayson System Improvements



City of Modesto: 2025-29 Capital Improvement Program

UTL - Grayson Water Infrastructure Improvements

101081

Capital Un-sponsored

<i>Cost Center:</i> 49999	<i>Category:</i> Water	<i>Start Date:</i> 2018
<i>Hosting Fund:</i> Water Fund - CIP Projects-4180	<i>Type Class:</i> Water	<i>End Date:</i> 2027
<i>Element Listing:</i> Comm Svcs & Fac	<i>Area:</i> System Wide	<i>Status:</i> Active
<i>Classification:</i> Improv	<i>Manager:</i> Vargas, Edgar	<i>Const. Code:</i> Not Awarded

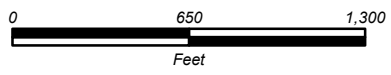
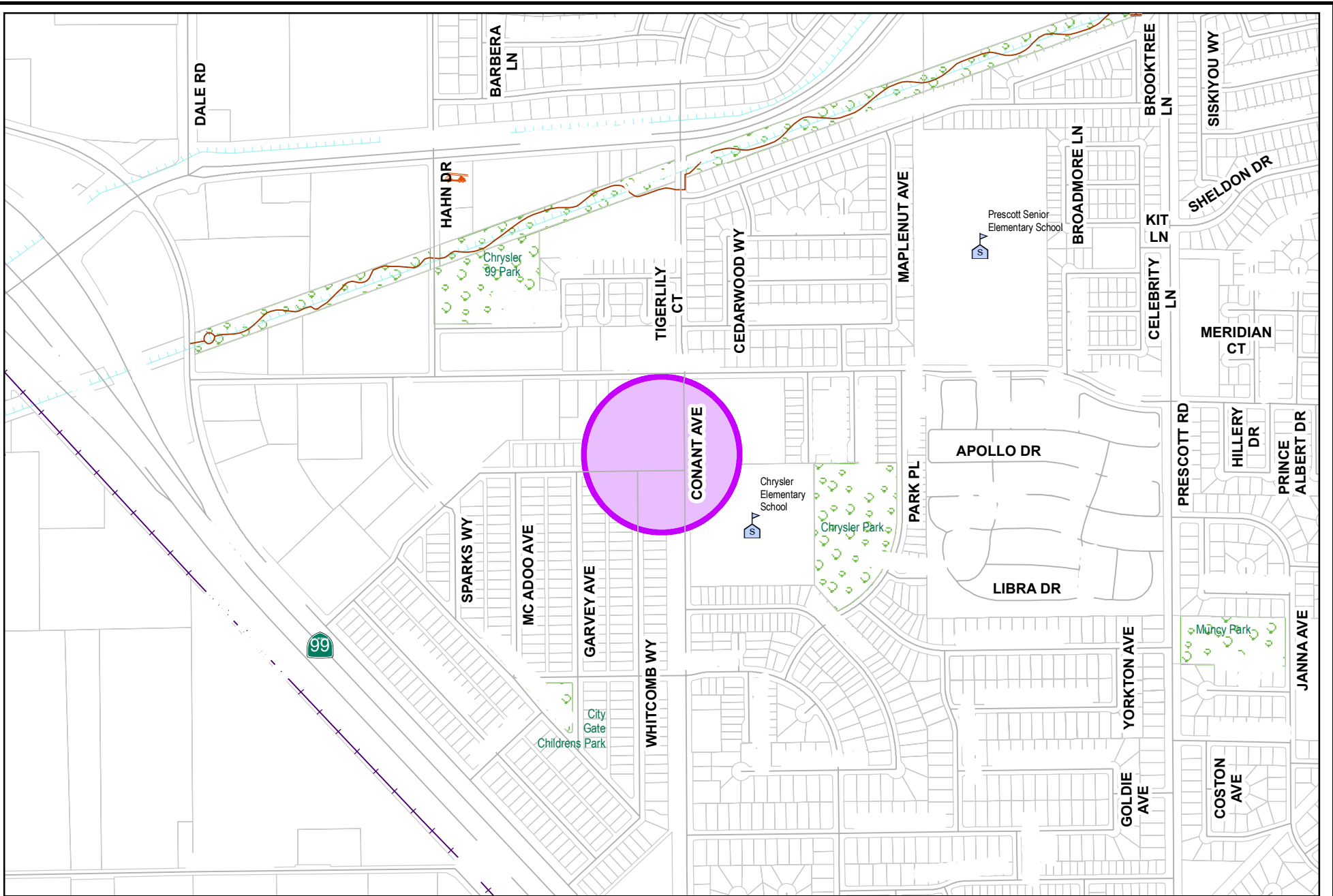
Proj Desc: The project will seek alternative funding sources for the specific improvements required for the Grayson Service Area (per the Water System Engineer's Report and Water Master Plan), including replacement of existing wells, addition of a wellhead treatment system, replacement of Tank 9, addition of booster pump capacity, and replacement of distribution mains. The project will fund the preparation and submittal of applications for \$500k in Prop 1 Planning grants, and implementation funding for the estimated \$8.7M in improvements (includes Replacement Well 274), with the potential of receiving up to \$5M in grant assistance, along with additional grants or principal forgiveness. One the alternative funding sources are in place, the project will design and construct improvements as funding permits.

Proj Stat: Design began in FY 22/23, Construction anticipated in FY 25/26.

Revenues	Budget	Actuals+Commit	Available	Prop. Inc./Dec. for 24-25	Bud + Prop. Incr/Decr	Avail.+ Prop. Incr/Decr	25-26	26-27	27-28	28-29	Total Budgeted up to 2029
42210 Intergov - State - Department of Water Resources	0	123,349	-123,349	0	0	-123,349	0	0	0	0	0
Revenue Totals:	0	123,349	-123,349	0	0	-123,349	0	0	0	0	0

Expenditures	Budget	Actual+Commit	Available	Prop. Inc./Dec. for 24-25	Budget+Prop. Inc./Dec.	Avail.+Prop. Inc./Dec.	25-26	26-27	27-28	28-29	Total Budgeted up to 2029
CCF City Construct Force	50,000	0	50,000	0	50,000	50,000	0	0	0	0	50,000
EDA Eng/Design/Admin	1,763,461	1,511,307	252,154	0	1,763,461	252,154	0	0	0	0	1,763,461
Expenditure Totals:	1,813,461	1,511,307	302,154	0	1,813,461	302,154	0	0	0	0	1,813,461

Fund Balance Required	Budget+Prop. Inc./Dec.	Available+Prop. Inc./Dec.
Water Fund - CIP Projects-4180	1,813,461	425,503



City of Modesto

Project #: 101084

UTL - Well 71 (Replacing Well 226) Surface



City of Modesto: 2025-29 Capital Improvement Program

UTL - Replacement Well 226 Surface Improvements (Suspended)

101084

Capital Un-sponsored

<i>Cost Center:</i> 49999	<i>Category:</i> Water	<i>Start Date:</i> 2018
<i>Hosting Fund:</i> Water Fund - CIP Projects-4180	<i>Type Class:</i> Water	<i>End Date:</i> 2024
<i>Element Listing:</i> Comm Svcs & Fac	<i>Area:</i> System Wide	<i>Status:</i> Active
<i>Classification:</i> Replacement	<i>Manager:</i> Vargas, Edgar	<i>Const. Code:</i> To be Closed

Proj Desc: This project will provide funding for the construction of the surface improvements for Well 226. The project is intended to limit the amount of treatment and restore the Well to it's optimum capacity. This project will provide engineering services during construction and construct the above ground improvements for the Well only. Work will constitute the construction of above ground pumps, piping and electrical work. The drilling of the well was funded by another CIP.

Proj Stat: Construction is anticipated to be completed in FY 23/24.

Expenditures	Budget	Actual+Commit	Available	Prop. Inc./Dec. for 24-25	Budget+Prop. Inc./Dec.	Avail.+Prop. Inc./Dec.	25-26	26-27	27-28	28-29	Total Budgeted up to 2029
CA Construction Admin	282,996	265,695	17,301	0	282,996	17,301	0	0	0	0	282,996
CCF City Construct Force	25,000	358	24,642	0	25,000	24,642	0	0	0	0	25,000
CON Construction	2,376,000	2,367,597	8,403	0	2,376,000	8,403	0	0	0	0	2,376,000
CTGY-CIP Contingency - CIP	285,120	143,420	141,700	0	285,120	141,700	0	0	0	0	285,120
EDA Eng/Design/Admin	590,420	344,416	246,004	0	590,420	246,004	0	0	0	0	590,420
Expenditure Totals:	3,559,536	3,121,486	438,050	0	3,559,536	438,050	0	0	0	0	3,559,536

Fund Balance Required	Budget+Prop. Inc./Dec.	Available+Prop. Inc./Dec.
Water Fund - CIP Projects-4180	3,559,536	438,050

City of Modesto: 2025-29 Capital Improvement Program

UTL - Replacement Well 229

101085

Capital Un-sponsored

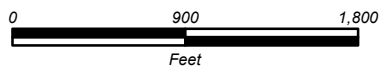
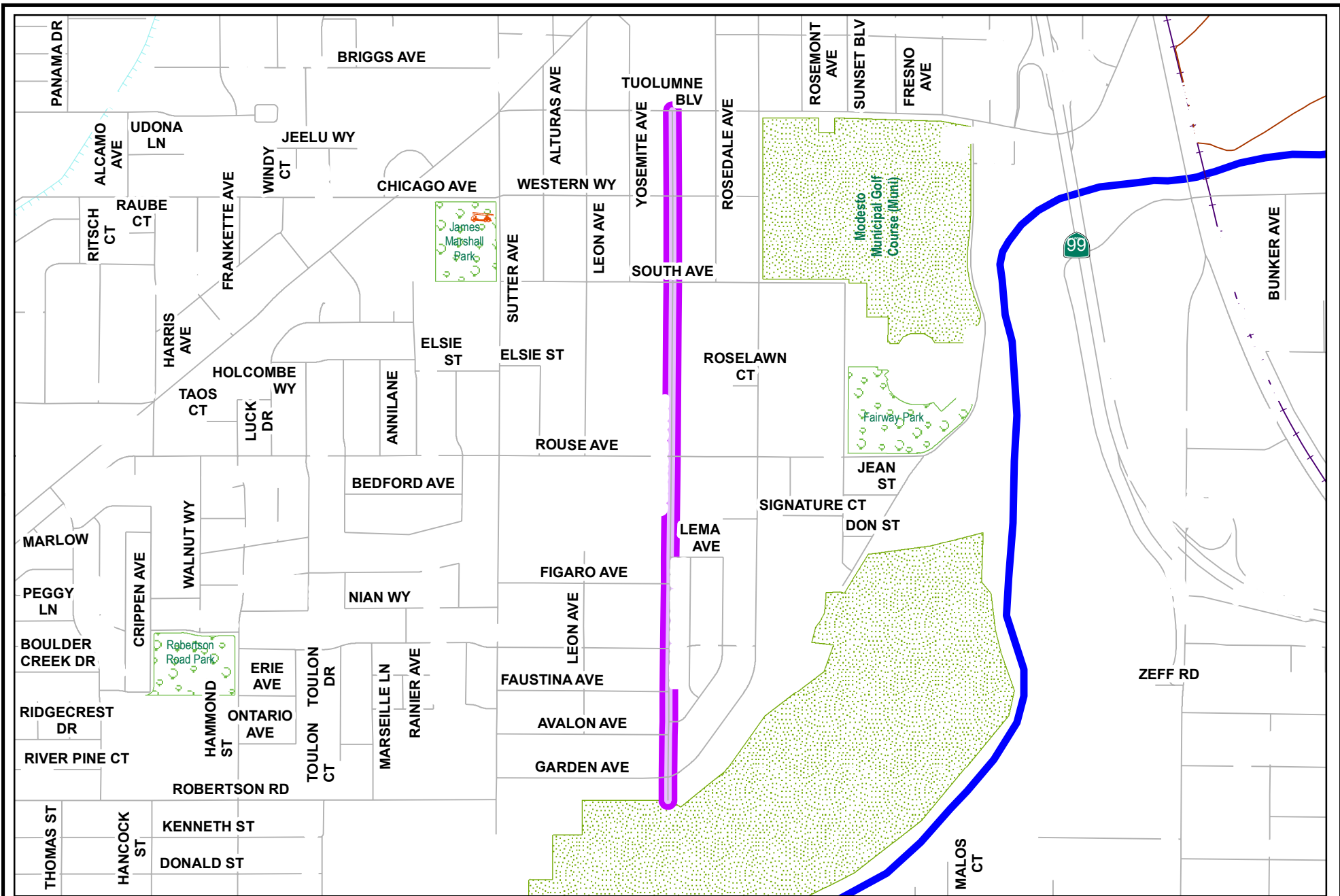
<i>Cost Center:</i> 49999	<i>Category:</i> Water	<i>Start Date:</i> 2018
<i>Hosting Fund:</i> Water Fund - CIP Projects-4180	<i>Type Class:</i> Water	<i>End Date:</i> 2025
<i>Element Listing:</i> Comm Svcs & Fac	<i>Area:</i> System Wide	<i>Status:</i> Active
<i>Classification:</i> Replacement	<i>Manager:</i> Vargas, Edgar	<i>Const. Code:</i> To be Closed

Proj Desc: This project will provide funding for the construction of the surface improvementst for Well 72. The project is intended to limit the amount of treatment and restore the Well to it's optimum capacity. This project will provide engineering services during construction and construct the above ground improvements for the Well only. Work will constitute the construction of above ground pumps, piping and electrical work The drilling of the well was funded by CIP #100853.

Proj Stat: Design to be completed in FY 19/20. In FY 21/22 a sampling plan was initiated to determine if the project should move forward with construction, sampling is ongoing.

Expenditures	Budget	Actual+Commit	Available	Prop. Inc./Dec. for 24-25	Budget+Prop. Inc./Dec.	Avail.+Prop. Inc./Dec.	25-26	26-27	27-28	28-29	Total Budgeted up to 2029
CA Construction Admin	220,000	0	220,000	0	220,000	220,000	0	0	0	0	220,000
CCF City Construct Force	25,000	0	25,000	0	25,000	25,000	0	0	0	0	25,000
CON Construction	2,200,000	0	2,200,000	0	2,200,000	2,200,000	0	0	0	0	2,200,000
CTGY-CIP Contingency - CIP	200,000	0	200,000	0	200,000	200,000	0	0	0	0	200,000
EDA Eng/Design/Admin	264,000	1,291	262,709	0	264,000	262,709	0	0	0	0	264,000
Expenditure Totals:	2,909,000	1,291	2,907,709	0	2,909,000	2,907,709	0	0	0	0	2,909,000

Fund Balance Required	Budget+Prop. Inc./Dec.	Available+Prop. Inc./Dec.
Water Fund - CIP Projects-4180	2,909,000	2,907,709



City of Modesto

Project #: 101152

UTL - Colorado Avenue Strengthen & Replace Water Main



City of Modesto: 2025-29 Capital Improvement Program

UTL - Colorado Avenue Strengthen & Replace Water Main

101152

Capital Un-sponsored

<i>Cost Center:</i> 49999	<i>Category:</i> Water	<i>Start Date:</i> 2018
<i>Hosting Fund:</i> Water Fund - CIP Projects-4180	<i>Type Class:</i> Water	<i>End Date:</i> 2024
<i>Element Listing:</i> Comm Svcs & Fac	<i>Area:</i> System Wide	<i>Status:</i> Active
<i>Classification:</i> Improv	<i>Manager:</i> Vargas, Edgar	<i>Const. Code:</i> Under Construction

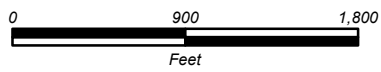
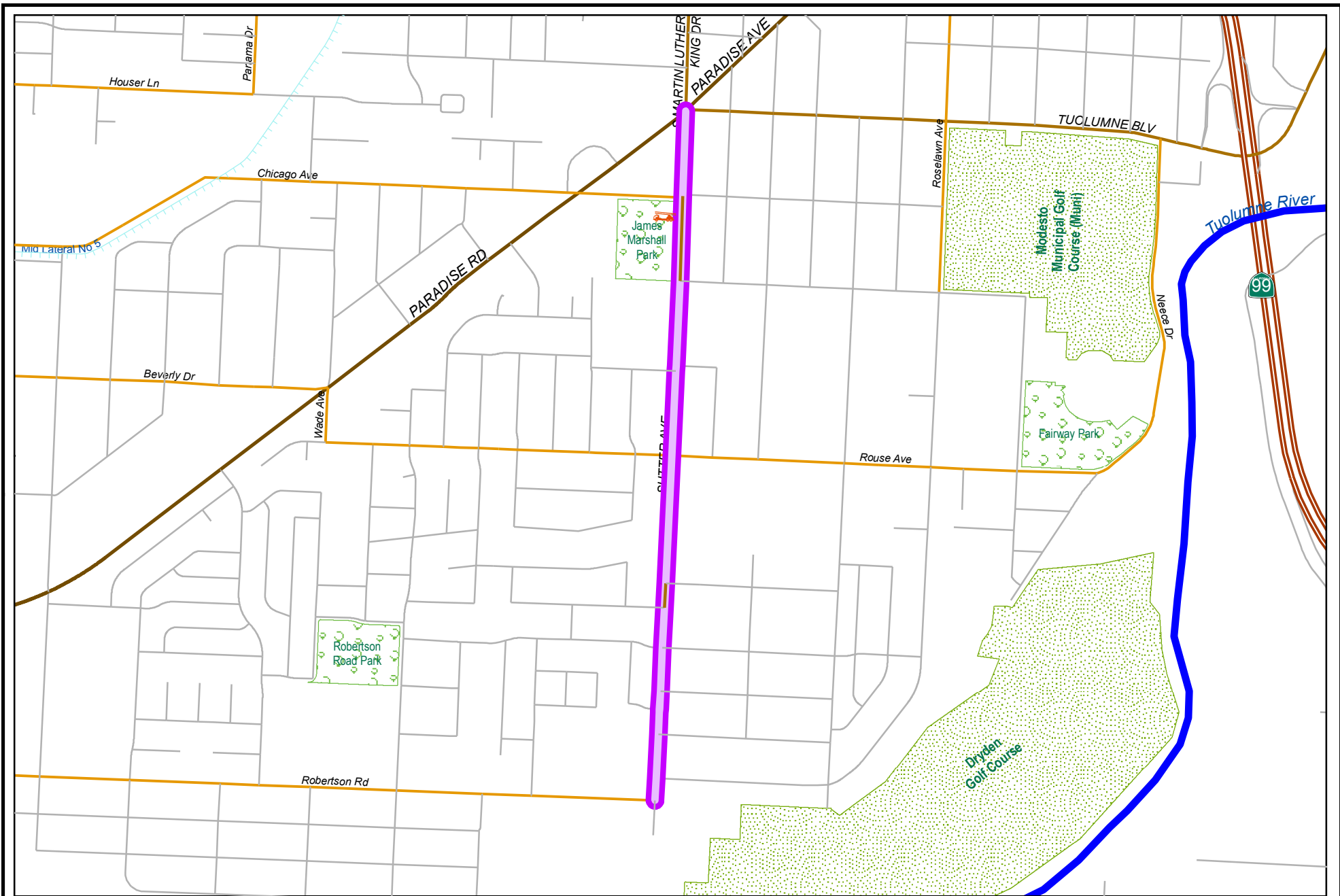
Proj Desc: This project will provide funding to replace the existing water main along Colorado Avenue generally bounded by Pelton Avenue to the South, South Avenue to the North, Roselawn Avenue to the East and Sutter Avenue to the West. The water line will be installed as a part of the Sutter Trunk realignment project which will install a 16" trunk line down Colorado Avenue. The existing water main along Colorado in this area is an old 4" undersized steel main which is prone to leaking and low pressures. The project will replace the existing system with City Standard water mains, valves and hydrants to improve system reliability, flows and pressures.

Construction of all potable water mains to be completed as a part of the River Trunk Realignment Gravity Project housed in CIP 101290.

Proj Stat: Construction has been completed in FY 23/24. Project is awaiting full construction completion of CIP 101290 before it's officially accepted by Council and closed.

Expenditures	Budget	Actual+Commit	Available	Prop. Inc./Dec. for 24-25	Budget+Prop. Inc./Dec.	Avail.+Prop. Inc./Dec.	25-26	26-27	27-28	28-29	Total Budgeted up to 2029
CA Construction Admin	160,000	591	159,409	0	160,000	159,409	0	0	0	0	160,000
CCF City Construct Force	25,000	47,669	-22,669	0	25,000	-22,669	0	0	0	0	25,000
CON Construction	1,600,000	0	1,600,000	0	1,600,000	1,600,000	0	0	0	0	1,600,000
CTGY-CIP Contingency - CIP	160,000	0	160,000	0	160,000	160,000	0	0	0	0	160,000
EDA Eng/Design/Admin	256,447	150,609	105,838	0	256,447	105,838	0	0	0	0	256,447
Expenditure Totals:	2,201,447	198,869	2,002,578	0	2,201,447	2,002,578	0	0	0	0	2,201,447

Fund Balance Required	Budget+Prop. Inc./Dec.	Available+Prop. Inc./Dec.
Water Fund - CIP Projects-4180	2,201,447	2,002,578



City of Modesto

Project #: 101154

UTL -Sutter Avenue Strengthen & Replace Water Mains



City of Modesto: 2025-29 Capital Improvement Program

UTL - Sutter Avenue Strengthen & Replace Water Mains

101154

Capital Un-sponsored

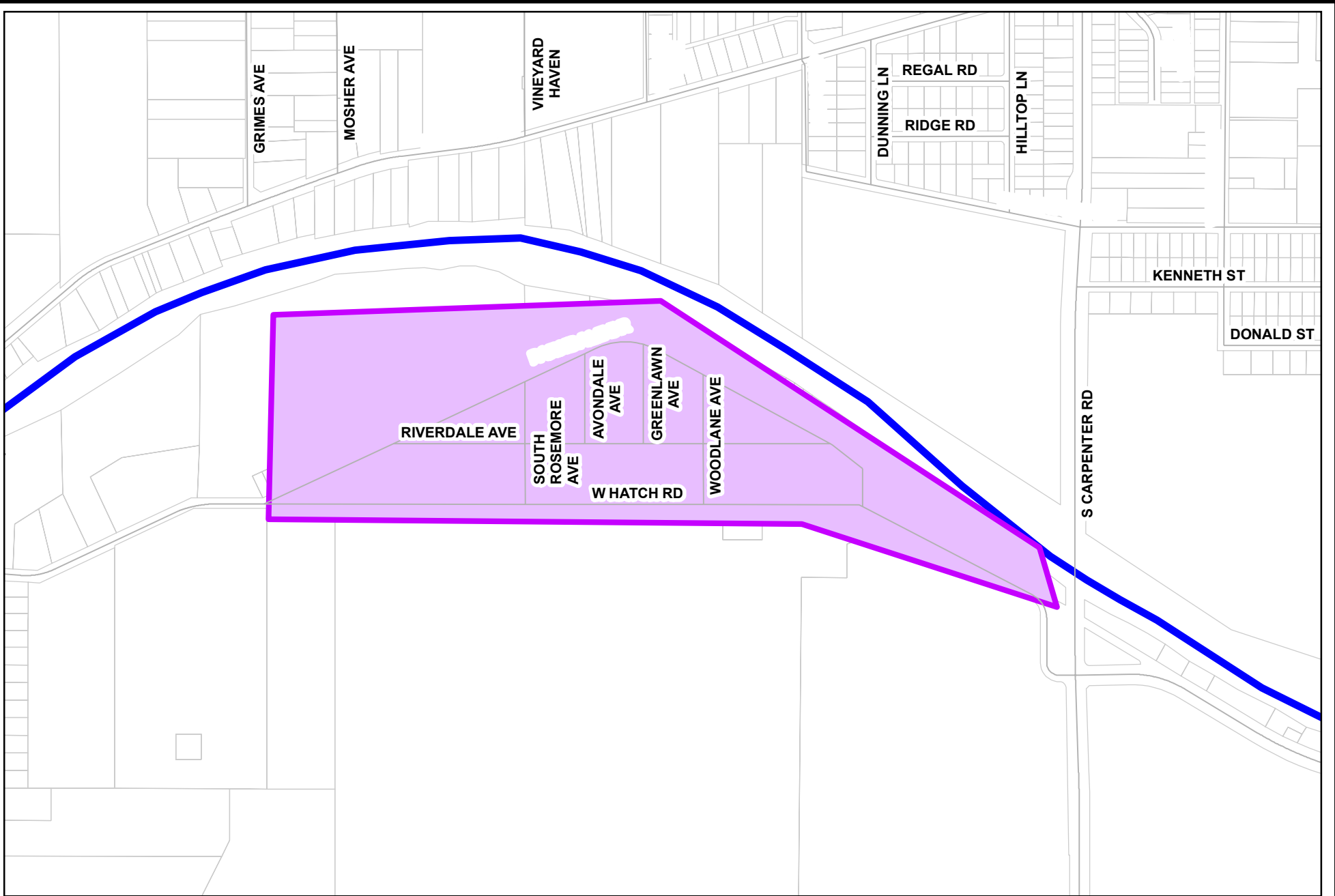
<i>Cost Center:</i> 49999	<i>Category:</i> Water	<i>Start Date:</i> 2019
<i>Hosting Fund:</i> Water Fund - CIP Projects-4180	<i>Type Class:</i> Water	<i>End Date:</i> 2024
<i>Element Listing:</i> Comm Svcs & Fac	<i>Area:</i> System Wide	<i>Status:</i> Active
<i>Classification:</i> Improv	<i>Manager:</i> Vargas, Edgar	<i>Const. Code:</i> Construction Completed

Proj Desc: This project will provide funding to replace approximately 3,747 LF of aged existing water mains within Stanislaus County generally bounded by Sunset Avenue on the East, Rouse Ave to the North, Sutter Ave on the West, and Pelton Avenue on the South. Existing water mains in this area are old, undersized steel mains which are prone to leaking and low pressures. This project will replace the existing system with City standard water mains, valves and hydrants to improve system reliability, flows and pressures.

Proj Stat: Construction was completed in FY 23/24. Project is currently in closeout process for Council acceptance.

Expenditures	Budget	Actual+Commit	Available	Prop. Inc./Dec. for 24-25	Budget+Prop. Inc./Dec.	Avail.+Prop. Inc./Dec.	25-26	26-27	27-28	28-29	Total Budgeted up to 2029
CA Construction Admin	215,640	150,885	64,755	0	215,640	64,755	0	0	0	0	215,640
CCF City Construct Force	25,000	0	25,000	0	25,000	25,000	0	0	0	0	25,000
CON Construction	2,149,680	2,149,680	0	0	2,149,680	0	0	0	0	0	2,149,680
CTGY-CIP Contingency - CIP	214,968	74,958	140,010	0	214,968	140,010	0	0	0	0	214,968
EDA Eng/Design/Admin	330,212	263,307	66,905	0	330,212	66,905	0	0	0	0	330,212
Expenditure Totals:	2,935,500	2,638,831	296,669	0	2,935,500	296,669	0	0	0	0	2,935,500

Fund Balance Required	Budget+Prop. Inc./Dec.	Available+Prop. Inc./Dec.
Water Fund - CIP Projects-4180	2,935,500	296,669



City of Modesto

Project #: 101212

UTL - Riverdale Park Water System



City of Modesto: 2025-29 Capital Improvement Program

UTL - Riverdale Park Water System

101212

Capital Un-sponsored

<i>Cost Center:</i> 49999	<i>Category:</i> Water	<i>Start Date:</i> 2019
<i>Hosting Fund:</i> Water Fund - CIP Projects-4180	<i>Type Class:</i> Water	<i>End Date:</i> 2025
<i>Element Listing:</i> Comm Svcs & Fac	<i>Area:</i> System Wide	<i>Status:</i> Active
<i>Classification:</i> Improv	<i>Manager:</i> Alves, Alfred James	<i>Const. Code:</i> Not Awarded

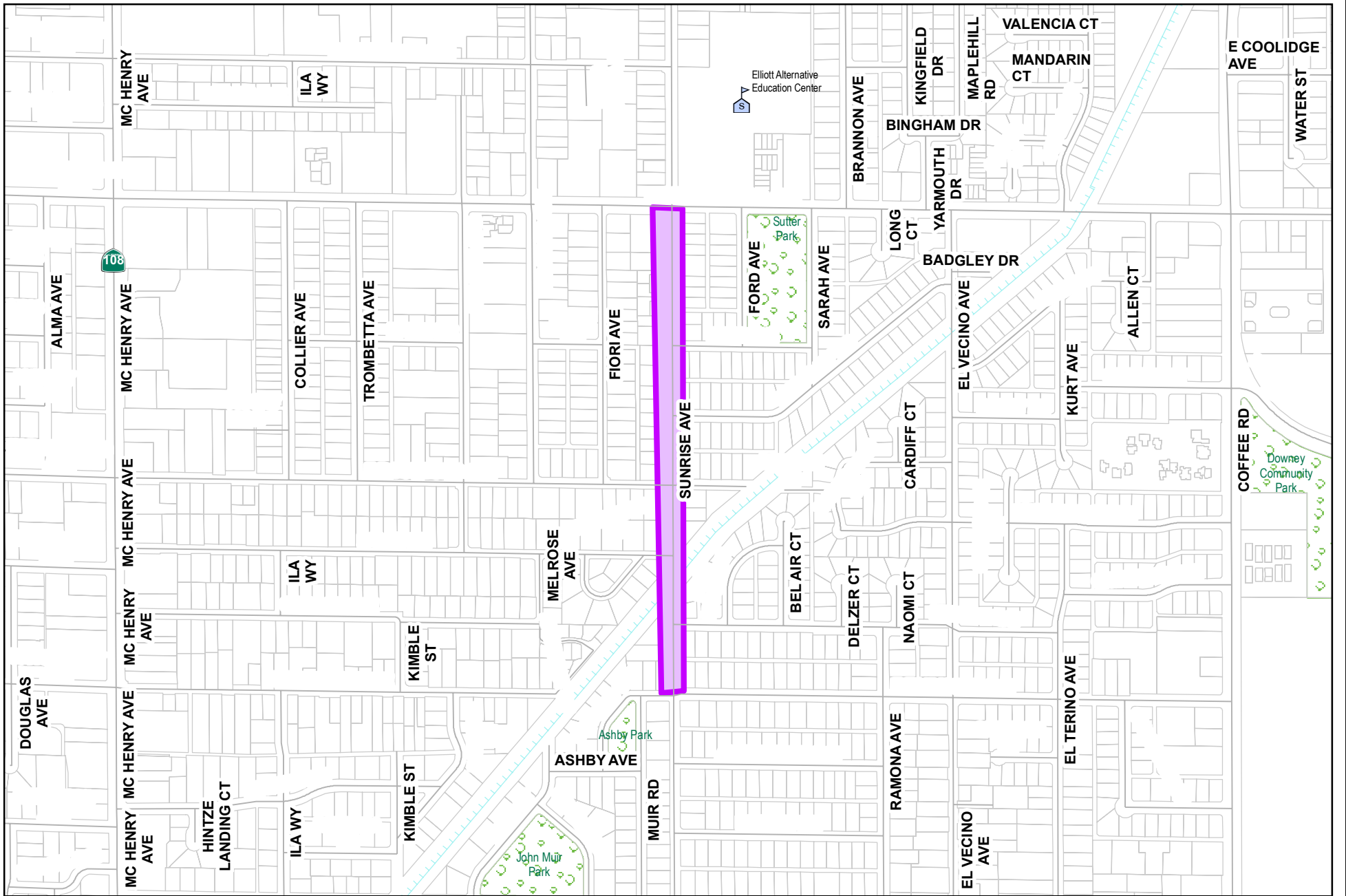
Proj Desc: The project will seek grant funds for the Riverdale Park Tract Community to improve the water system. The Riverdale Park Tract Community consists of 178 developed parcels located on the south side of the Tuolumne River west of Carpenter Rd and north of W Hatch Rd. Staff is coordinating with Self Help Enterprises to work with the State of California for SRF Grant funding to pay for all necessary water system improvements. The Riverdale water system is an isolated system whose well has had Uranium contaminant concerns which have on occasion exceeded the maximum containment level (MCL).

City staff initiated a hydraulic modeling effort to identify the specific improvements that would be needed to serve Riverdale to meet the City's buildout expectation. Improvements include upsizing the existing water main in W Hatch Rd, west of Carpenter Rd to a 12", and all 4" and 6" mains within the Riverdale service area to an 8". Other water assets also would be brought up to City standards including residential services, valves and hydrants. The State is agreeing to provide SRF grant funding to pay for all the necessary water system improvements. The CIP will provide funding for staff to manage and coordinate with Self Help Enterprises, the design consultant, and the State of California.

Proj Stat: Design completed in 2023, CEQA completed in 2022. Grant Application to be completed in Spring of 2023. Construction to be led by the City of Modesto and is anticipated to be completed in Summer of 2025. Grant award pending, expected Spring 2024.

Expenditures	Budget	Actual+Commit	Available	Prop. Inc./Dec. for 24-25	Budget+Prop. Inc./Dec.	Avail.+Prop. Inc./Dec.	25-26	26-27	27-28	28-29	Total Budgeted up to 2029
CA Construction Admin	60,000	0	60,000	0	60,000	60,000	0	0	0	0	60,000
CCF City Construct Force	10,000	0	10,000	0	10,000	10,000	0	0	0	0	10,000
EDA Eng/Design/Admin	100,000	59,542	40,458	0	100,000	40,458	0	0	0	0	100,000
Expenditure Totals:	170,000	59,542	110,458	0	170,000	110,458	0	0	0	0	170,000

Fund Balance Required	Budget+Prop. Inc./Dec.	Available+Prop. Inc./Dec.
Water Fund - CIP Projects-4180	170,000	110,458



City of Modesto

Project #: 101213

UTL - Sunrise Water Mains



City of Modesto: 2025-29 Capital Improvement Program

UTL - Sunrise Water Mains

101213

Capital Un-sponsored

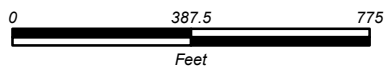
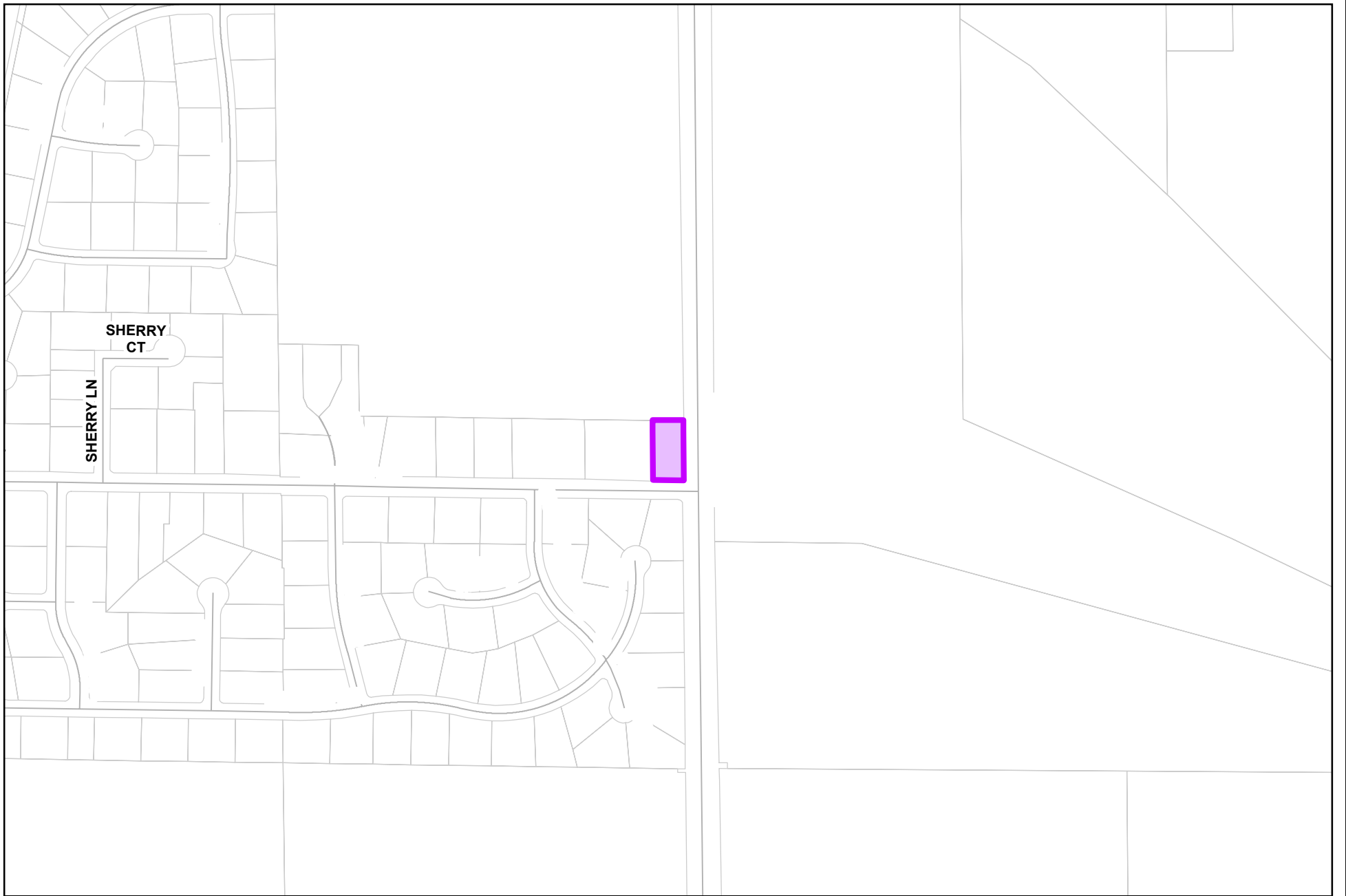
<i>Cost Center:</i> 49999	<i>Category:</i> Water	<i>Start Date:</i> 2019
<i>Hosting Fund:</i> Water Fund - CIP Projects-4180	<i>Type Class:</i> Water	<i>End Date:</i> 2025
<i>Element Listing:</i> Comm Svcs & Fac	<i>Area:</i> System Wide	<i>Status:</i> Active
<i>Classification:</i> Improv	<i>Manager:</i> Vargas, Edgar	<i>Const. Code:</i> Not Awarded

Proj Desc: The project will rehabilitate the water main on Sunrise Ave from Fairmont Ave to E Orangeburg Ave. The water main on Sunrise is old steel and undersized which is prone to leaks and low pressure. The project will replace the existing system with City Standard water mains, valves and hydrants to improve system reliability, flows and pressure.

Proj Stat: Project is currently in design, with construction anticipated in FY 24/25.

Expenditures	Budget	Actual+Commit	Available	Prop. Inc./Dec. for 24-25	Budget+Prop. Inc./Dec.	Avail.+Prop. Inc./Dec.	25-26	26-27	27-28	28-29	Total Budgeted up to 2029
CA Construction Admin	200,000	0	200,000	0	200,000	200,000	0	0	0	0	200,000
CCF City Construct Force	50,000	0	50,000	0	50,000	50,000	0	0	0	0	50,000
CON Construction	2,000,000	0	2,000,000	0	2,000,000	2,000,000	0	0	0	0	2,000,000
CTGY-CIP Contingency - CIP	200,000	0	200,000	0	200,000	200,000	0	0	0	0	200,000
EDA Eng/Design/Admin	135,000	42,606	92,394	0	135,000	92,394	0	0	0	0	135,000
LA Land Acquisition	25,000	0	25,000	0	25,000	25,000	0	0	0	0	25,000
Expenditure Totals:	2,610,000	42,606	2,567,394	0	2,610,000	2,567,394	0	0	0	0	2,610,000

Fund Balance Required	Budget+Prop. Inc./Dec.	Available+Prop. Inc./Dec.
Water Fund - CIP Projects-4180	2,610,000	2,567,394



City of Modesto
Project #: 101267
UTL - Del Rio Well 70 Landscaping



City of Modesto: 2025-29 Capital Improvement Program

UTL - Del Rio Well 70 Landscaping

101267

Capital Un-sponsored

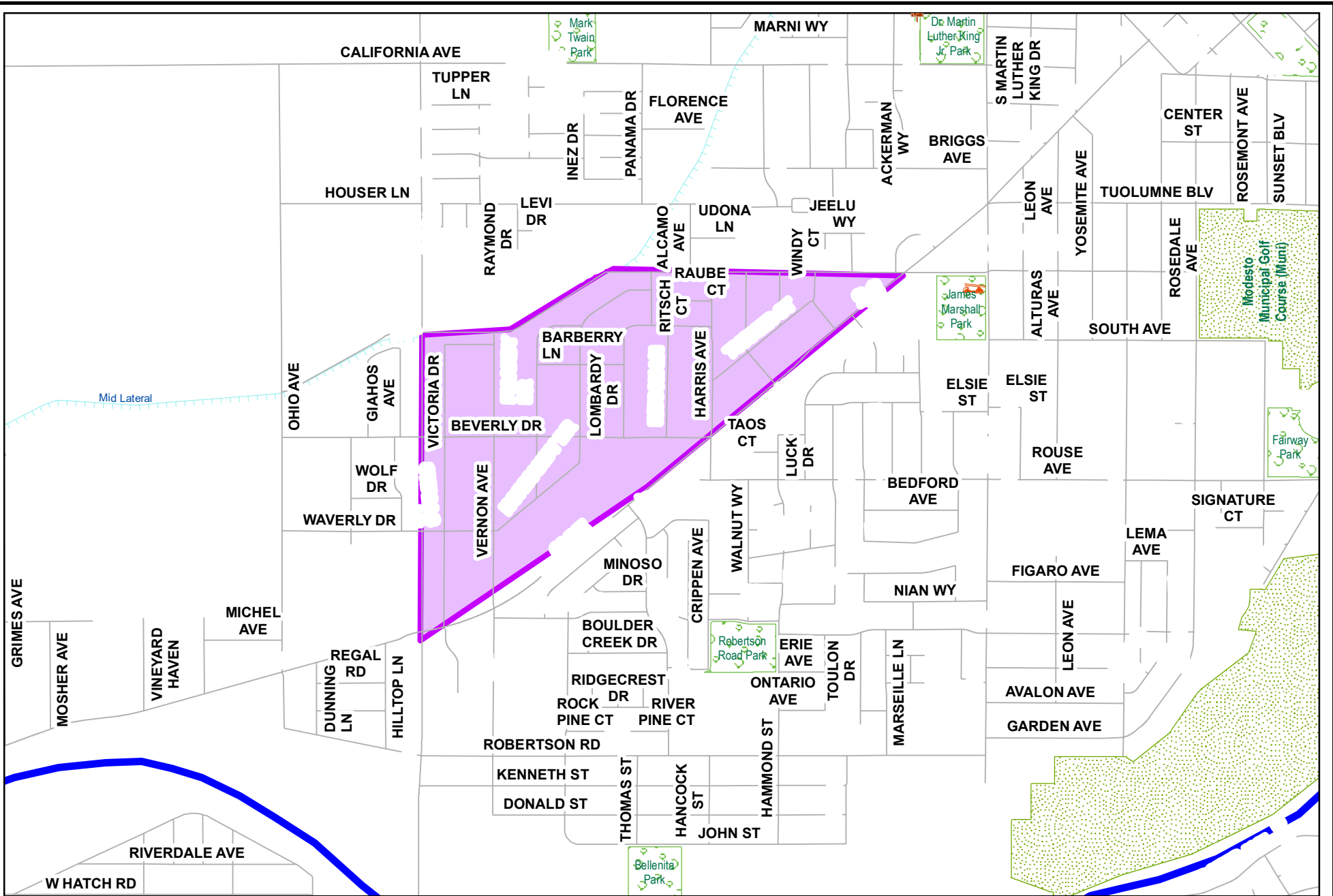
<i>Cost Center:</i> 49999	<i>Category:</i> Water	<i>Start Date:</i> 2020
<i>Hosting Fund:</i> Water Fund - CIP Projects-4180	<i>Type Class:</i> CFD Landscaping	<i>End Date:</i> 2025
<i>Element Listing:</i> Comm Svcs & Fac	<i>Area:</i> System Wide	<i>Status:</i> Active
<i>Classification:</i> Improvements	<i>Manager:</i> Vargas, Edgar	<i>Const. Code:</i> To be Closed

Proj Desc: This project will install landscaping improvements at the Del Rio Well 70 site to meet the state storm drain runoff and rainfall capture requirements.

Proj Stat: Design is anticipated to be complete in FY 23/24 & Construction in FY 23/24. Design alternatives and coordination with the Del Rio community has delayed the project.

Expenditures	Budget	Actual+Commit	Available	Prop. Inc./Dec. for 24-25	Budget+Prop. Inc./Dec.	Avail.+Prop. Inc./Dec.	25-26	26-27	27-28	28-29	Total Budgeted up to 2029
CA Construction Admin	15,000	3,484	11,516	0	15,000	11,516	0	0	0	0	15,000
CCF City Construct Force	10,000	0	10,000	0	10,000	10,000	0	0	0	0	10,000
CON Construction	150,000	0	150,000	0	150,000	150,000	0	0	0	0	150,000
CTGY-CIP Contingency - CIP	25,000	0	25,000	0	25,000	25,000	0	0	0	0	25,000
EDA Eng/Design/Admin	40,000	29,436	10,564	0	40,000	10,564	0	0	0	0	40,000
Expenditure Totals:	240,000	32,921	207,079	0	240,000	207,079	0	0	0	0	240,000

Fund Balance Required	Budget+Prop. Inc./Dec.	Available+Prop. Inc./Dec.
Water Fund - CIP Projects-4180	240,000	207,079



City of Modesto

Project #: 101285

UTL - Chicago-Paradise Strengthen & Replace Water Mains



City of Modesto: 2025-29 Capital Improvement Program

UTL - Chicago-Paradise S&R Water Mains

101285

Capital Un-sponsored

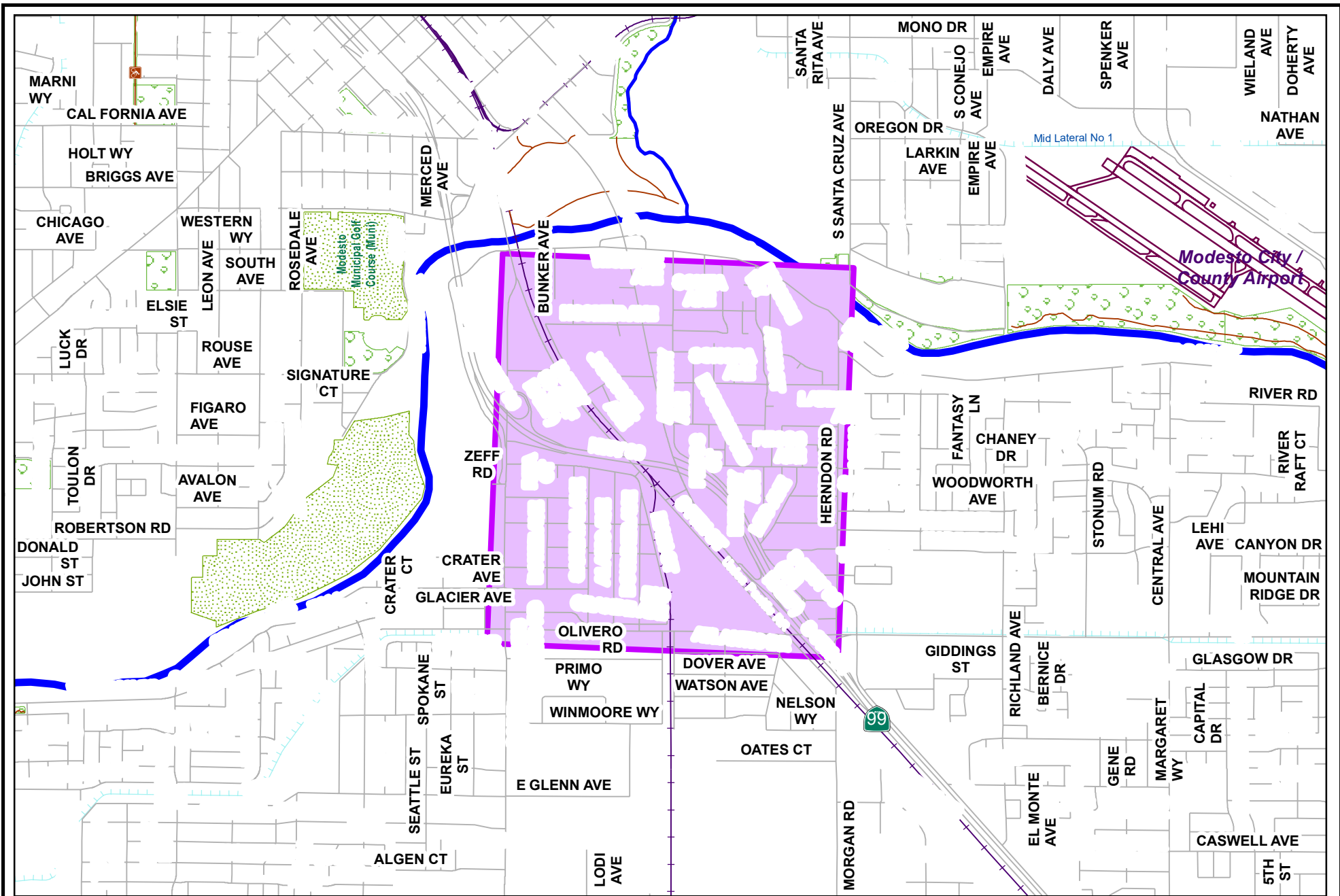
<i>Cost Center:</i> 49999	<i>Category:</i> Water	<i>Start Date:</i> 2020
<i>Hosting Fund:</i> Water Fund - CIP Projects-4180	<i>Type Class:</i> Water	<i>End Date:</i> 2026
<i>Element Listing:</i> Comm Svcs & Fac	<i>Area:</i> System Wide	<i>Status:</i> Active
<i>Classification:</i> Improv	<i>Manager:</i> Vargas, Edgar	<i>Const. Code:</i> Not Awarded

Proj Desc: The project will rehabilitate approximately 26,000 LF of water mains in an area bounded by Carpenter Rd, Chicago Ave and Paradise Rd. The water mains are old, steel and undersized and are prone to leaks and low pressure. The project will replace the existing systems with City standard water mains, valves and hydrants to improve system reliability, flows and pressures. Not a part of this project, the County will install sewer to the same area where coordination between the City and County will be required.

Proj Stat: Project is currently in design. Construction is anticipated to start in early 2025.

Expenditures	Budget	Actual+Commit	Available	Prop. Inc./Dec. for 24-25	Budget+Prop. Inc./Dec.	Avail.+Prop. Inc./Dec.	25-26	26-27	27-28	28-29	Total Budgeted up to 2029
CA Construction Admin	1,000,000	0	1,000,000	0	1,000,000	1,000,000	0	0	0	0	1,000,000
CCF City Construct Force	100,000	0	100,000	0	100,000	100,000	0	0	0	0	100,000
CON Construction	10,000,000	0	10,000,000	0	10,000,000	10,000,000	0	0	0	0	10,000,000
CTGY-CIP Contingency - CIP	1,000,000	0	1,000,000	0	1,000,000	1,000,000	0	0	0	0	1,000,000
EDA Eng/Design/Admin	1,290,417	1,038,732	251,685	0	1,290,417	251,685	0	0	0	0	1,290,417
ENV CIP - Environmental	0	0	0	0	0	0	0	0	0	0	0
Expenditure Totals:	13,390,417	1,038,732	12,351,685	0	13,390,417	12,351,685	0	0	0	0	13,390,417

Fund Balance Required	Budget+Prop. Inc./Dec.	Available+Prop. Inc./Dec.
Water Fund - CIP Projects-4180	13,390,417	12,351,685



City of Modesto

Project #: 101286

UTL - Bystrom Strengthen & Replace Water Mains



City of Modesto: 2025-29 Capital Improvement Program

UTL - Bystrom Area S&R - Phase 1

101286

Capital Un-sponsored

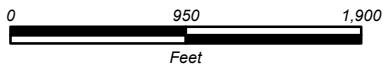
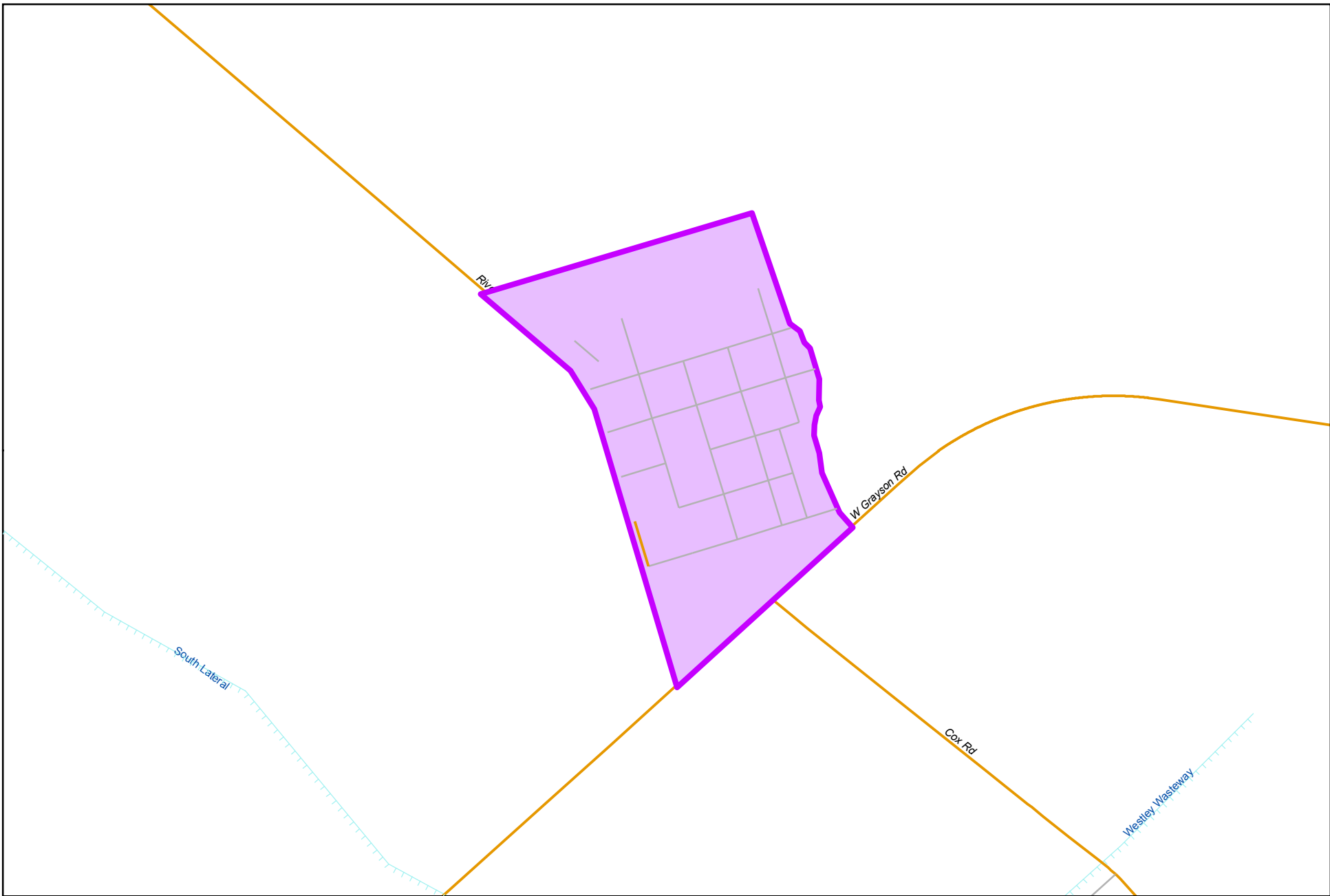
<i>Cost Center:</i> 49999	<i>Category:</i> Water	<i>Start Date:</i> 2020
<i>Hosting Fund:</i> Water Fund - CIP Projects-4180	<i>Type Class:</i> Water	<i>End Date:</i> 2025
<i>Element Listing:</i> Comm Svcs & Fac	<i>Area:</i> System Wide	<i>Status:</i> Active
<i>Classification:</i> Improv	<i>Manager:</i> Vargas, Edgar	<i>Const. Code:</i> Not Awarded

Proj Desc: The project will rehabilitate approximately 10,000 LF of water mains in the Bystrom Rd neighborhood. The water mains in the Bystrom Rd Neighborhood are old, steel and undersized which are prone to leaks and low pressure. The project will replace the existing system with City standard water mains, valves and hydrants to improve system reliability, flows and pressures. The project is bounded by Herndon Rd to the West, Woodworth Ave to the North, Richland Ave to the East and Nadine Ave to the South.

Proj Stat: Design began in FY 23/24 & construction is anticipated for FY 24/25.

Expenditures	Budget	Actual+Commit	Available	Prop. Inc./Dec. for 24-25	Budget+Prop. Inc./Dec.	Avail.+Prop. Inc./Dec.	25-26	26-27	27-28	28-29	Total Budgeted up to 2029
CA Construction Admin	250,000	37,900	212,100	0	250,000	212,100	0	0	0	0	250,000
CCF City Construct Force	50,000	0	50,000	0	50,000	50,000	0	0	0	0	50,000
CON Construction	2,150,000	0	2,150,000	0	2,150,000	2,150,000	0	0	0	0	2,150,000
CTGY-CIP Contingency - CIP	250,000	0	250,000	0	250,000	250,000	0	0	0	0	250,000
EDA Eng/Design/Admin	500,000	27,240	472,760	0	500,000	472,760	0	0	0	0	500,000
Expenditure Totals:	3,200,000	65,140	3,134,860	0	3,200,000	3,134,860	0	0	0	0	3,200,000

Fund Balance Required	Budget+Prop. Inc./Dec.	Available+Prop. Inc./Dec.
Water Fund - CIP Projects-4180	3,200,000	3,134,860



City of Modesto

Project #: 101287

UTL - Grayson Strengthen & Replace Water Mains



City of Modesto: 2025-29 Capital Improvement Program

UTL - Grayson S&R Water Mains

101287

Capital Un-sponsored

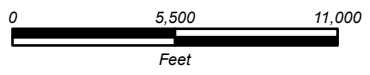
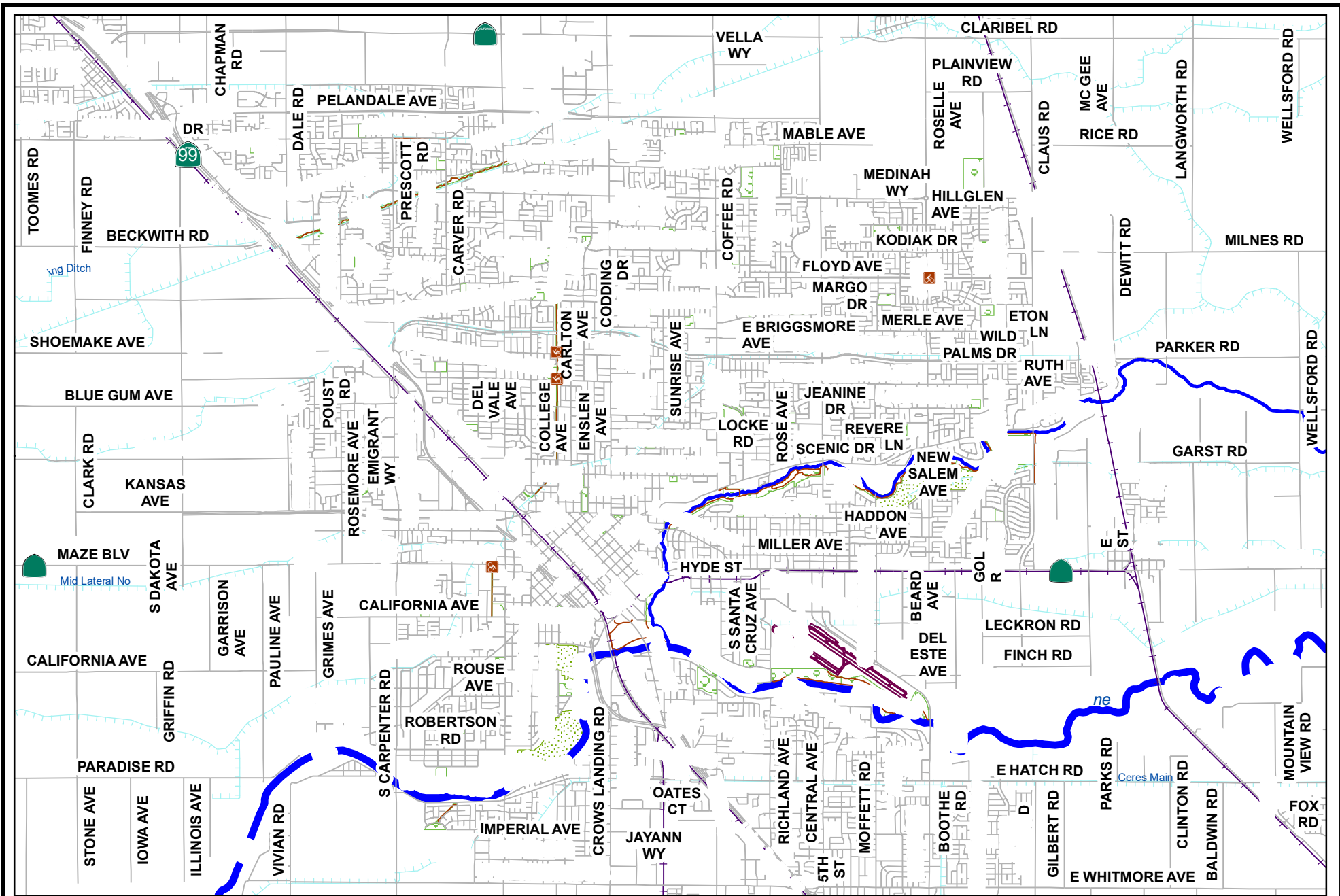
<i>Cost Center:</i> 49999	<i>Category:</i> Water	<i>Start Date:</i> 2020
<i>Hosting Fund:</i> Water Fund - CIP Projects-4180	<i>Type Class:</i> Water	<i>End Date:</i> 2024
<i>Element Listing:</i> Comm Svcs & Fac	<i>Area:</i> System Wide	<i>Status:</i> Active
<i>Classification:</i> Improv	<i>Manager:</i> Vargas, Edgar	<i>Const. Code:</i> Construction Completed

Proj Desc: The project will rehabilitate the water mains in the town of Grayson. The water mains bounded by Mary St to the south, River Rd to the west, Minnie St to the north and Charles St to the east. The existing mains are old, steel and undersized which are prone to leaks and low pressure. The project will replace the existing system with City standard water mains, valves and hydrants to improve system reliability, flows and pressures.

Proj Stat: Construction was completed in FY 23/24. Project is currently in closeout process for Council acceptance.

Expenditures	Budget	Actual+Commit	Available	Prop. Inc./Dec. for 24-25	Budget+Prop. Inc./Dec.	Avail.+Prop. Inc./Dec.	25-26	26-27	27-28	28-29	Total Budgeted up to 2029
CA Construction Admin	327,073	224,878	102,195	0	327,073	102,195	0	0	0	0	327,073
CCF City Construct Force	50,000	8,823	41,177	0	50,000	41,177	0	0	0	0	50,000
CON Construction	2,696,561	2,696,561	0	0	2,696,561	0	0	0	0	0	2,696,561
CTGY-CIP Contingency - CIP	269,656	153,484	116,172	0	269,656	116,172	0	0	0	0	269,656
EDA Eng/Design/Admin	179,710	103,556	76,154	0	179,710	76,154	0	0	0	0	179,710
Expenditure Totals:	3,523,000	3,187,302	335,698	0	3,523,000	335,698	0	0	0	0	3,523,000

Fund Balance Required	Budget+Prop. Inc./Dec.	Available+Prop. Inc./Dec.
Water Fund - CIP Projects-4180	3,523,000	335,698



City of Modesto

Project #: 101292

UTL - SCADA System Replacement



City of Modesto: 2025-29 Capital Improvement Program

UTL - SCADA System Replacement

101292

Capital Un-sponsored

<i>Cost Center:</i> 49999	<i>Category:</i> Water	<i>Start Date:</i> 2019
<i>Hosting Fund:</i> Water Fund - CIP Projects-4180	<i>Type Class:</i> Water	<i>End Date:</i> 2025
<i>Element Listing:</i> Comm Svcs & Fac	<i>Area:</i> System Wide	<i>Status:</i> Active
<i>Classification:</i> Replacement	<i>Manager:</i> Alves, Alfred James	<i>Const. Code:</i> New or Future

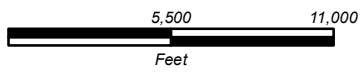
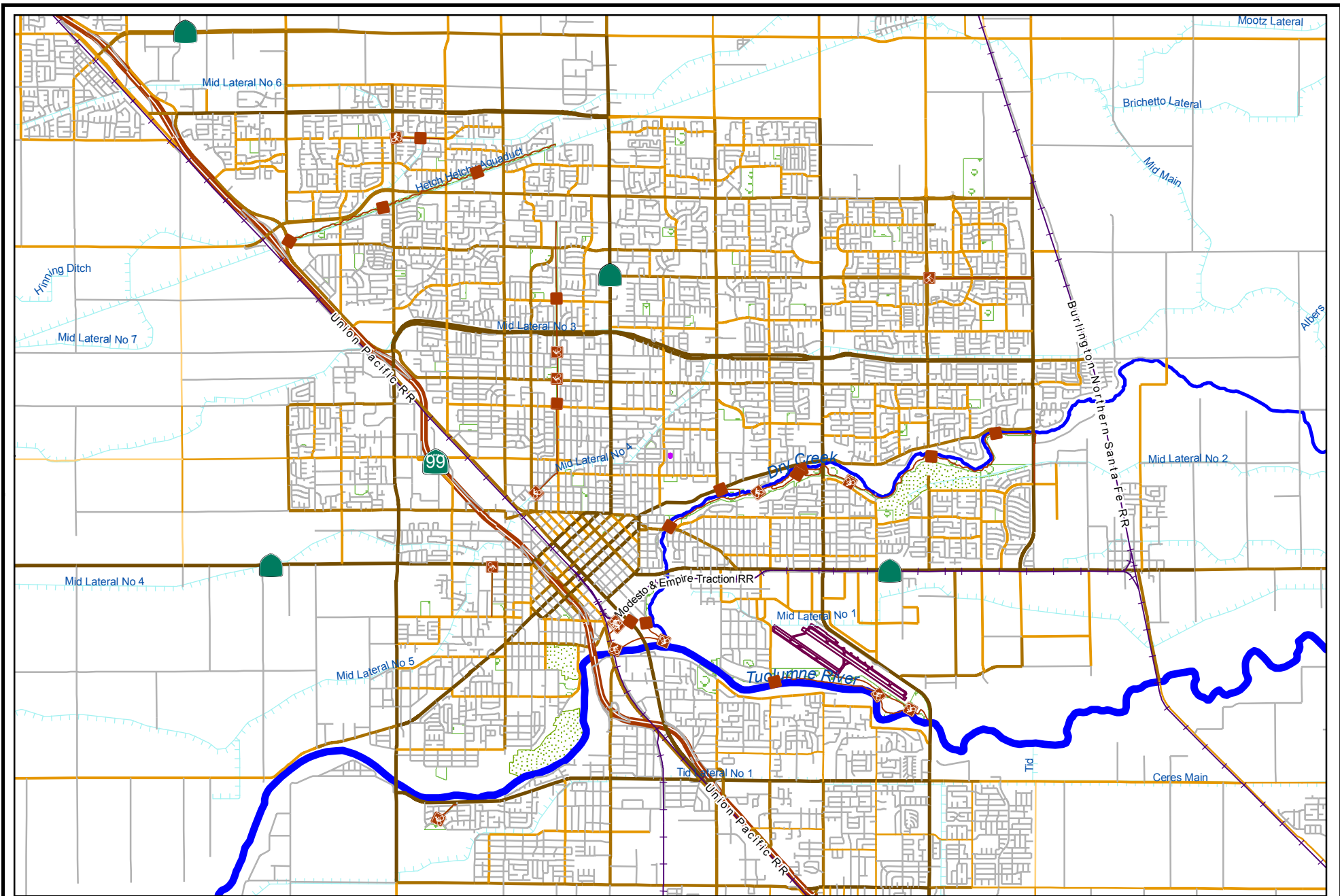
Proj Desc: The City uses a Supervisory Control and Data Acquisition (SCADA) System to operate over 200 water, wastewater, and storm drain facilities (including groundwater wells, tanks, wastewater treatment plant equipment, and lift stations). The SCADA System is comprised of computer hardware, software and a telemetry system that is critical in controlling and delivering a safe drinking water supply to customers and helps in controlling the conveyance and treatment of the City's wastewater. This project will replace the Utilities SCADA System. The project delivery method for this project will be Design-Build (DB).

Proj Stat: Project is currently in design, design is anticipated to be completed in Summer of 2025.

Revenues	Budget	Actuals+Commit	Available	Prop. Inc./Dec. for 24-25	Bud + Prop. Incr/Decr	Avail.+ Prop. Incr/Decr	25-26	26-27	27-28	28-29	Total Budgeted up to 2029
64210 Transfer In from Fund 4210	7,747,995	195,210	7,552,785	0	7,747,995	7,552,785	0	0	0	0	7,747,995
Revenue Totals:	7,747,995	195,210	7,552,785	0	7,747,995	7,552,785	0	0	0	0	7,747,995

Expenditures	Budget	Actual+Commit	Available	Prop. Inc./Dec. for 24-25	Budget+Prop. Inc./Dec.	Avail.+Prop. Inc./Dec.	25-26	26-27	27-28	28-29	Total Budgeted up to 2029
CA Construction Admin	200,000	0	200,000	0	200,000	200,000	0	0	0	0	200,000
CCF City Construct Force	60,000	0	60,000	0	60,000	60,000	0	0	0	0	60,000
CON Construction	8,700,000	0	8,700,000	0	8,700,000	8,700,000	0	0	0	0	8,700,000
CTGY-CIP Contingency - CIP	520,000	0	520,000	0	520,000	520,000	0	0	0	0	520,000
EDA Eng/Design/Admin	6,015,990	5,099,200	916,790	0	6,015,990	916,790	0	0	0	0	6,015,990
Expenditure Totals:	15,495,990	5,099,200	10,396,790	0	15,495,990	10,396,790	0	0	0	0	15,495,990

Fund Balance Required	Budget+Prop. Inc./Dec.	Available+Prop. Inc./Dec.
Water Fund - CIP Projects-4180	7,747,995	2,844,005



City of Modesto

Project #: 101331

UTL - Coffee Road Water Main Upgrade



City of Modesto: 2025-29 Capital Improvement Program

UTL - Coffee Road Water Main Upgrade

101331

Capital Un-sponsored

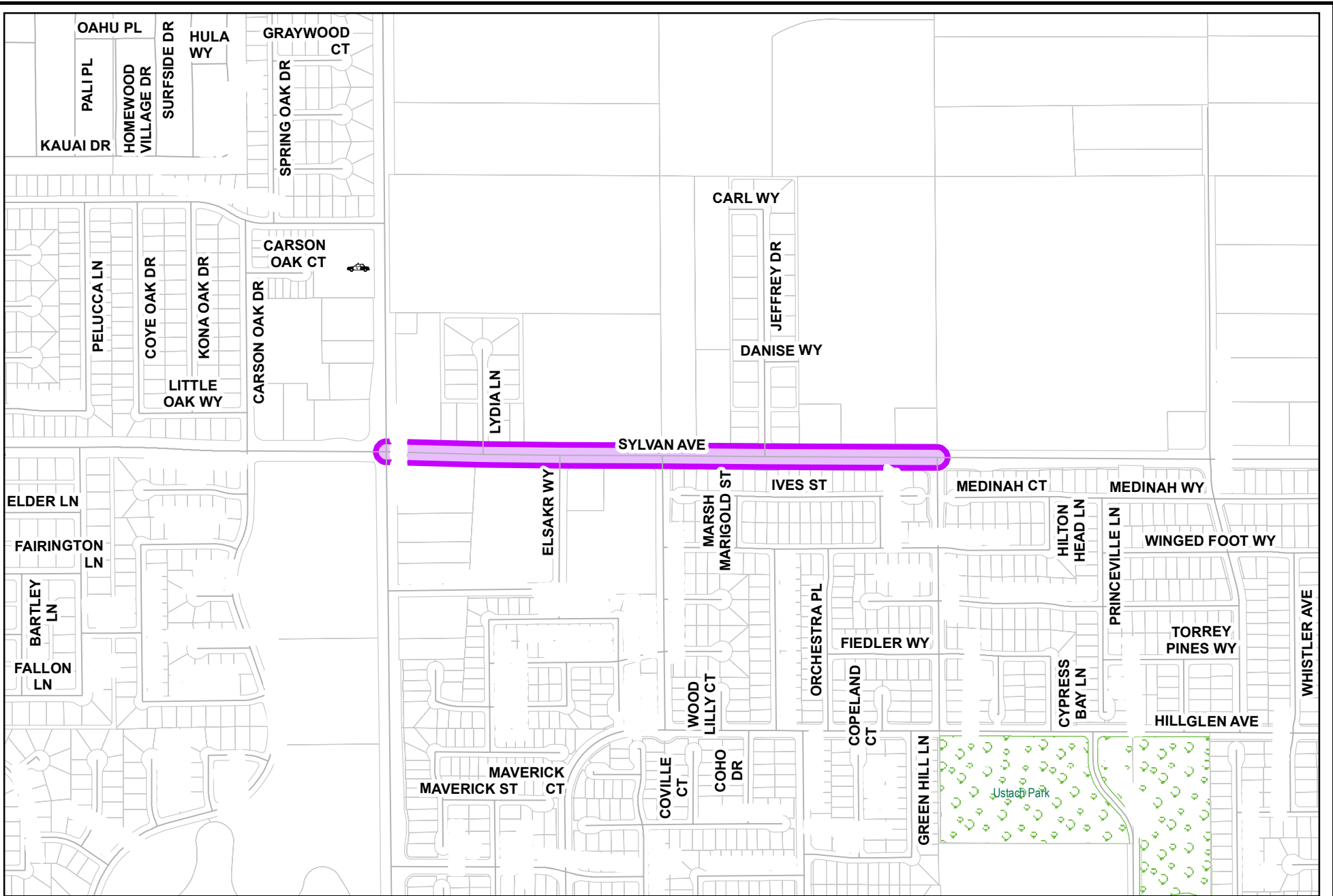
<i>Cost Center:</i> 49999	<i>Category:</i> Water	<i>Start Date:</i> 2021
<i>Hosting Fund:</i> Water Fund - CIP Projects-4180	<i>Type Class:</i> Water	<i>End Date:</i> 2025
<i>Element Listing:</i> Comm Svcs & Fac	<i>Area:</i> System Wide	<i>Status:</i> Active
<i>Classification:</i> Improv	<i>Manager:</i> Vargas, Edgar	<i>Const. Code:</i> Not Awarded

Proj Desc: This project will rehabilitate the water main on Coffee Rd from Fairmont to Gloria Way. The water main on Coffee Rd is old, steel and undersized which is prone to leaks and low pressure. The project will replace the existing system with City Standard water mains, valves and hydrants to improve system reliability, flows and pressure.

Proj Stat: Project is currently in design. Construction anticipated to begin in FY 24/25.

Expenditures	Budget	Actual+Commit	Available	Prop. Inc./Dec. for 24-25	Budget+Prop. Inc./Dec.	Avail.+Prop. Inc./Dec.	25-26	26-27	27-28	28-29	Total Budgeted up to 2029
CA Construction Admin	89,175	84	89,091	0	89,175	89,091	0	0	0	0	89,175
CCF City Construct Force	50,000	0	50,000	0	50,000	50,000	0	0	0	0	50,000
CON Construction	891,750	0	891,750	0	891,750	891,750	0	0	0	0	891,750
CTGY-CIP Contingency - CIP	89,175	0	89,175	0	89,175	89,175	0	0	0	0	89,175
EDA Eng/Design/Admin	153,987	57,721	96,266	0	153,987	96,266	0	0	0	0	153,987
Expenditure Totals:	1,274,087	57,805	1,216,282	0	1,274,087	1,216,282	0	0	0	0	1,274,087

Fund Balance Required	Budget+Prop. Inc./Dec.	Available+Prop. Inc./Dec.
Water Fund - CIP Projects-4180	1,274,087	1,216,282



City of Modesto

Project #: 101367

UTL - Sylvan Water Main Upgrade



City of Modesto: 2025-29 Capital Improvement Program

UTL - Sylvan Water Main Upgrade

101367

Capital Un-sponsored

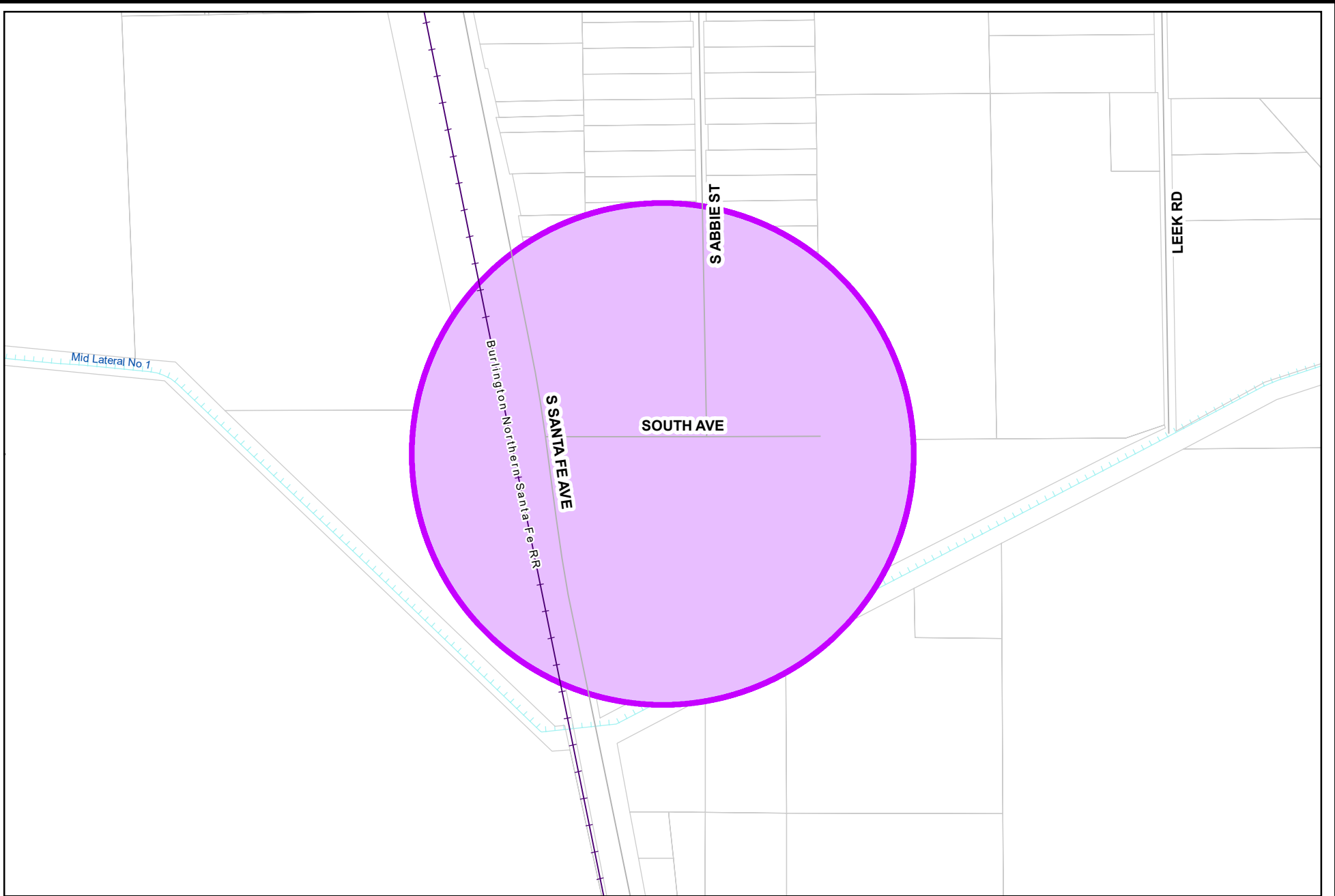
<i>Cost Center:</i> 49999	<i>Category:</i> Water	<i>Start Date:</i> 2021
<i>Hosting Fund:</i> Water Fund - CIP Projects-4180	<i>Type Class:</i> Water	<i>End Date:</i> 2024
<i>Element Listing:</i> Comm Svcs & Fac	<i>Area:</i> System Wide	<i>Status:</i> Active
<i>Classification:</i> Improv	<i>Manager:</i> Vargas, Edgar	<i>Const. Code:</i> Under Construction

Proj Desc: The objective of this project is to improve the water flow and pressure and have infrastructure in place for the future Tivoli Development. For this project all the existing undersized and deteriorated water mains will be replaced with a new 12-inch diameter C900 water main along Sylvan Avenue from Oakdale to the future Aria Drive. All services that are connected to the existing 8" line on Sylvan will be transferred to the new 12-inch diameter water main. Fire hydrants within the project area will be evaluated to ensure that proper spacing between hydrants is met. All work within the project limits will conform to the City of Modesto Standards.

Proj Stat: Construction was completed in FY 23/24. Project is awaiting full construction completion of CIP 100535, before it is officially accepted by Council and closed.

Expenditures	Budget	Actual+Commit	Available	Prop. Inc./Dec. for 24-25	Budget+Prop. Inc./Dec.	Avail.+Prop. Inc./Dec.	25-26	26-27	27-28	28-29	Total Budgeted up to 2029
CA Construction Admin	165,702	148,776	16,926	0	165,702	16,926	0	0	0	0	165,702
CC Consultant Charges	1,000	695	305	0	1,000	305	0	0	0	0	1,000
CCF City Construct Force	50,000	38,140	11,860	0	50,000	11,860	0	0	0	0	50,000
CON Construction	1,633,770	1,633,770	0	0	1,633,770	0	0	0	0	0	1,633,770
CTGY-CIP Contingency - CIP	196,053	107,102	88,951	0	196,053	88,951	0	0	0	0	196,053
EDA Eng/Design/Admin	41,947	28,925	13,023	0	41,947	13,023	0	0	0	0	41,947
Expenditure Totals:	2,088,472	1,957,407	131,065	0	2,088,472	131,065	0	0	0	0	2,088,472

Fund Balance Required	Budget+Prop. Inc./Dec.	Available+Prop. Inc./Dec.
Water Fund - CIP Projects-4180	2,088,472	131,065



City of Modesto

Project #: 101403

UTL - Well 312 Treatment & Flushline



City of Modesto: 2025-29 Capital Improvement Program

UTL - Well 312 Treatment & Flushline

101403

Capital Un-sponsored

<i>Cost Center:</i> 49999	<i>Category:</i> Water	<i>Start Date:</i> 2022
<i>Hosting Fund:</i> Water Fund - CIP Projects-4180	<i>Type Class:</i> Water	<i>End Date:</i> 2026
<i>Element Listing:</i> Comm Svcs & Fac	<i>Area:</i> System Wide	<i>Status:</i> Active
<i>Classification:</i> Improv	<i>Manager:</i> Vargas, Edgar	<i>Const. Code:</i> Not Awarded

Proj Desc: In 2017, Well 312 was taken offline due to water quality issues. This project will fund the implementation of a treatment system to resolve the current water quality issues.

The City has received a one million dollar Urban Drought Relief Grant from the Department of Water Resources to help fund a portion of this project

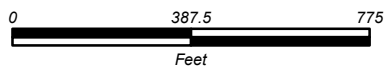
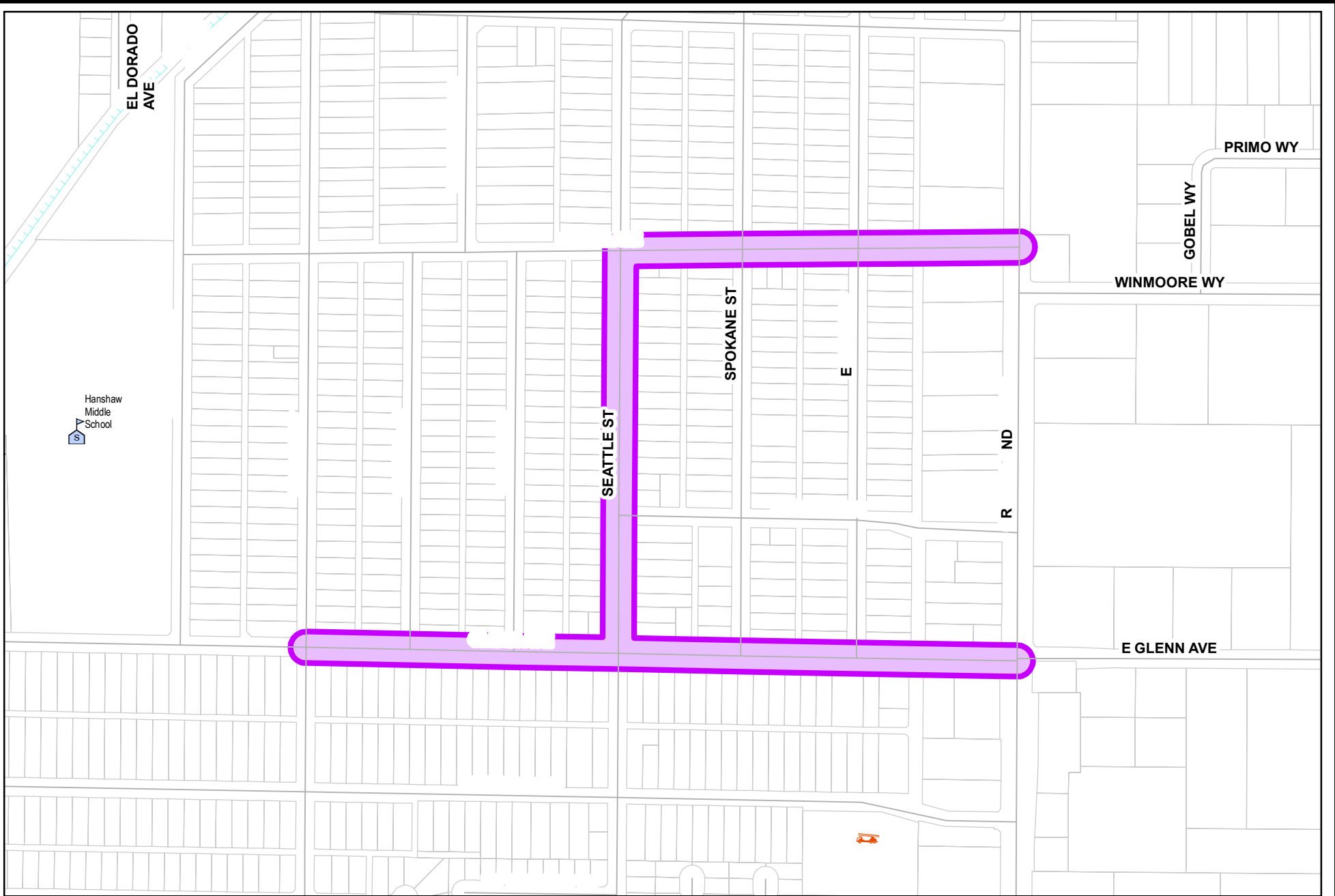
Upon completion of this project, Well 312 will meet the State's drinking water requirements and be brought back online.

Proj Stat: Design completion is anticipated in Spring of FY 23/24 and Construction starting in Summer of 2024.

Revenues	Budget	Actuals+Commit	Available	Prop. Inc./Dec. for 24-25	Bud + Prop. Incr/Decr	Avail.+ Prop. Incr/Decr	25-26	26-27	27-28	28-29	Total Budgeted up to 2029
42210 Intergov - State - Department of Water Resources	1,000,000	21,941	978,059	0	1,000,000	978,059	0	0	0	0	1,000,000
Revenue Totals:	1,000,000	21,941	978,059	0	1,000,000	978,059	0	0	0	0	1,000,000

Expenditures	Budget	Actual+Commit	Available	Prop. Inc./Dec. for 24-25	Budget+Prop. Inc./Dec.	Avail.+Prop. Inc./Dec.	25-26	26-27	27-28	28-29	Total Budgeted up to 2029
CA Construction Admin	134,086	0	134,086	0	134,086	134,086	0	0	0	0	134,086
CCF City Construct Force	50,000	0	50,000	0	50,000	50,000	0	0	0	0	50,000
CON Construction	964,425	0	964,425	0	964,425	964,425	0	0	0	0	964,425
CTGY-CIP Contingency - CIP	96,442	0	96,442	0	96,442	96,442	0	0	0	0	96,442
EDA Eng/Design/Admin	349,047	216,162	132,885	0	349,047	132,885	0	0	0	0	349,047
LA Land Acquisition	40,000	0	40,000	0	40,000	40,000	0	0	0	0	40,000
Expenditure Totals:	1,634,000	216,162	1,417,838	0	1,634,000	1,417,838	0	0	0	0	1,634,000

Fund Balance Required	Budget+Prop. Inc./Dec.	Available+Prop. Inc./Dec.
Water Fund - CIP Projects-4180	634,000	439,779



City of Modesto

Project #: 101450

UTL - Bret Harte S&R Water Mains



City of Modesto: 2025-29 Capital Improvement Program

UTL - Bret Harte S&R Water Mains

101450
Capital Un-sponsored

<i>Cost Center:</i> 49999	<i>Category:</i> Water	<i>Start Date:</i> 2022
<i>Hosting Fund:</i> Water Fund - CIP Projects-4180	<i>Type Class:</i> Water	<i>End Date:</i> 2025
<i>Element Listing:</i> Comm Svcs & Fac	<i>Area:</i> System Wide	<i>Status:</i> Active
<i>Classification:</i> Improvements	<i>Manager:</i> Vargas, Edgar	<i>Const. Code:</i> Not Awarded

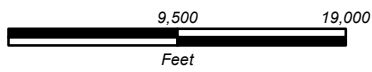
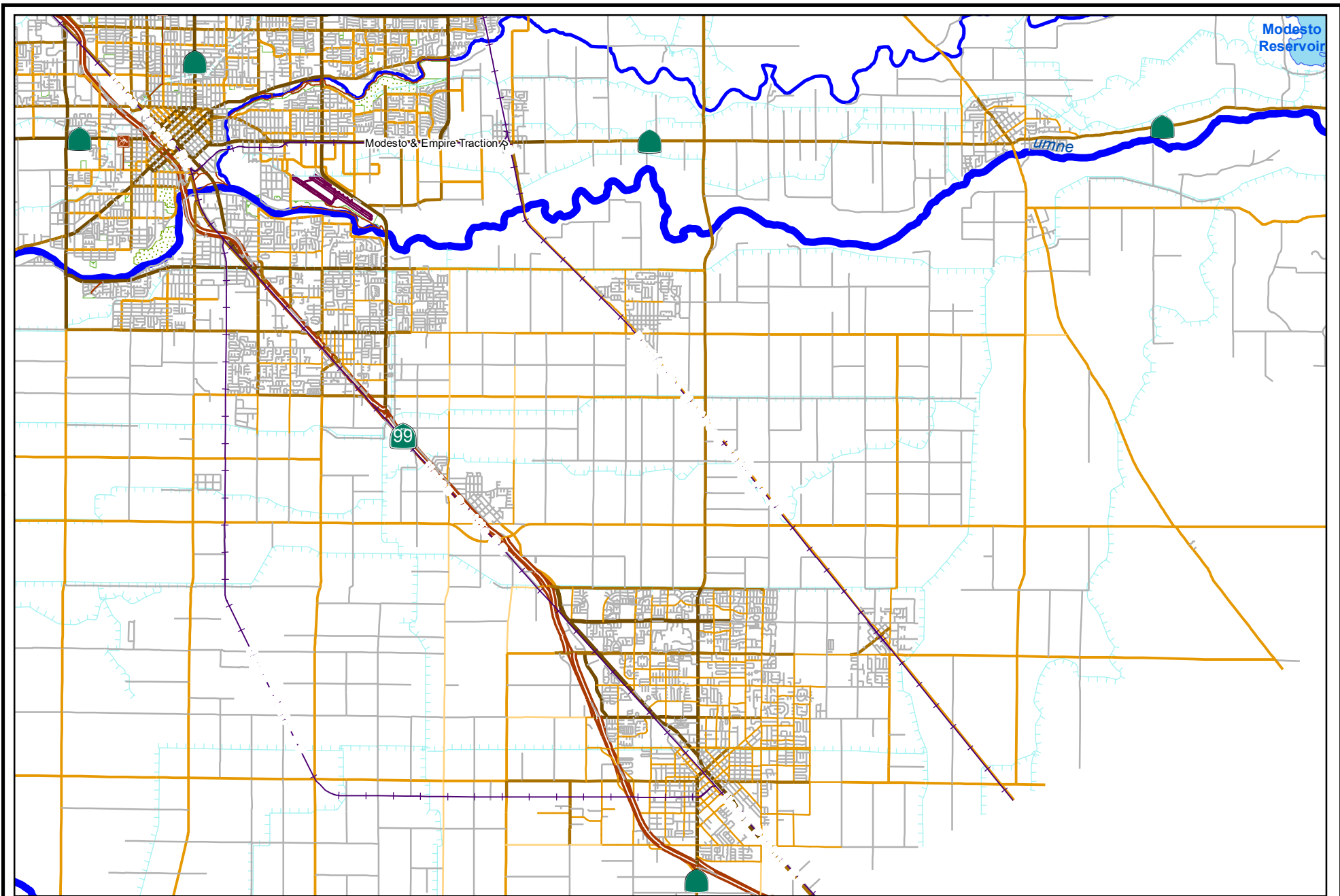
Proj Desc: This project will provide funding to replace approximately 4,750 LF of aged existing water mains within the Bret Harte Neighborhood. Water main replacement will take place on Butte Ave from Seattle St to Crows Landing Rd; On Seattle St from Butte Ave to Glenn Ave; and on Glenn Ave from Dallas St to Crows Landing Rd.

Existing water mains in the area are old, undersized steel mains which are prone to leaking and low pressures. This project will replace the existing system with City standard water mains, valves and fire hydrants to improve system reliability, flows and pressure.

Proj Stat: Project is currently in Design. Design is anticipated to be completed in Spring of FY 23/24 with Construction to begin in Summer of 2024.

Expenditures	Budget	Actual+Commit	Available	Prop. Inc./Dec. for 24-25	Budget+Prop. Inc./Dec.	Avail.+Prop. Inc./Dec.	25-26	26-27	27-28	28-29	Total Budgeted up to 2029
CA Construction Admin	120,000	0	120,000	0	120,000	120,000	0	0	0	0	120,000
CCF City Construct Force	50,000	0	50,000	0	50,000	50,000	0	0	0	0	50,000
CON Construction	1,200,000	0	1,200,000	0	1,200,000	1,200,000	0	0	0	0	1,200,000
CTGY-CIP Contingency - CIP	150,000	0	150,000	0	150,000	150,000	0	0	0	0	150,000
EDA Eng/Design/Admin	150,000	860	149,140	0	150,000	149,140	0	0	0	0	150,000
Expenditure Totals:	1,670,000	860	1,669,140	0	1,670,000	1,669,140	0	0	0	0	1,670,000

Fund Balance Required	Budget+Prop. Inc./Dec.	Available+Prop. Inc./Dec.
Water Fund - CIP Projects-4180	1,670,000	1,669,140



City of Modesto

Project #: 101458

UTL - Empire Yosemite Water Mains Crossings S&R Projects



City of Modesto: 2025-29 Capital Improvement Program

UTL - Empire Yosemite Water Main Crossings S&R Project

101458

Capital Un-sponsored

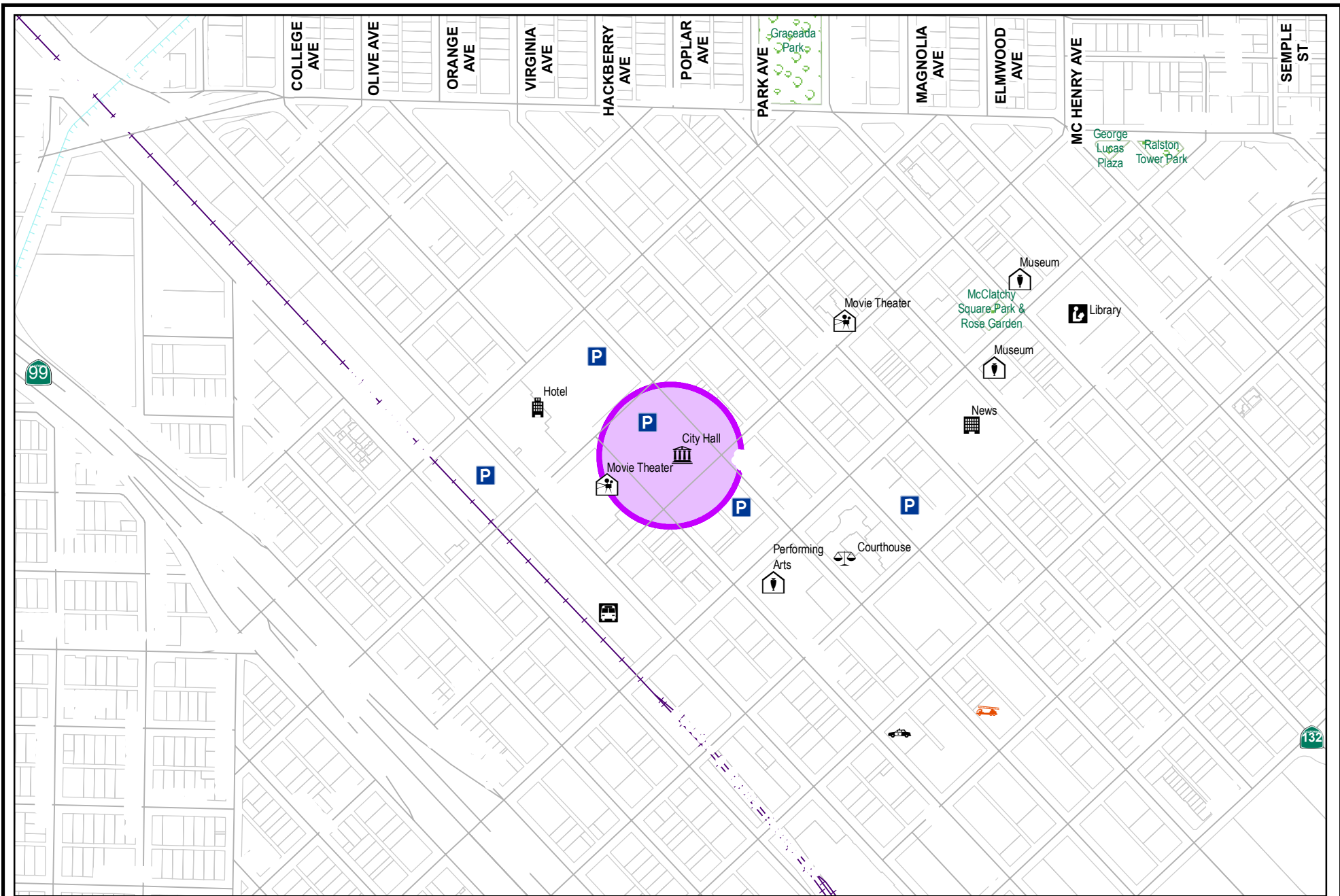
<i>Cost Center:</i> 49999	<i>Category:</i> Water	<i>Start Date:</i> 2023
<i>Hosting Fund:</i> Water Fund - CIP Projects-4180	<i>Type Class:</i> Water	<i>End Date:</i> 2024
<i>Element Listing:</i> Comm Svcs & Fac	<i>Area:</i> System Wide	<i>Status:</i> Active
<i>Classification:</i> Improvements	<i>Manager:</i> Vargas, Edgar	<i>Const. Code:</i> Under Construction

Proj Desc: This project will provide approximately 1,350 LF of water main improvements along Yosemite Blvd. (SR-132) in the Empire Community in Stanislaus County. The water main crossings improvements project is generally bounded by Church Street on the West, I Street on the East, 1st Street on the North, and Yosemite Blvd on the South. The City of Modesto, per the Water Master Plan, will be improving the existing 6-inch steel mains to new 12-inch & 8-inch PVC water mains to meet current City Standard Specifications. The improvements will also include replacing various valves & fire hydrants, and upsizing existing Yosemite Blvd water main crossings. The result of this work will improve system reliability by increasing water pressure for the residents, as well as increased fire flows.

Proj Stat: Project is currently in Construction and anticipated to be completed in Spring of 2024.

Expenditures	Budget	Actual+Commit	Available	Prop. Inc./Dec. for 24-25	Budget+Prop. Inc./Dec.	Avail.+Prop. Inc./Dec.	25-26	26-27	27-28	28-29	Total Budgeted up to 2029
CA Construction Admin	109,000	37,485	71,515	0	109,000	71,515	0	0	0	0	109,000
CCF City Construct Force	50,000	0	50,000	0	50,000	50,000	0	0	0	0	50,000
CON Construction	1,096,065	1,096,065	0	0	1,096,065	0	0	0	0	0	1,096,065
CTGY-CIP Contingency - CIP	164,410	0	164,410	0	164,410	164,410	0	0	0	0	164,410
EDA Eng/Design/Admin	52,638	14,463	38,175	0	52,638	38,175	0	0	0	0	52,638
Expenditure Totals:	1,472,113	1,148,013	324,100	0	1,472,113	324,100	0	0	0	0	1,472,113

Fund Balance Required	Budget+Prop. Inc./Dec.	Available+Prop. Inc./Dec.
Water Fund - CIP Projects-4180	1,472,113	324,100



City of Modesto

Project #: 101484

PW - Traffic Operations Center Upgrade



City of Modesto: 2025-29 Capital Improvement Program

UTL - Grayson Nitrate Treatment System Replacement

101484

Capital Un-sponsored

<i>Cost Center:</i> 49999	<i>Category:</i> Water	<i>Start Date:</i> 2023
<i>Hosting Fund:</i> Water Fund - CIP Projects-4180	<i>Type Class:</i> Water	<i>End Date:</i> 2024
<i>Element Listing:</i> Comm Svcs & Fac	<i>Area:</i> System Wide	<i>Status:</i> Active
<i>Classification:</i> Replacement	<i>Manager:</i> Daniels, Jeffery L	<i>Const. Code:</i> Under Construction

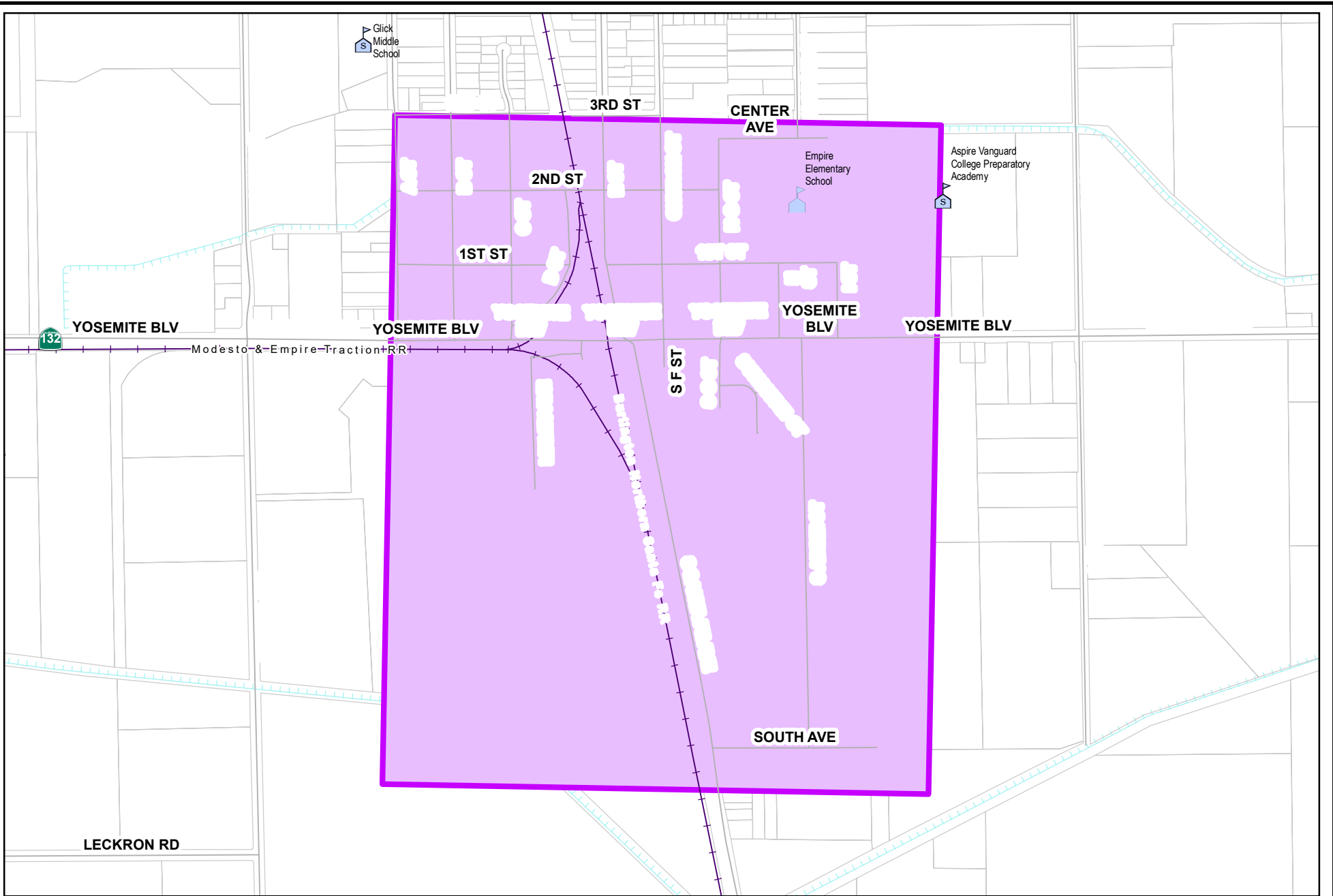
Proj Desc: In April 2022, the State's Division of Drinking Water informed City Staff that the existing nitrate removal system in place since 2003 is at the end of its useful life. The State's review of the City's past inspection reports, water quality monitoring data and system performance records; require the City to replace the existing system with a similar approved and tested treatment system. The Envirogen System has already been approved and vetted by the State as a treatment system that removes nitrates. Keeping the system in place will not only enable the City of Modesto to maintain its current permit with the State but will also ensure that compliance with the drinking water quality standards it has previously maintained. Due to the acute nature of nitrate contamination that is known to cause health issues, it is not recommended to utilize a new technology that may or may not be approved by the State. Utilities Staff requests approving this sole source purchase with Envirogen for a new Dual MinX Regenerable Ion Exchange Treatment System.

In April 2022, the State's Division of Drinking Water informed City Staff that the existing nitrate removal system in place since 2003 is at the end of its useful life. The State's review of the City's past inspection reports, water quality monitoring data and system performance records; require the City to replace the existing system with a similar approved and tested treatment system. The Envirogen System has already been approved and vetted by the State as a treatment system that removes nitrates. Keeping the system in place will not only enable the City of Modesto to maintain its current permit with the State but will also ensure that compliance with the drinking water quality standards it has previously maintained. Due to the acute nature of nitrate contamination that is known to cause health issues, it is not recommended to utilize a new technology that may or may not be approved by the State. Utilities Staff requests approving this sole source purchase with Envirogen for a new Dual MinX Regenerable Ion Exchange Treatment System.

Proj Stat: Treatment system is currently being manufactured. Installation of system is anticipated in Spring of 2024.

Expenditures	Budget	Actual+Commit	Available	Prop. Inc./Dec. for 24-25	Budget+Prop. Inc./Dec.	Avail.+Prop. Inc./Dec.	25-26	26-27	27-28	28-29	Total Budgeted up to 2029
CA Construction Admin	15,000	0	15,000	0	15,000	15,000	0	0	0	0	15,000
CCF City Construct Force	25,000	0	25,000	0	25,000	25,000	0	0	0	0	25,000
CTGY-CIP Contingency - CIP	150,941	19,147	131,794	0	150,941	131,794	0	0	0	0	150,941
EA Equip Acquisition	1,643,367	1,643,367	0	0	1,643,367	0	0	0	0	0	1,643,367
EDA Eng/Design/Admin	35,000	0	35,000	0	35,000	35,000	0	0	0	0	35,000
Expenditure Totals:	1,869,308	1,662,514	206,794	0	1,869,308	206,794	0	0	0	0	1,869,308

Fund Balance Required	Budget+Prop. Inc./Dec.	Available+Prop. Inc./Dec.
Water Fund - CIP Projects-4180	1,869,308	206,794



City of Modesto

Project #: 101504

UTL - Empire Strengthen & Replace Water Mains - Phase 2 & 3 Project



City of Modesto: 2025-29 Capital Improvement Program

UTL - Empire Strengthen & Replace Water Mains - Phase 2 & 3 Project

101504

Capital Un-sponsored

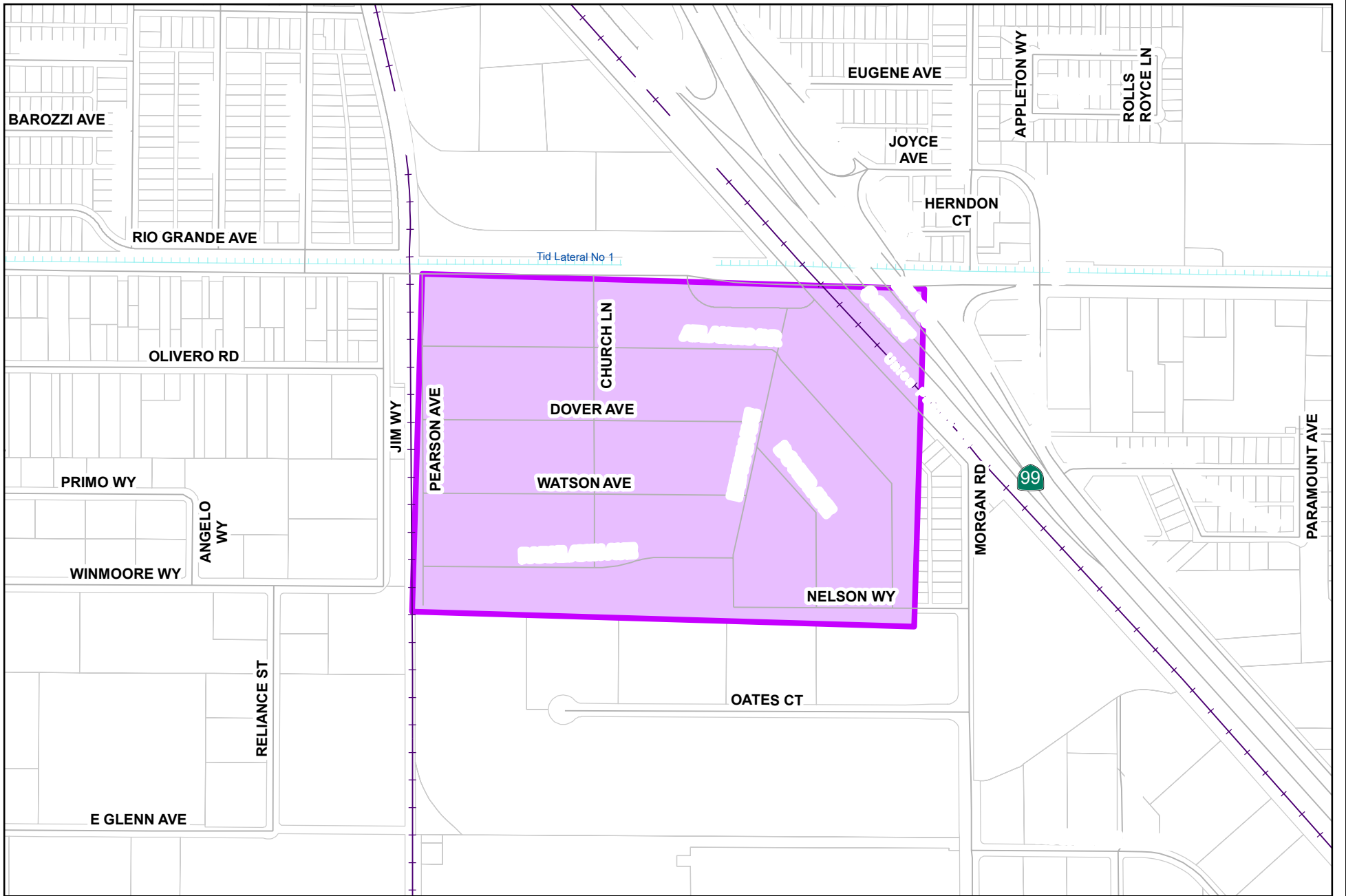
<i>Cost Center:</i> 49999	<i>Category:</i> Water	<i>Start Date:</i> 2023
<i>Hosting Fund:</i> Water Fund - CIP Projects-4180	<i>Type Class:</i> Water	<i>End Date:</i> 2026
<i>Element Listing:</i> Comm Svcs & Fac	<i>Area:</i> System Wide	<i>Status:</i> Active
<i>Classification:</i> Improvements	<i>Manager:</i> Vargas, Edgar	<i>Const. Code:</i> Not Awarded

Proj Desc: This project will strengthen & replace approximately 28,000 LF of water mains in the Empire Service Area within two phases (Phase 2 & 3). Phase 2 is generally bounded by 3rd Street and Center Avenue to the South, Root Road to the East, Summit Way & Northland Drive to the North, and Santa Fe Railroad to the West. Phase 3 is generally bounded by Yosemite Boulevard (SR 132) to the South, Santa Fe Railroad to the East, A Street & B Street to the North, and A Street to the West. Existing water mains in this area are old and undersized steel mains which are prone to leaking and having low pressures. This project is the second and third of three phases that will replace the existing systems with City Standard water mains, valves, and hydrants to improve system reliability, flows, and pressures.

Proj Stat: Project is currently in design. Construction is anticipated to begin in early 2025.

Expenditures	Budget	Actual+Commit	Available	Prop. Inc./Dec. for 24-25	Budget+Prop. Inc./Dec.	Avail.+Prop. Inc./Dec.	25-26	26-27	27-28	28-29	Total Budgeted up to 2029
CA Construction Admin	980,000	49,100	930,900	0	980,000	930,900	0	0	0	0	980,000
CCF City Construct Force	15,000	0	15,000	0	15,000	15,000	0	0	0	0	15,000
CON Construction	9,800,000	0	9,800,000	0	9,800,000	9,800,000	0	0	0	0	9,800,000
CTGY-CIP Contingency - CIP	980,000	0	980,000	0	980,000	980,000	0	0	0	0	980,000
EDA Eng/Design/Admin	1,275,000	41,906	1,233,094	0	1,275,000	1,233,094	0	0	0	0	1,275,000
Expenditure Totals:	13,050,000	91,006	12,958,994	0	13,050,000	12,958,994	0	0	0	0	13,050,000

Fund Balance Required	Budget+Prop. Inc./Dec.	Available+Prop. Inc./Dec.
Water Fund - CIP Projects-4180	13,050,000	12,958,994



City of Modesto

Project #: 101512

UTL - South Modesto Areas Strengthen & Replace Water Mains - Phase 1 Project (Parklawn & N. Bret Harte)



City of Modesto: 2025-29 Capital Improvement Program

**UTL - South Modesto Areas Strengthen & Replace Water Mains - Phase 1 Project
(Parklawn & N. Bret Harte)**

101512

Capital Un-sponsored

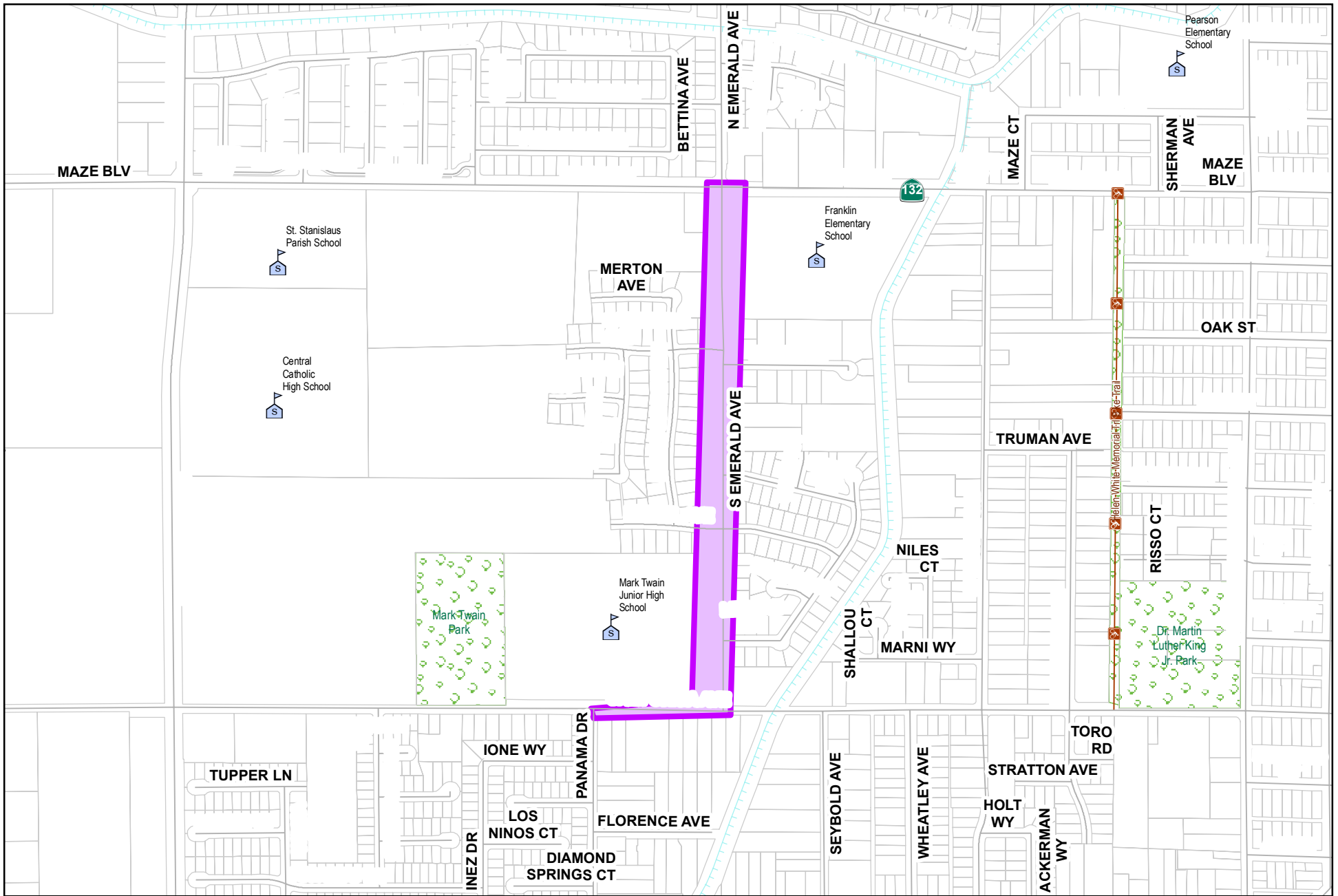
<i>Cost Center:</i> 49999	<i>Category:</i> Water	<i>Start Date:</i> 2023
<i>Hosting Fund:</i> Water Fund - CIP Projects-4180	<i>Type Class:</i> Water	<i>End Date:</i> 2026
<i>Element Listing:</i> Comm Svcs & Fac	<i>Area:</i> System Wide	<i>Status:</i> Active
<i>Classification:</i> Improvements	<i>Manager:</i> Vargas, Edgar	<i>Const. Code:</i> Not Awarded

Proj Desc: This project will strengthen & replace approximately 26,000 LF of water mains in the South Modesto Neighborhood Areas of Parklawn and North Bret Harte. The Parklawn Neighborhood project area is generally bounded by E. Hatch Road on the North, Pearson Avenue to the West, Parklawn Avenue and Nelson Way to the South, and Morgan Road to the East. The North Bret Harte Neighborhood project area is generally bounded by W. Hatch Road to the North, Las Vegas Street to the West, Glenn Avenue to the South, and Crows Landing Road to the East. Existing water mains in this area are old and undersized steel mains which are prone to leaking and having low pressures. This project will replace the existing systems with City Standard water mains, valves, and hydrants to improve system reliability, flows, and pressures.

Proj Stat: Project is currently in design. Construction is anticipated to begin in early 2025.

Expenditures	Budget	Actual+Commit	Available	Prop. Inc./Dec. for 24-25	Budget+Prop. Inc./Dec.	Avail.+Prop. Inc./Dec.	25-26	26-27	27-28	28-29	Total Budgeted up to 2029
CA Construction Admin	1,000,000	0	1,000,000	0	1,000,000	1,000,000	0	0	0	0	1,000,000
CCF City Construct Force	50,000	0	50,000	0	50,000	50,000	0	0	0	0	50,000
CON Construction	10,350,000	0	10,350,000	0	10,350,000	10,350,000	0	0	0	0	10,350,000
CTGY-CIP Contingency-CIP	1,035,000	0	1,035,000	0	1,035,000	1,035,000	0	0	0	0	1,035,000
EDA Eng/Design/Admin	1,504,454	6,263	1,498,191	0	1,504,454	1,498,191	0	0	0	0	1,504,454
Expenditure Totals:	13,939,454	6,263	13,933,191	0	13,939,454	13,933,191	0	0	0	0	13,939,454

Fund Balance Required	Budget+Prop. Inc./Dec.	Available+Prop. Inc./Dec.
Water Fund - CIP Projects-4180	13,939,454	13,933,191



City of Modesto

Project #: 101554

UTL - Mark Twain Jr. High Area Strengthen & Replace Water Mains - Phase 1 Project



City of Modesto: 2025-29 Capital Improvement Program

UTL - Mark Twain Jr. High Area Strengthen & Replace Water Mains - Phase 1 Project

101554

Capital Un-sponsored

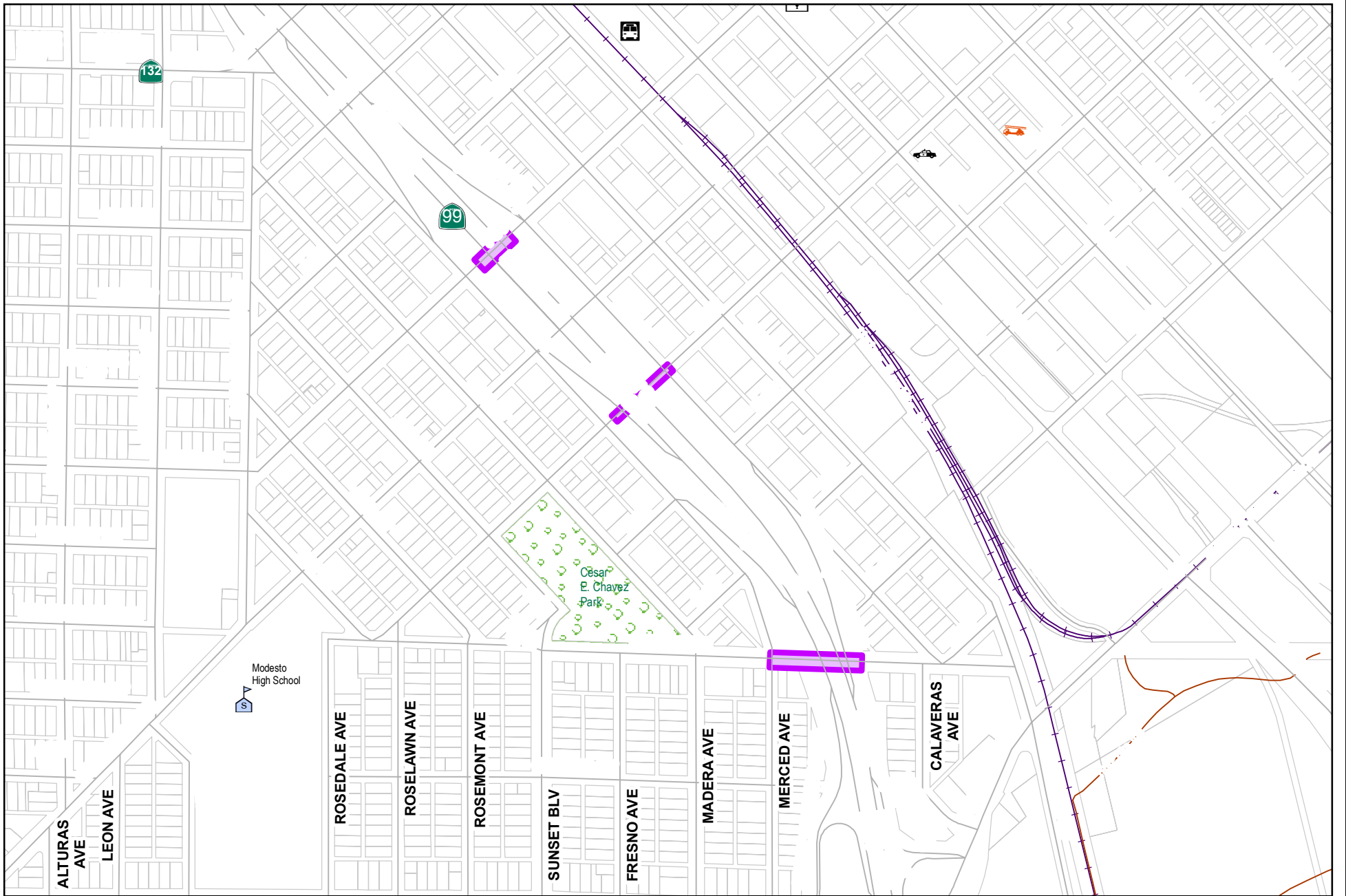
<i>Cost Center:</i> 49999	<i>Category:</i> Water	<i>Start Date:</i> 2023
<i>Hosting Fund:</i> Water Fund - CIP Projects-4180	<i>Type Class:</i> Water	<i>End Date:</i> 2025
<i>Element Listing:</i> Comm Svcs & Fac	<i>Area:</i> System Wide	<i>Status:</i> Active
<i>Classification:</i> Improvements	<i>Manager:</i> Vargas, Edgar	<i>Const. Code:</i> Not Awarded

Proj Desc: This project will provide approximately 3,500 LF of water main improvements on California Avenue and S. Emerald Avenue in the Mark Twain Jr. High Neighborhood Area in West Modesto. The project is generally bounded by Maze Boulevard on the North, Panama Drive to the West, California Avenue to the South, and Seybold Avenue to the East. Existing water mains in this area are old and undersized steel mains which are prone to leaking, low pressures, and having corrosion issues. This project will replace and upgrade the existing systems with City Standard water mains, valves, and hydrants to improve system reliability, flows, and pressures.

Proj Stat: Project is currently in design. Construction is anticipated to begin in FY 25/26.

Expenditures	Budget	Actual+Commit	Available	Prop. Inc./Dec. for 24-25	Budget+Prop. Inc./Dec.	Avail.+Prop. Inc./Dec.	25-26	26-27	27-28	28-29	Total Budgeted up to 2029
CA Construction Admin	90,000	0	90,000	0	90,000	90,000	0	0	0	0	90,000
CCF City Construct Force	300,000	0	300,000	0	300,000	300,000	0	0	0	0	300,000
CON Construction	900,000	0	900,000	0	900,000	900,000	0	0	0	0	900,000
CTGY-CIP Contingency - CIP	90,000	0	90,000	0	90,000	90,000	0	0	0	0	90,000
EDA Eng/Design/Admin	90,000	0	90,000	0	90,000	90,000	0	0	0	0	90,000
Expenditure Totals:	1,470,000	0	1,470,000	0	1,470,000	1,470,000	0	0	0	0	1,470,000

Fund Balance Required	Budget+Prop. Inc./Dec.	Available+Prop. Inc./Dec.
Water Fund - CIP Projects-4180	1,470,000	1,470,000



City of Modesto

Project #: 101557

UTL - Hwy 99 S&R Water Main Crossings (I Street, G Street, Sierra Drive)



City of Modesto: 2025-29 Capital Improvement Program

UTL - Hwy 99 S&R Water Main Crossings (I Street, G Street, Sierra Drive)

101557

Capital Un-sponsored

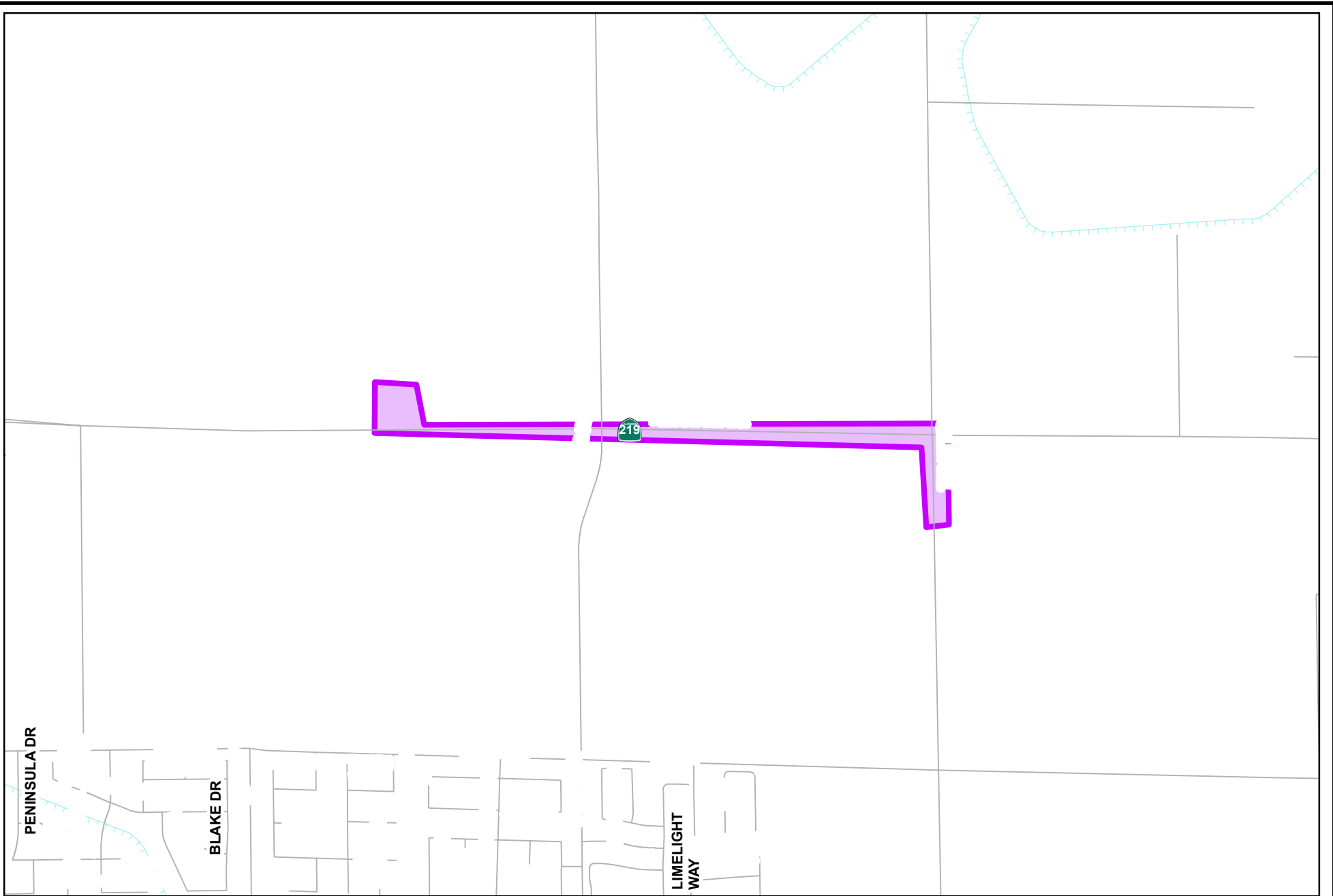
<i>Cost Center:</i> 49999	<i>Category:</i> Water	<i>Start Date:</i> 2023
<i>Hosting Fund:</i> Water Fund - CIP Projects-4180	<i>Type Class:</i> Water	<i>End Date:</i> 2025
<i>Element Listing:</i> Comm Svcs & Fac	<i>Area:</i> System Wide	<i>Status:</i> Active
<i>Classification:</i> Improvements	<i>Manager:</i> Vargas, Edgar	<i>Const. Code:</i> Not Awarded

Proj Desc: This project will strengthen & replace approximately 1,220 LF of water mains along three bridge overcrossings, across Highway 99 in Central Modesto. The water mains are located within existing steel casings installed in the bridge overcrossings along I Street, G Street, and Sierra Drive. These crossing mains are important to the City's water system due to being the distribution points between the Northeast side of Hwy 99 and the Southwest side. The existing water mains are old and undersized cast iron steel mains which are prone to leaking and having low pressures. This project will replace and upgrade the existing mains with City Standard water mains to improve system reliability, flows, and pressures.

Proj Stat: Project is currently in design. Construction is anticipated to begin in FY 24/25.

Expenditures	Budget	Actual+Commit	Available	Prop. Inc./Dec. for 24-25	Budget+Prop. Inc./Dec.	Avail.+Prop. Inc./Dec.	25-26	26-27	27-28	28-29	Total Budgeted up to 2029
CA Construction Admin	90,825	0	90,825	0	90,825	90,825	0	0	0	0	90,825
CCF City Construct Force	25,000	0	25,000	0	25,000	25,000	0	0	0	0	25,000
CON Construction	908,250	0	908,250	0	908,250	908,250	0	0	0	0	908,250
CTGY-CIP Contingency - CIP	90,825	0	90,825	0	90,825	90,825	0	0	0	0	90,825
EDA Eng/Design/Admin	181,650	415	181,235	0	181,650	181,235	0	0	0	0	181,650
Expenditure Totals:	1,296,550	415	1,296,135	0	1,296,550	1,296,135	0	0	0	0	1,296,550

Fund Balance Required	Budget+Prop. Inc./Dec.	Available+Prop. Inc./Dec.
Water Fund - CIP Projects-4180	1,296,550	1,296,135



City of Modesto

Project #: 101571

UTL - Stanislaus Elementary School - Kieman Ave Water Main



City of Modesto: 2025-29 Capital Improvement Program

UTL - Stanislaus Elementary School - Kiernan Ave Water Main

101571

Capital Un-sponsored

<i>Cost Center:</i> 49999	<i>Category:</i> Water	<i>Start Date:</i> 2024
<i>Hosting Fund:</i> Water Fund - CIP Projects-4180	<i>Type Class:</i> Water	<i>End Date:</i> 2026
<i>Element Listing:</i> Comm Svcs & Fac	<i>Area:</i> Carver Bangs	<i>Status:</i> Active
<i>Classification:</i> Improvements	<i>Manager:</i> Alves, Alfred James	<i>Const. Code:</i> New or Future

Proj Desc: This project will extend approx. 11,500-ft of new 12-in water main along the south side of Kiernan Ave from a tie-in at Dale Rd. 12-in main to a tie-in at Tully Rd. The Stanislaus Elementary School on Kiernan Ave has 1,2,3 TCP groundwater well contamination and must seek a new reliable source of potable water supply for the school and to meet all the schools water demands.

Proj Stat: Project, through assistance from Self-Help Enterprises' resources, is developing a CEQA document, has initialized design, and is developing the grant application for project funding.

Expenditures	Budget	Actual+Commit	Available	Prop. Inc./Dec. for 24-25	Budget+Prop. Inc./Dec.	Avail.+Prop. Inc./Dec.	25-26	26-27	27-28	28-29	Total Budgeted up to 2029
EDA Eng/Design/Admin	50,000	0	50,000	0	50,000	50,000	0	0	0	0	50,000
Expenditure Totals:	50,000	0	50,000	0	50,000	50,000	0	0	0	0	50,000

Fund Balance Required	Budget+Prop. Inc./Dec.	Available+Prop. Inc./Dec.
Water Fund - CIP Projects-4180	50,000	50,000