



CITY OF
MODESTO
CALIFORNIA



DECEMBER 2024

CITY MANAGER'S UPDATE

Monthly Report
to the City of Modesto
City Council & Community

City Managers Monthly Update



Council and Community:

In 2024, Modesto continued to thrive and evolve, thanks to the resilience and spirit of our community and the City of Modesto staff. From exciting developments to memorable events, the year was filled with progress. I'd like to celebrate our achievements by way of documenting key projects and their progression in the month of December.

I'd also like to take a moment to pause and reflect on the dedication and efforts of our fire and police departments in keeping our city safe. 2024 brought both challenges and triumphs, with key insights highlighting the resilience and adaptability of our first responders.

The **Fire Department** has seen increased demand, with total calls for service rising by 5% in December as compared to November. Despite this, the team has worked tirelessly to improve outcomes, as reflected in a decrease in total fire incidents; a testament to improved fire prevention efforts and public education campaigns. Emergency medical services (EMS) saw a notable increase in calls, underlining the critical role our firefighters play in health-related emergencies.

Our **Police Department** has continued its mission to ensure community safety, delivering encouraging results in key areas. Major crime dropped by 3%, demonstrating progress in reducing overall criminal activity. Other areas seeing a downward trend were auto theft, commercial burglary, and vehicle larceny. These declines reflect the impact of enhanced patrol strategies, community engagement programs, and collaborative crime prevention efforts.

We celebrate these achievements and remain committed to addressing areas for growth while sustaining the momentum of our successes. The combined efforts of our fire and police departments exemplify the spirit of teamwork and service that makes our city exceptional. See pages 10-12 for more information.

As we bid farewell to 2024, we will carry forward the lessons learned as we can continue to build a city, we are proud to call home. Here's to creating more memories and achieving greater milestones in 2025!

Sincerely,

A handwritten signature in blue ink that reads "Joseph P. Lopez". The signature is written in a cursive, flowing style.

Joseph P. Lopez

CONTENTS

4

MONTHLY FINANCIALS

10

GRANT APPLICATIONS &
AWARDS

11

MODESTO FIRE

13

MODESTO POLICE

14

MEASURE H

17

PARKS RECREATION &
NEIGHBORHOODS

21

PUBLIC WORKS / SB 1

22

UTILITIES

29

UPCOMING PROJECTS

Fiscal Year 2024-25 Financial Report

City of Modesto, CA
Through December 31, 2024*

General Fund Overview

	Monthly Actuals Received/ Expended	Monthly % of Total Budget	Year To Date Actuals	2024-25 Operating Budget	% of Total Budget Received/ Expended
Revenues	\$11,700,562	6.4%	\$50,599,873	\$183,297,178	27.6%
Expenditures	\$19,614,559	9.2%	\$105,760,208	\$213,116,111	49.6%
Revenue Over Expenditure Variance	-\$7,913,997		-\$55,160,335	-\$29,818,933	

Revenue Overview

In the month of December, the City received \$11.7M (6.4% of budget) which is \$3.73M more than the amount received in the same period last fiscal year. The increase was driven by the payment of Sales Tax receipts in the amount of \$3.71M and the receipt of Utility Users Tax in the amount of \$1.47M.

Fiscal-year-to-date 2024-25 includes revenues for fire service contracts as follows: Oakdale Fire Service \$3.2M, City of Ceres \$4M, City of Turlock \$270K, Stanislaus Consolidated \$282K, and City of Salida \$858K.

Expenditure Overview

In the month of December, the City expended \$19.6M (9.2% of budget) which is \$5.8M more than the amount spent in the same period last year. Fiscal-year-to-date, the City has expended \$105.7M (49.6% of budget). These expenditures are \$9.8M higher than the amount spent in the same period last year.

Fiscal-year-to-date 2024-25 includes expenses for fire service contracts as follows: Oakdale Fire Service \$3.5M, City of Ceres \$4.2M, City of Turlock \$168K, Stanislaus Consolidated \$301K, and City of Salida \$1.1M.

Most departmental expenditures this period came from Public Safety Departments (\$16M of the total \$19.6M) and were mainly related to salary/benefit charges. Salary/benefit expenses for the Police and Fire Departments totaled \$12.9M. Remaining salary/benefit expenditures for General Fund departments totaled \$2.4M, for a total expenditure of \$15.3M.

*Reflects amounts for December 31, 2024, as of January 14, 2025. These figures are preliminary and will change.

Fiscal Year 2024-25 Financial Report

City of Modesto, CA
Through December 31, 2024*

General Fund Revenue Overview

	Revenue Category	Monthly Actuals Received	Monthly % of Total Budget	Year To Date Actuals	2024-25 Operating Budget	% of Total Budget Received/ Expended
1	Property Tax – Property	\$38,837	.2%	\$273,253	\$22,870,264	1.2%
2	Property Tax – VLF Swap	\$0	0%	\$0	\$23,059,188	0%
3	Sales Tax	\$3,709,384	9%	\$11,948,952	\$41,004,883	29.1%
4	Utility Users Tax	\$1,469,296	6.6%	\$9,419,818	\$22,105,000	42.6%
5	Business License/Mill Tax	\$183,784	1.1%	\$4,359,784	\$17,055,056	25.6%
6	Franchise Fees	\$605,372	9.8%	\$1,227,804	\$6,161,300	19.9%
7	Transient Occupancy Tax	\$304,213	8.7%	\$1,474,225	\$3,514,400	41.9%
8	Construction Revenues	\$212,342	8.2%	\$1,284,450	\$2,584,959	49.7%
9	Departmental Revenues	\$4,897,313	12.5%	\$19,249,505	\$39,227,383	49.1%
10	Motor Vehicle Fees	\$0	0%	\$0	\$190,000	0%
11	Cannabis Tax	\$280,022	7.3%	\$1,362,081	\$3,859,148	35.3%
12	Transfers In	\$0	0%	\$0	\$1,665,597	0%
	Total	\$11,700,562	6.4%	\$50,599,873	\$183,297,178	27.6%

Notes	
1	Payments will be received in fiscal year December/January and May/June.
2	Payments will be received in fiscal year December/January and May/June.
3	Payment of \$3.71M received is \$483K more than the amount received in the same period last year.
4	Payment of \$1.47M received is \$226K more than the amount received in the same month last year.
5	Payment of \$184K received is \$74K more than the amount received in the same month last fiscal year.
9	Revenues of \$4.9M received are \$2.32M more than the amount received in the same month last fiscal year.
11	Payment of \$280K received is \$3K less than the amount received in the same month last fiscal year.
12	Majority typically processed at the end of June through fiscal-year-end.

*Reflects amounts for December 31, 2024, as of January 14, 2025. These figures are preliminary and will change.

Fiscal Year 2024-25 Financial Report

City of Modesto, CA
Through December 31, 2024*

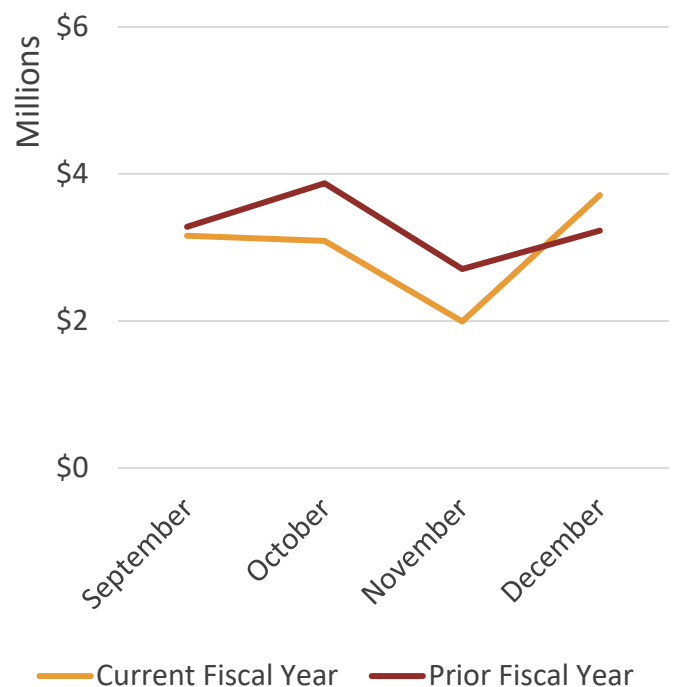
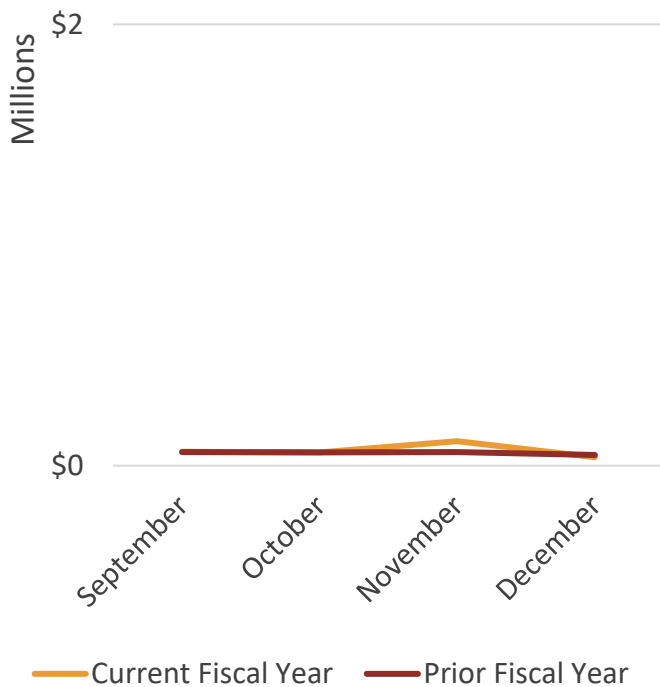
General Fund Revenue Property & Sales Tax

Property Tax

Month	Current Fiscal Year Revenues	Prior Fiscal Year Revenues	Year-over-Year Variance
July†			
August†			
September†	\$62,971	\$61,498	\$1,473
October	\$60,781	\$61,038	-\$257
November	\$110,665	\$62,204	\$48,461
December	\$38,837	\$49,125	-\$10,288
January	\$0	\$12,138,498	
February	\$0	\$678,083	
March	\$0	\$52,695	
April	\$0	\$107,970	
May	\$0	\$8,150,171	
June	\$0	\$288,266	
Total	\$273,254	\$21,649,548	\$39,389

Sales Tax

Month	Current Fiscal Year Revenues	Prior Fiscal Year Revenues	Year-over-Year Variance
July†			
August†			
September†	\$3,159,174	\$3,280,604	-\$121,430
October	\$3,090,352	\$3,873,652	-\$783,300
November	\$1,990,042	\$2,705,287	-\$715,245
December	\$3,709,384	\$3,226,378	\$483,006
January	\$0	\$3,172,093	
February	\$0	\$2,926,902	
March	\$0	\$3,400,977	
April	\$0	\$3,028,715	
May	\$0	\$2,650,334	
June	\$0	\$3,010,306	
Total	\$11,948,952	\$31,275,248	-\$1,136,969



*Reflects amounts for December 31, 2024, as of January 14, 2025. These figures are preliminary and will change.

†Accrual reversals occur in July, August, and September. To address this, July and August revenues are reported in September.

Fiscal Year 2024-25 Financial Report

City of Modesto, CA
Through December 31, 2024*

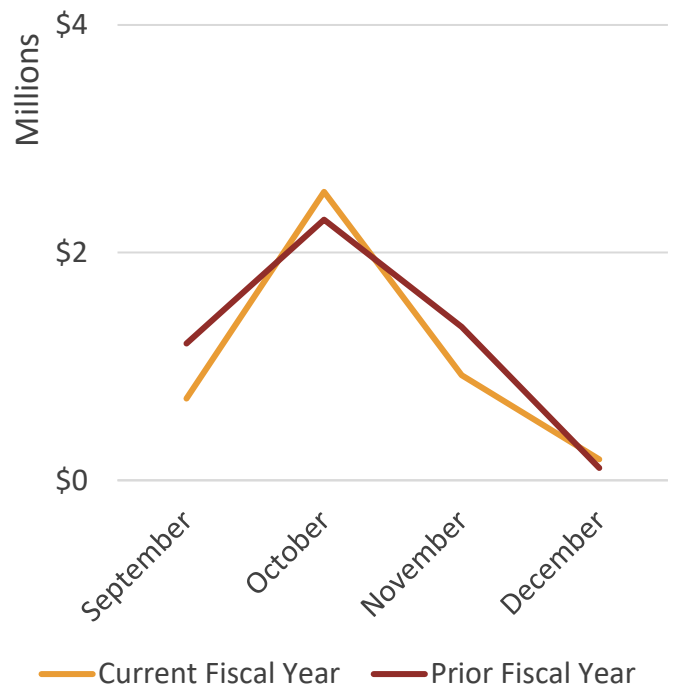
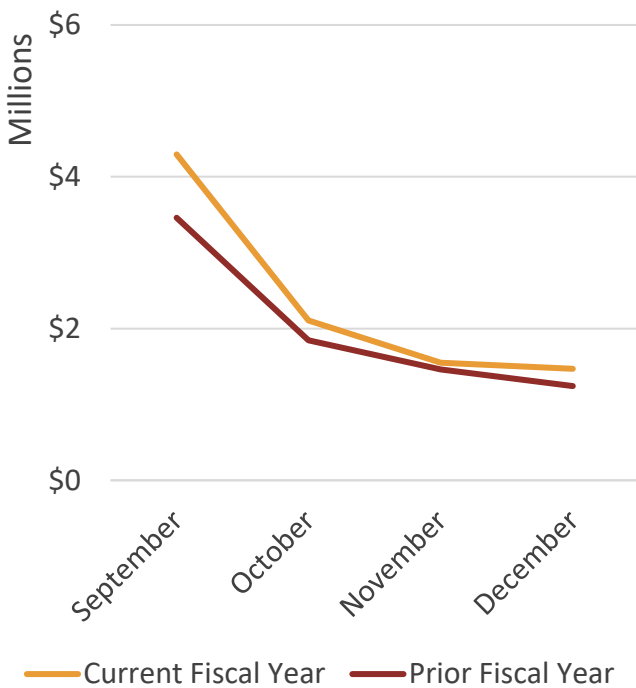
General Fund Utilities, Business License & Mill Tax

Utility Users Tax

Month	Current Fiscal Year Revenues	Prior Fiscal Year Revenues	Year-over-Year Variance
July†			
August†			
September†	\$4,291,963	\$3,458,877	\$833,086
October	\$2,106,846	\$1,846,363	\$260,483
November	\$1,551,713	\$1,460,972	\$90,741
December	\$1,469,296	\$1,243,576	\$225,720
January	\$0	\$1,457,017	
February	\$0	\$2,128,295	
March	\$0	\$1,840,413	
April	\$0	\$2,019,612	
May	\$0	\$1,813,833	
June	\$0	\$1,931,630	
Total	\$9,419,818	\$19,200,588	\$1,410,030

Business License / Mill Tax

Month	Current Fiscal Year Revenues	Prior Fiscal Year Revenues	Year-over-Year Variance
July†			
August†			
September†	\$717,295	\$1,201,623	-\$484,328
October	\$2,533,920	\$2,289,484	\$244,436
November	\$924,785	\$1,346,482	-\$421,697
December	\$183,784	\$109,609	\$74,175
January	\$0	\$2,676,558	
February	\$0	\$1,533,682	
March	\$0	\$235,512	
April	\$0	\$2,552,809	
May	\$0	\$942,845	
June	\$0	\$111,681	
Total	\$4,359,784	\$13,000,285	-\$587,414



*Reflects amounts for December 31, 2024, as of January 14, 2025. These figures are preliminary and will change.

†Accrual reversals occur in July, August, and September. To address this, July and August revenues are reported in September.

Fiscal Year 2024-25 Financial Report

City of Modesto, CA
Through December 31, 2024*

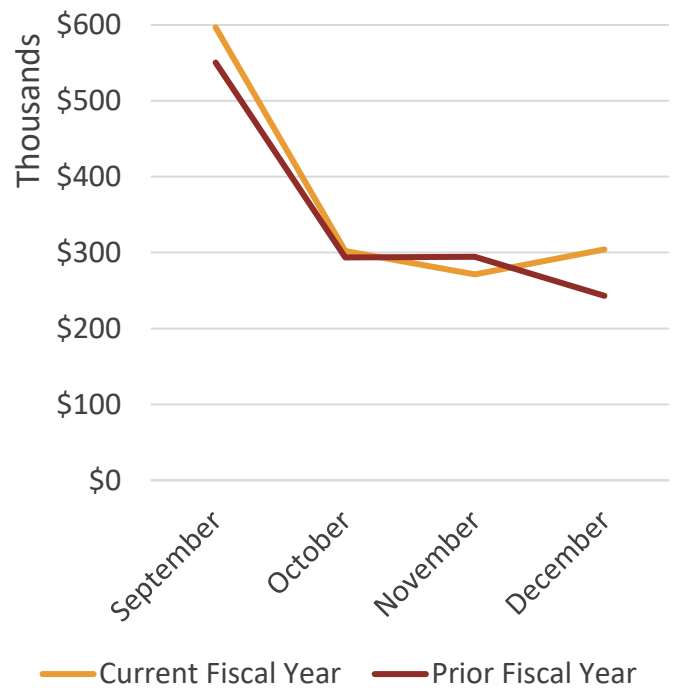
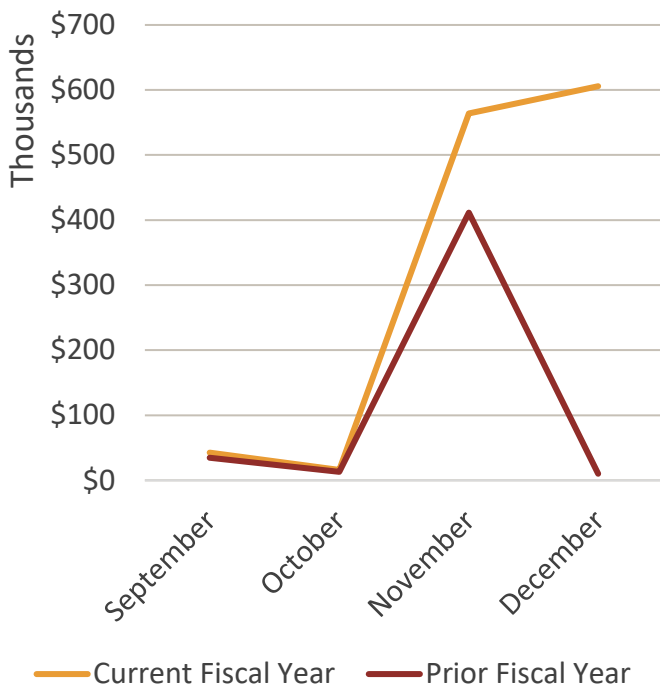
General Fund Revenue Major Revenue Sources

Franchise Fees

Month	Current Fiscal Year Revenues	Prior Fiscal Year Revenues	Year-over-Year Variance
July†			
August†			
September†	\$42,503	\$34,534	\$7,969
October	\$16,045	\$13,067	\$2,978
November	\$563,885	\$411,419	\$152,466
December	\$605,372	\$10,019	\$595,353
January	\$0	\$791,572	
February	\$0	\$408,098	
March	\$0	\$782,111	
April	\$0	\$944,457	
May	\$0	\$369,746	
June	\$0	\$788,941	
Total	\$1,227,805	\$4,553,964	\$758,766

Transient Occupancy Tax

Month	Current Fiscal Year Revenues	Prior Fiscal Year Revenues	Year-over-Year Variance
July†			
August†			
September†	\$596,910	\$550,309	\$46,501
October	\$302,088	\$293,460	\$8,628
November	\$271,114	\$294,566	-\$23,452
December	\$304,213	\$243,113	\$61,100
January	\$0	\$214,043	
February	\$0	\$273,640	
March	\$0	\$232,378	
April	\$0	\$283,933	
May	\$0	\$330,031	
June	\$0	\$294,719	
Total	\$1,474,225	\$3,010,192	\$92,777



*Reflects amounts for December 31, 2024, as of January 14, 2025. These figures are preliminary and will change.

†Accrual reversals occur in July, August, and September. To address this, July and August revenues are reported in September.

Fiscal Year 2024-25 Financial Report

City of Modesto, CA
Through December 31, 2024*

General Fund Expenditures Overview

	Department	Monthly Actuals Expended	Monthly % of Total Budget	Year To Date Actuals	2024-25 Operating Budget	% of Total Budget Expended
1	City Council	\$61,428	8%	\$297,385	\$764,810	38.9%
2	City Manager	\$266,551	8.4%	\$1,546,025	\$3,163,350	48.9%
3	City Attorney	\$158,000	7.9%	\$873,870	\$1,997,018	43.8%
4	City Clerk	\$80,436	6.1%	\$391,414	\$1,319,208	29.7%
5	City Auditor	\$74,757	13.6%	\$201,251	\$548,825	36.7%
6	Office of Performance Management & Budget (OPMB)	\$92,786	7.3%	\$478,515	\$1,276,658	37.5%
7	Finance	\$656,149	9.3%	\$3,541,794	\$7,018,830	50.5%
8	Community & Economic Development (CED)	\$582,786	8.8%	\$3,148,447	\$6,590,608	47.8%
9	Engineering Services	\$150,171	6.3%	\$786,361	\$2,386,600	32.9%
10	Human Resources	\$238,544	11.1%	\$1,176,834	\$2,145,466	54.9%
11	Fire	\$7,262,580	10.3%	\$37,630,266	\$70,268,029	53.6%
12	Police	\$8,739,363	9.6%	\$46,898,282	\$90,688,392	51.7%
13	Parks Recreation & Neighborhoods (PRN)	\$1,244,333	7.1%	\$8,727,094	\$17,478,703	49.9%
14	Public Works	\$0	N/A	\$0	\$0	N/A
15	Non-Departmental	\$3,730	.9%	\$38,278	\$436,873	8.8%
16	Transfers Out	\$2,946	0%	\$24,392	\$7,032,743	0.3%
	Total	\$19,614,559	9.2%	\$105,760,208	\$213,116,111	49.6%

1 - \$43K from salary/benefit expense, \$10K for internal service fund changes, and \$8K for discretionary expenses. **2** - \$224K from salary/benefit expense, \$18K for internal service fund changes, and \$25K for discretionary expenses. **3** - \$68K from salary/benefit expense, \$13K for internal service fund changes, and \$77K for discretionary expenses. **7** - \$483K from salary/benefit expense, \$64K for internal service fund changes, \$114K for discretionary expenses and \$5K received as an offsetting expense for direct charge revenue. **8** - \$454K from salary/benefit expense, \$92K for internal service fund changes, \$42K for discretionary expenses and \$5K received as an offsetting expense for direct charge revenue. **11** - \$6.96M from salary/benefit expense, \$153K for internal service fund changes, and \$147K for discretionary expenses. **12** - \$5.99M from salary/benefit expense, \$544K for internal service fund changes, and \$2.29M for discretionary expenses. There was also \$88K received as an offsetting expense for direct charge revenue. **13** - \$732K from salary/benefit expense, \$149K for internal service fund changes, and \$413K for discretionary expenses and \$42K received as an offsetting expense for direct charge revenue.

*Reflects amounts for December 31, 2024, as of January 14, 2025. These figures are preliminary and will change.

Grant Applications & Awards

November / December 2024

Grant Title	Awarding Agency	Grant Application Amount	Match	In-Kind
Fire				
US1280A Assistance to Firefighters Grant Program (Part A): General Program FY 2024FY 2024	US Department of Homeland Security	\$1,064,438	\$106,438	N/A
Total		\$1,064,438	N/A	N/A

Grant Title	Awarding Agency	Grant Award Amount	Match	In-Kind
Engineering				
US16752 Building Resilient Infrastructure and Communities FY 2023	US Department of Homeland Security	\$446,530	\$148,843	\$29,769
Total		\$446,530	\$148,843	\$29,769

Modesto Fire Department

December 2024 Recap



Total Calls for Service  5%

Total Fire Incidents  -13%

Average Response Time  3%

Average Turnout Time  2%

Total EMS Calls  7%

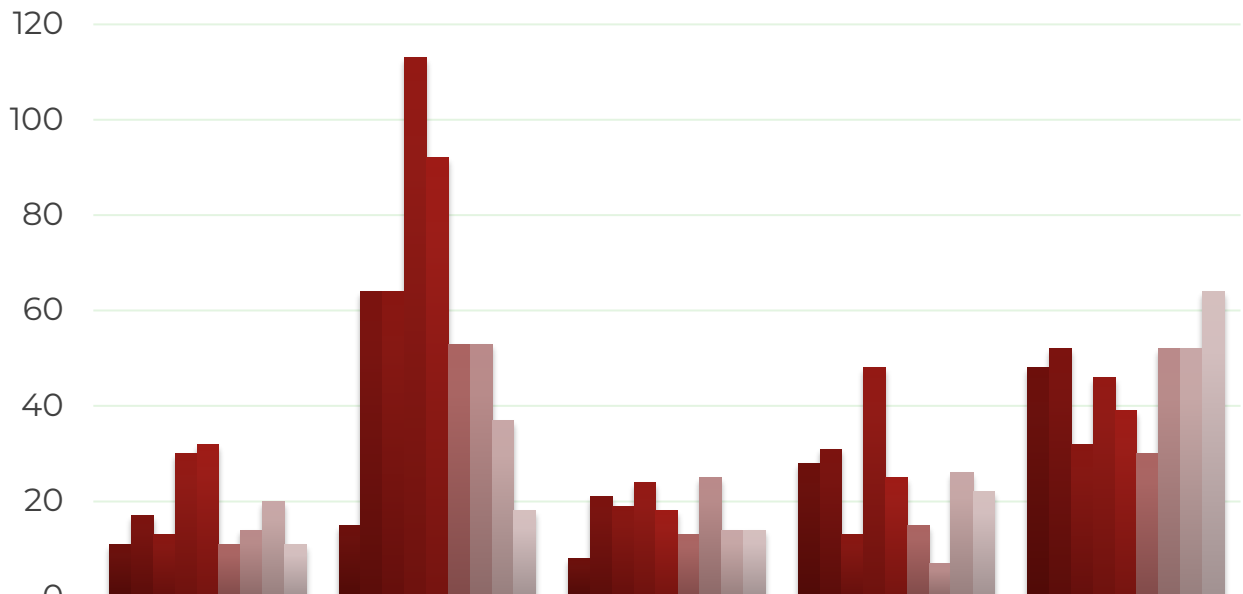
Total Vehicle Accidents  13%

December 2024 Recap

Top Five Busiest Stations Calls for Service

Station 1	Station 5	Station 3	Station 4	Station 2
609	547	345	304	298

Fires by Type



	Structure	Vegetation	Vehicle	Trash/Dumpster	Other
■ April	11	15	8	28	48
■ May	17	64	21	31	52
■ June	13	64	19	13	32
■ July	30	113	24	48	46
■ August	32	92	18	25	39
■ September	11	53	13	15	30
■ October	14	53	25	7	52
■ November	20	37	14	26	52
■ December	11	18	14	22	64

Modesto Police Department

December 2024 Recap



Major Crime ↓ -3%

Auto Theft ↓ -6%

Commercial Burglary ↓ -3%

Vehicle Larceny ↓ -2%

Robbery ↓ -7%

Residential Burglary – no change

Measure H

2024 Deferred Maintenance

Project Code 101517

Expenses	
Project Budget	\$4,600,000
Encumbered	\$1,876,942
Expended	\$1,139,714
Available	\$1,583,344
Revenues	
City Funds	\$4,600,000
Federal Funds	\$0
State Funds	\$0
Other Funds	\$0
Total	\$4,600,000
Received	\$4,600,000

Estimated Completion Date: December 2025

Phase: Construction in various phases

Parks, Recreation and Neighborhoods established a multi-year plan to systematically address the deferred and preventative maintenance in our park system. In June 2023, Council approved the FY 2023-2024 budget, which included \$4,600,000 of Measure H funding for deferred park maintenance projects which include: playground renovations at 8 parks, tennis court lighting upgrades at six parks, sand volleyball court improvements at East La Loma Park, removal of restroom shade canopies at four parks, restroom replacement at three parks and facility renovations for Maddux Youth Center.

Latest Project Status: In December, the playgrounds at City Gate Children’s Park and Aqueduct Park were completed and opened to the public. The playgrounds at Lakewood Park and Mildred Perkins Park are expected to be completed by the end of January.



2024 Preventative Maintenance Project Code 101518

Expenses	
Project Budget	\$2,170,000
Encumbered	\$6,215
Expended	\$1,156,175
Available	\$1,007,613
Revenues	
City Funds	\$2,170,000
Federal Funds	\$0
State Funds	\$0
Other Funds	\$0
Total	\$2,170,000
Received	\$2,170,000

Estimated Completion Date: June 2025

Phase: Construction in various phases

Parks, Recreation and Neighborhoods established a multi-year plan to systematically address the deferred and preventative maintenance in our park system. In June 2023, Council approved the FY 2023-2024 budget, which included \$2,170,000 of Measure H funding for preventative park maintenance projects which include: basketball/volleyball court seal and striping at 12 parks, tennis court resurfacing at 5 parks, concrete repairs/tripping hazards and Americans with Disabilities Act (“ADA”) of 1990 issues at 12 parks, park security lighting upgrades at 4 parks, and parking lot slurry seal and striping at 6 parks.

Latest Project Status: Most parts of this project are partially constructed, with many nearing completion in the coming months.

2025 Preventative Maintenance Project Code 101602

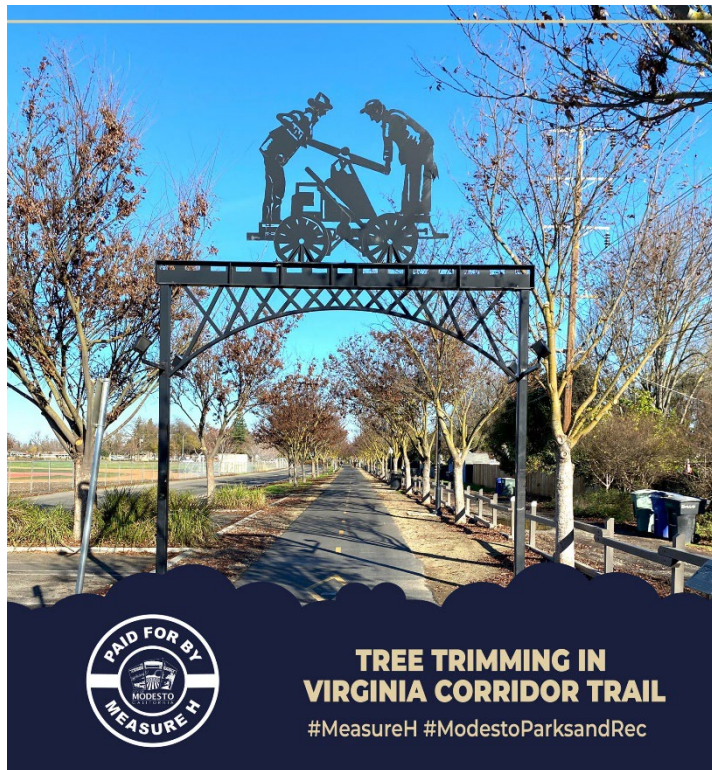
Expenses	
Project Budget	\$2,852,000
Encumbered	\$26,517
Expended	\$941,765
Available	\$1,883,719
Revenues	
City Funds	\$2,852,000
Federal Funds	\$0
State Funds	\$0
Other Funds	\$0
Total	\$2,852,000
Received	\$2,852,000

Estimated Completion Date: June 2026

Phase: Construction in various phases

Parks, Recreation and Neighborhoods established a multi-year plan to systematically address the deferred and preventative maintenance in our park system. In June 2024, Council approved the FY 2024-2025 budget, which included \$2,852,000 of Measure H funding for preventative park maintenance projects which include: basketball/volleyball court seal and striping at 9 parks, concrete repairs/tripping hazards and ADA issues at 11 parks, park security lighting upgrades at 3 parks, new park signs at 6 parks, and tree trimming for an estimated 20 parks.

Latest Project Status: Tree trimming began along a portion of the Virginia Corridor. Concrete repairs were completed at Moran Estates Park.



Parks, Recreation & Neighborhoods

The Awesome Spot Playground

Project Code 100984

Expenses	
Project Budget	\$1,693,013
Encumbered	\$913,936
Expended	\$501,695
Available	\$277,382
Revenues	
City Funds	\$184,763
Federal Funds	\$1,100,000
State Funds	\$400,000
Other Funds	\$8,250
Total	\$1,693,013
Received	\$387,723

Estimated Completion Date: Winter 2025
Phase: Construction

The Awesome Spot Playground Team (TASP) has partnered with the City of Modesto, to design an all-inclusive playground at Beyer Community Park. The playground will feature sensory-integrated playground equipment designed to eliminate social, physical, and cognitive barriers from play.

Latest Project Status: Construction on the parking lot progressed, and planters were filled, allowing the construction fence to be relocated for reopening the sidewalk. Phase 1A of the project anticipated to resume in spring 2025, starting with the installation of concrete pathways.



Carpenter Road (Bellenita) Soccer Complex Project Code 101061

Expenses	
Project Budget	\$1,805,000
Encumbered	\$483,561
Expended	\$1,093,744
Available	\$227,695
Revenues	
City Funds	\$175,000
Federal Funds	\$0
State Funds	\$1,000,000
Other Funds (TRRP)*	\$630,000
Total	\$1,850,000
Received	\$97,314

Estimated Completion Date: Spring 2025
Phase: Construction

This project includes the construction of two soccer fields, a parking lot with lighting, and other site amenities.

Latest Project Status: In December asphalt was laid in the parking lot and sidewalk cement work was completed. The field's irrigation was completed and the bioswales were hydroseeded.



*Tuolumne River Regional Park

César E. Chávez Park Renovation Project Code 101276

Expenses	
Project Budget	\$16,048,833
Encumbered	\$15,005,367
Expended	\$1,009,170
Available	\$34,346
Revenues	
City Funds	\$2,100,000
Federal Funds	\$5,448,883
State Funds	\$8,500,000
Other Funds	\$0
Total	\$16,048,833
Received	\$555,768

Estimated Completion Date: Spring 2026
Phase: Construction

This project will provide a complete renovation of the park, including the construction of an aquatic facility, skate plaza, building expansion, basketball court, soccer field, restrooms, picnic area, landscaping, lighting, security cameras, walking paths and other general park amenities.

Latest Project Status: The restroom was demolished, and some areas were prepped and graded.



Mary E. Grogan Park Phase 2

Project Code 101017

Expenses	
Project Budget	\$5,629,822
Encumbered	\$2,816,970
Expended	\$2,154,195
Available	\$658,657
Revenues	
City Funds	\$5,629,822
Federal Funds	\$0
State Funds	\$0
Other Funds	\$0
Total	\$5,629,822
Received	\$0

Estimated Completion Date: Spring 2025
Phase: Construction

This is a 9-acre project that will include the installation of a new irrigation system, landscape, drainage, hardscapes, lighting, security cameras, a three-stall bathroom building, shade structure, metal arbor structure, site furnishings, playground, and a cricket pitch.

Latest Project Status: The entry trellis was installed, and the installation began for the 2-5-year-old age playground equipment.



Public Works - SB 1 Project

2024/2025 Slurry Seal Season

Expenses	
Project Budget	\$2,337,405
Encumbered	\$0
Expended	\$1,121,119
Available	\$1,216,285
Revenues	
City Funds	\$0
Federal Funds	\$2,337,405
State Funds	\$0
Other Funds	\$0
Total	\$0
Received*	\$5,605,366

Estimated Completion Date: October 2024
Phase: 9th Season of Annual Program

The purpose of this program is to maintain and preserve the streets for the City of Modesto by applying Type II slurry made of emulsion oil and aggregate. SB1 funding provides an average of 122 lane miles of residential street preservation each season.

Latest Project Status: The 2024/2025 season began in November 2024 and will continue through April 2025. 6.1 lane miles were completed in December.

*Total Road Maintenance and Rehabilitation Account for all projects

Utilities

Grayson Well 69 (Replacing Well 274) Project Code 101080

Expenses	
Project Budget	\$4,240,929
Encumbered	\$168,648
Expended	\$4,056,819
Available	\$15,462
Revenues	
City Funds	\$4,240,929
Federal Funds	\$0
State Funds	\$0
Other Funds	\$0
Total	\$0
Received	\$0

Estimated Completion Date: August 2024
Phase: Construction

This project will provide funding for the construction of the surface improvements for the former Well 274 and is intended to limit the amount of treatment and restore the well to its optimum capacity in the town of Grayson. The project will deliver engineering services during construction. Work will include construction of above ground improvements for the well, construction of above well appurtenances, well house, piping, electrical work and infrastructure for a future tank and booster pump.

Latest Project Status: Construction is 99% complete. The Contractor is working on completing punch list items.

J.M. Pike Park Cross Connection Removal Project Code 101313

Expenses	
Project Budget	\$29,411,744
Encumbered	\$4,719,799
Expended	\$22,244,038
Available	\$2,447,907
Revenues	
City Funds	\$29,411,744
Federal Funds	\$0
State Funds	\$10,000,000
Other Funds	\$0
Total	\$0
Received	\$0

Estimated Completion Date: Spring 2025
Phase: Construction

This project will remove non-functioning rock wells and stormwater to sanitary sewer cross-connections, install new storm drain piping and inlets, a new underground stormwater storage system at J.M. Pike Park, and replace water mains, meters, services, and fire hydrants in select locations throughout the J.M. Pike Park neighborhood.

Latest Project Status: The contractor laid mulch and planted vegetation, and the movable bollards were moved. Storm trunks were installed on Pearl Street between Tully Road and Stetson Road, and on Tully Road between Orangeburg Avenue and Pearl Street. Concrete work for the catch basins was completed at various locations east of Roseburg Avenue, Fordham Avenue, Cecil Way, Del Rey Avenue, Princeton Avenue, and Haney Avenue.



J.M. Pike Park Neighborhood Strengthen & Replace Water Mains

Project Code 100851

Expenses	
Project Budget	\$11,299,582
Encumbered	\$731,914
Expended	\$10,045,312
Available	\$522,356
Revenues	
City Funds	\$11,299,582
Federal Funds	\$0
State Funds	\$0
Other Funds	\$0
Total	\$0
Received	\$0

Estimated Completion Date: February 2025
Phase: Construction

This project will rehabilitate approximately 25,000 linear feet of water mains within the J.M. Pike Park neighborhood area bounded by Tully Road on the east, Roseburg Avenue on the north, Carver Road on the west and Coldwell Avenue on the south. Existing water mains are old undersized steel mains which are prone to leaks and low pressure. The project will replace the existing system with City of Modesto standard water mains, valves, and hydrants to improve system reliability, flows and pressures.

Latest Project Status: Work on switching water meters and curb stops from alleys to the front of properties continued. Several water main tie-ins (hot taps) to existing mains were installed at Tully Road, Roseburg Avenue, Del Vale Avenue, Del Rey Avenue, and Del Vista Avenue.




Regional Water Recycling Facility Sutter Campus Parking Lot and Security Upgrade Project Code 100372

Expenses	
Project Budget	\$9,172,966
Encumbered	\$1,846,855
Expended	\$5,813,188
Available	\$1,512,923
Revenues	
City Funds	\$9,172,966
Federal Funds	\$0
State Funds	\$0
Other Funds	\$0
Total	\$0
Received	\$0

Estimated Completion Date: Summer 2025
Phase: Construction

This project will implement improvements to address security, traffic and parking deficiencies in the roadway in front of the plant, plant entrance, parking lot, septage station and Vac-Con facility.

Latest Project Status: Fencing, stainless-steel piping at the septic island, landscape backflow and landscape bubblers were installed in December.



Regional Water Recycling Facility (RWRF) Jennings Campus Corrosion Control Measures Project Code 101092

Expenses	
Project Budget	\$5,848,760
Encumbered	\$3,057,996
Expended	\$1,630,633
Available	\$1,160,132
Revenues	
City Funds	\$5,848,760
Federal Funds	\$0
State Funds	\$0
Other Funds	\$0
Total	\$0
Received	\$0

Estimated Completion Date: Summer 2025
Phase: Construction

This project focuses on replacing outdated lined ductile iron and coated steel pipes, which are highly susceptible to corrosion caused by elevated hydrogen sulfide (H₂S) levels. Additionally, the Phase 2 UV channels are being reinforced with stainless steel liners and protective coatings to mitigate corrosion and prevent algae growth. At the Sutter Campus, a critical issue has been identified with Influent Flume #2, which has compromised the accuracy of flow measurements. To address this, the malfunctioning flume is being replaced to restore data integrity and enhance operational efficiency.

Latest Project Status: The contractor completed installing the stainless-steel panels inside the UV Building. Additionally, the exterior coatings for Channels #1, #2, #4, and the Influent Channel have been finalized.



Well 312 Treatment & Flush Line Improvements Project Code 101403

Expenses	
Project Budget	\$5,356,218
Encumbered	\$3,769,696
Expended	\$653,814
Available	\$932,708
Revenues	
City Funds	\$5,356,218
Federal Funds	\$0
State Funds	\$0
Other Funds	\$0
Total	\$0
Received	\$0

Estimated Completion Date: July 2025
Phase: Construction

The City received a \$1M Urban Drought Relief Grant from the Department of Water Resources to help fund a portion of this project which will address water quality issues in South Empire. Improvements will include a new four-unit granular activated carbon treatment system, associated instrumentation, chlorination equipment, supervisory control and data acquisition improvements, back-up generator, flush line, and civil site improvements.

Latest Project Status: The contractor paved the trench for the flush line and began to set forms for curbs, gutters and sidewalks, and the concrete masonry unit wall footing.




West Trunk Rehabilitation Project Code 101094

Expenses	
Project Budget	\$22,584,837
Encumbered	\$8,147,104
Expended	\$11,289,541
Available	\$3,148,192
Revenues	
City Funds	\$22,584,837
Federal Funds	\$0
State Funds	\$0
Other Funds	\$0
Total	\$0
Received	\$0

Estimated Completion Date: Summer 2025
Phase: Construction

This project will rehabilitate about 8,400 linear feet of sewer pipe, including the 18-inch section of the Emerald Trunk that starts near the intersection of Coldwell Avenue and North 9th Street and ends at West Roseburg Avenue and Carver Road. A 100-foot section of 60-inch unlined reinforced concrete pipe at the Regional Water Recycling Facility - Sutter Campus, 1,700 linear feet of the Santa Rosa Sewer Trunk, and 700 linear feet of the Lakewood Sewer Trunk will also be rehabilitated. Additionally, the project includes the rehabilitation of numerous manholes.

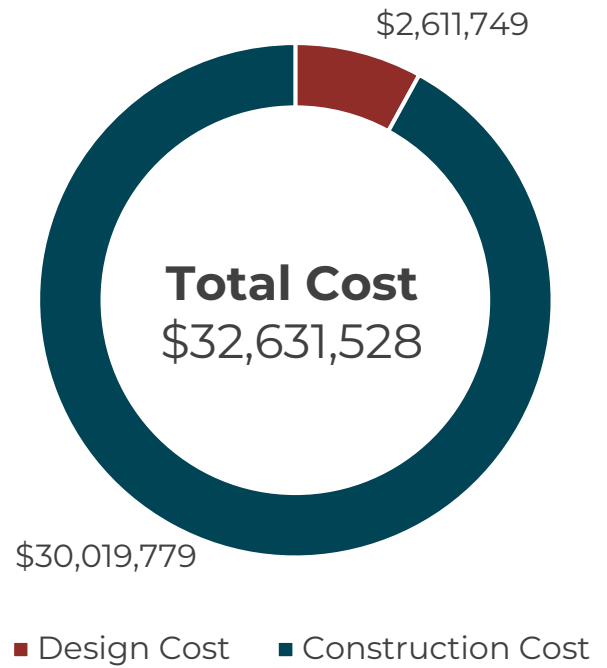
Latest Project Status: The West Trunk was lined, and the remaining work for the outfall conveyance system will take place inside the Sutter Plant.



Upcoming Projects

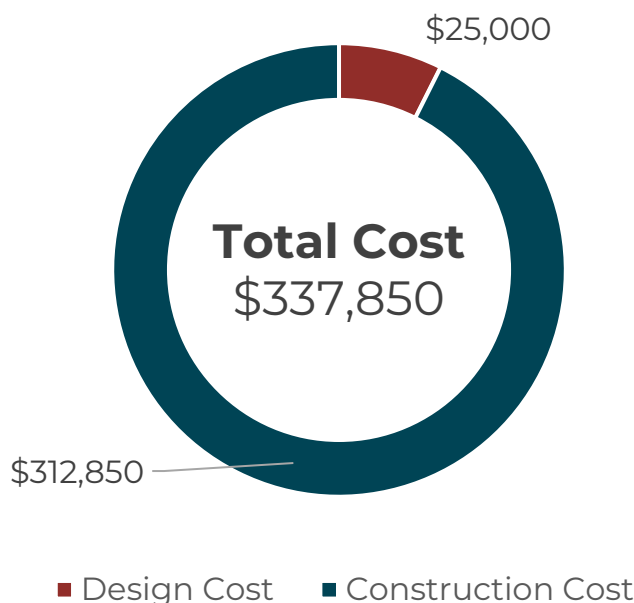
Engineering Services

- 9th Street Corridor Improvements
- Bike Trail along MID Canal*
- Claratina - McHenry/Coffee 4 Lane
- Claratina Phase 1 – Hetch Hetchy Crossing
- Dry Creek Trail Phase 2
- Scenic Drive Pavement Rehab Phase 2
- Systemic Safety Analysis Report Program*
- Tully Road Safety Improvements*



Fire Department

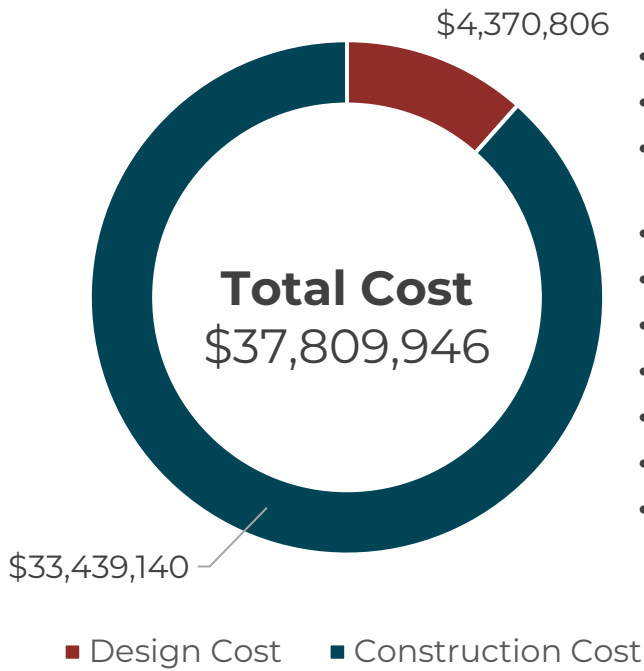
Station 1 Roof Replacement



*Funded by Measure L

Upcoming Projects

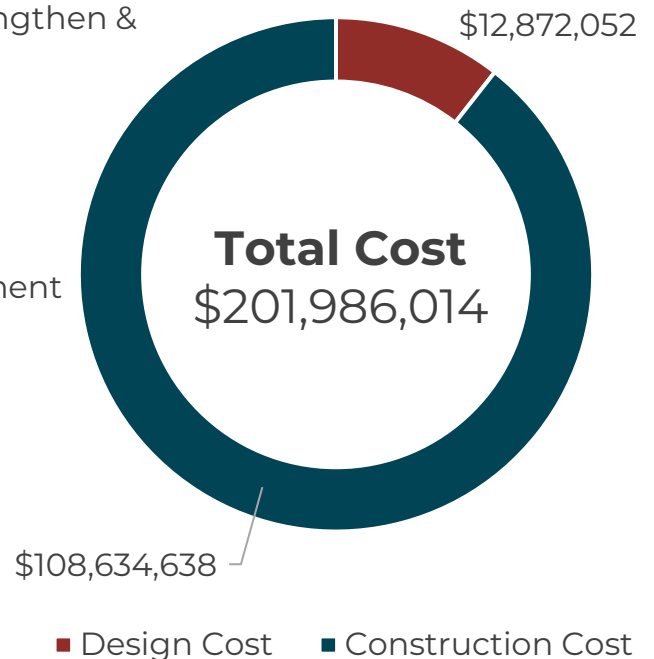
Parks, Recreation & Neighborhoods



- Downey Shade Structure & Parking Lot Replacement
- Dr. Martin Luther King Jr. Park Renovation
- Dry Creek Connection to Tuolumne River Regional Park (TRRP) Trail
- Dryden Golf Course Clubhouse Reconstruction
- TRRP Master Plan Update
- TRRP River Overlook
- TRRP Riverwalk Trail - Gateway to Legion Park
- TRRP Riverwalk Trail - Gateway to Neece Drive
- Turf Reduction Phase 2
- Virginia Corridor Phase 7

Utilities

- 2020-2021 Sewer Line Replacement
- Bret Harte Elementary Neighborhood Strengthen & Replace (S&R) – Phase 1B
- Bystrum Area Phase 1 S&R
- Chicago Paradise Area S&R
- Codoni Life Station Improvements
- Coffee Water Mains S&R
- East Morris Neighborhood Sewer Replacement
- Empire S&R Water Mains Phases 2 & 3
- Highway 99 S&R Water Main Crossings
- Paradise Grimes Ohio Area S&R
- Sonoma Trunk Phase 3 & 4
- South Modesto Areas S&R
- Sutter Neighborhood S&R Water Mains
- Various Flush Lines
- Wells 40, 41 & 265 Flush Lines
- Well 312 Treatment System & Flush Lines
- Woodland Lift Station Rehabilitation
- Yosemite Transmission Main





CITY OF
MODESTO
CALIFORNIA

For more information and updates on City business, consider giving us a follow on our social media channels

