



UPCOMING PARKS CONSTRUCTION PROJECTS

Toby Wells

Director of Engineering Services/City Engineer

January 13, 2025

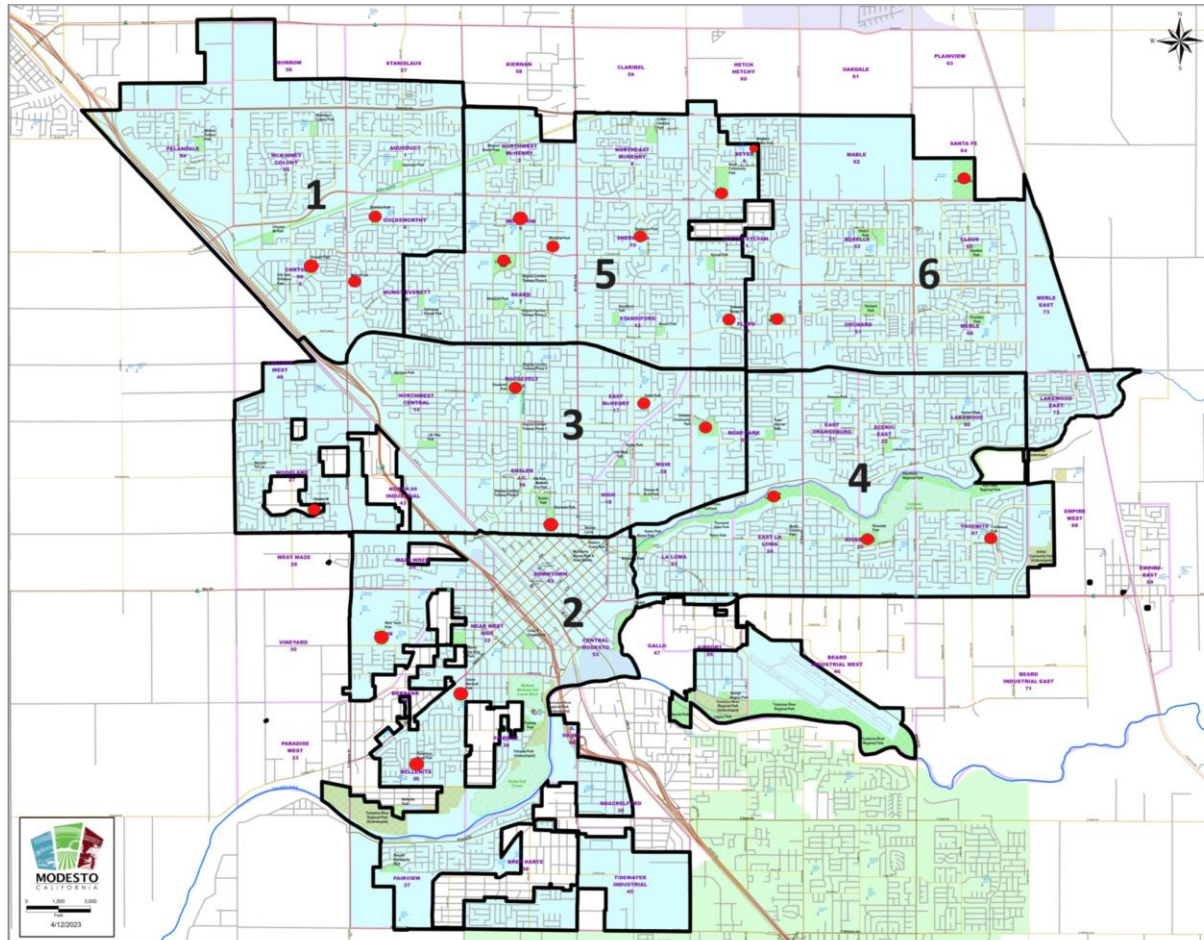


Background

- In 2017, Council requested that individual Capital Improvement Program (CIP) Projects from the various departments be presented to a standing committee prior to being presented to Council for consideration of award.
 - In an effort to reduce the number of committee reports and improve efficiency, staff prepared a report to provide an update on upcoming Parks Planning and Development CIP Projects that are anticipated to be bid and presented to Council for award within the next six to twelve months.
 - Dr. Martin Luther King Jr. Park Renovation and Dryden Clubhouse Renovation are not included in this report and will be brought to committee as individual items.
-



CITY OF
MODESTO
CALIFORNIA






CITY OF
MODESTO
CALIFORNIA

**GRANT/LOCALLY FUNDED –
PROJECTS ANTICIPATED TO BID IN
THE NEXT SIX TO TWELVE MONTHS**



Virginia Corridor, Phase 7

- The project consists of construction of (0.75) mile of Class 1 bike trail between Woodrow Ave and Semallon Drive and grade separated (bridge structure) crossing over Standiford Ave. The project will have two subphases (Phase 7.1 and Phase 7.2). Construction start for Phase 7.1 is expected summer 2025 and will take about 12-18 months to complete.
- Project Cost: \$12,122,315
- Funding Source(s): Urban Greening Grant, Congestion Mitigation and Air Quality (CMAQ), Non-Motorized Local Transportation Funds (LTF), Parks & Air Quality CFF, Water Fund





Turf Reduction at Various Parks Phase 2

- This project will remove less critical turf at nine (9) parks (Creekwood, Mark Twain, Charles Sharp, Brewer's Rose, Muncy, Stockard Coffee, Marshall, Robertson Road and Woodrow Parks) in an effort to save water and lower annual water costs in the park system.
- Project Cost: \$1,052,600
- Funding Source(s): Department of Water Resources, Urban Drought Relief Grant Program





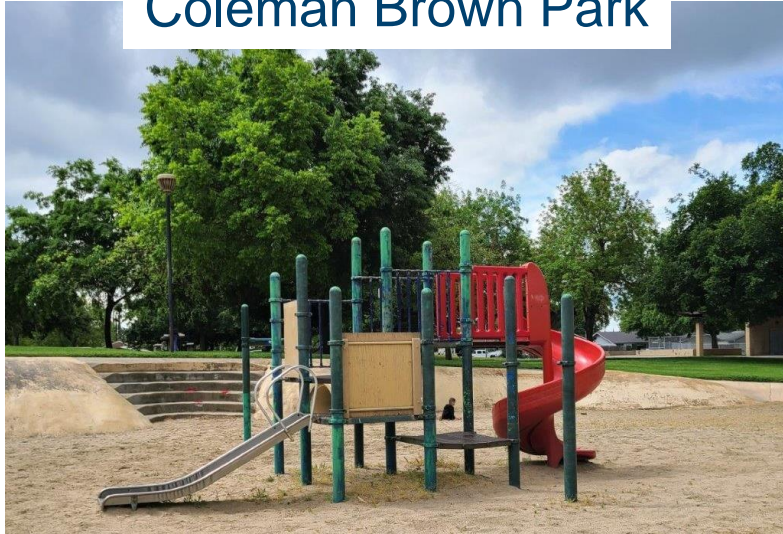
CITY OF
MODESTO
CALIFORNIA

MEASURE H – PROJECTS ANTICIPATED TO BID IN THE NEXT SIX TO TWELVE MONTHS



Playground Replacements

Coleman Brown Park




- Final playground replacement for Measure H for 2024
- Project Cost: \$655,000
- Funding Source(s): Measure H 2024

Eisenhut Park, Sutter Park & Brewer's Rose Park



- Playground replacement at 3 parks
- Project Cost: \$1,350,000
- Funding Source(s): Measure H 2025



Restroom Replacements

Graceada Park, Mark Twain Park,
& Robertson Road Park



- Installation of the purchased restroom buildings
- Project Cost: \$1,695,000
- Funding Source(s): Measure H 2024

Sherwood Park



- Replacement of the restroom building at Sherwood Park
- Project Cost: \$607,420
- Funding Source(s): Measure H 2025



Park Security Lighting Upgrades

Chrysler Park, Marshall Park, & Robertson Road Park



- Upgrading the security lighting at three parks
- Project Cost: \$850,000
- Funding Source(s): Measure H 2024

Muncy Park, Sutter Park, & Riverside Park



- Upgrading security lighting at three parks
- Project Cost: \$600,000
- Funding Source(s): Measure H 2025



Parking Lot Seal & Striping at Mary E. Grogan Park

- This project involves seal coating and striping the Mary E. Grogan Community Park parking lot.
- Project Budget: \$257,000
- Funding Source(s): Measure H 2025





Tennis Court Lighting Upgrades

- This project consists of the upgrade of tennis court lighting at three additional City parks: Downey Park, Roosevelt Park and East La Loma Park. Phase 1 of this project funded tennis court lighting at Davis and Beyer Parks.
- Project Budget: \$230,000
- Funding Source(s): Measure H 2024





Staff Recommendation

Motion accepting a report on upcoming Parks Planning and Development Division Capital Improvement Program Projects planned for bidding and construction.



Questions?



CITY OF
MODESTO
CALIFORNIA





RED LIGHT CAMERAS

A STRATEGY TO REDUCE TRAFFIC COLLISIONS



The Challenge

- California Office of Traffic Safety provides annual crash ranking results for municipalities
- Modesto is compared against like-sized cities (Group B)
 - (Population 100,001 – 250,000)
- 2021 is the most recent year for OTS data



The Challenge

Agency	Year	County	Group	Population (Avg)	DVMT
Modesto	2021	STANISLAUS COUNTY	B	217699	2004604

Crash Category	VICTIMS KILLED & INJURED	OTS RANKING
Total Fatal and Injury	1999	3/60
Alcohol Involved	235	4/60
Had Been Drinking Driver < 21	32	1/60
Had Been Drinking Driver 21 - 34	115	5/60
Motorcycles	92	2/60
Pedestrians	110	3/60
Pedestrians < 15	9	11/60
Pedestrians 65+	9	18/60
Bicycle	80	7/60
Bicyclist < 15	11	5/60
Composite	951	2/60

Crash Category	FATAL & INJURY CRASHES	OTS RANKING
Speed Related	183	17/60
Nighttime (9:00pm - 2:59am)	223	1/60
Hit and Run	163	4/60

TYPE OF ARRESTS	ARRESTS	OTS RANKING*
DUI Arrests	423	42/60



The Opportunity

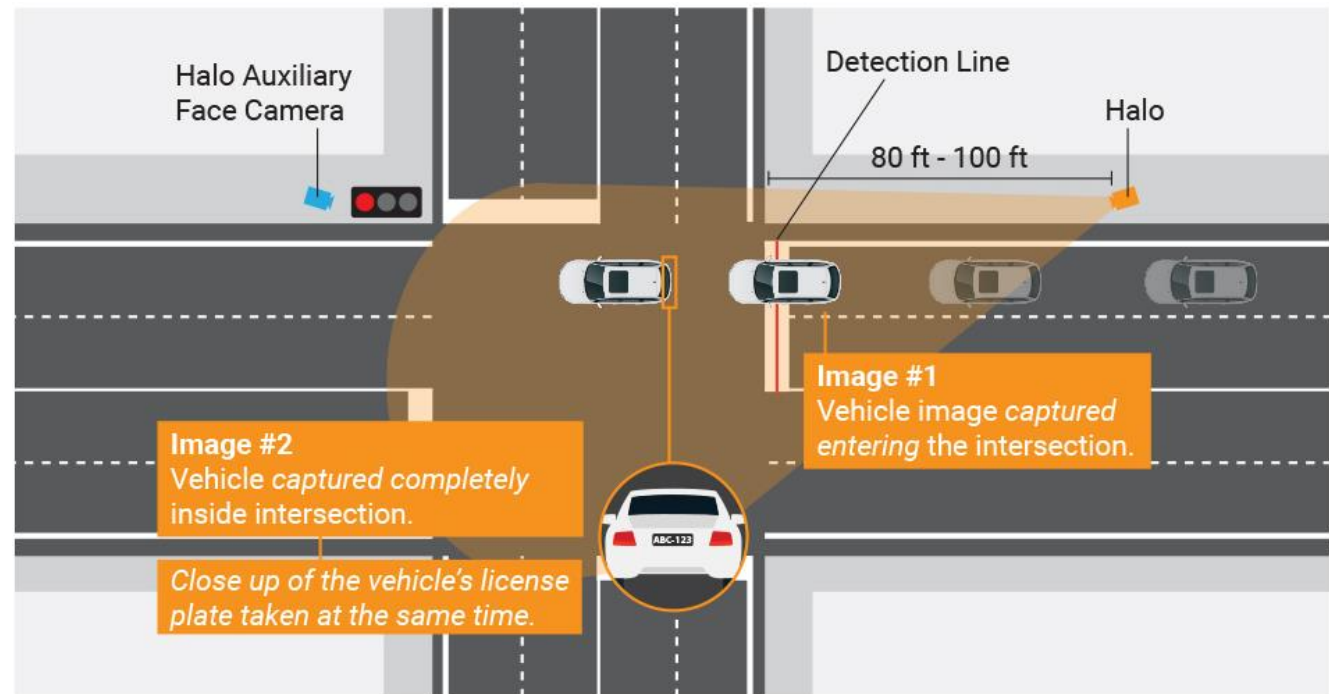


- The City of Modesto has the opportunity to engage with Verra Mobility to provide red light camera services to ideally reduce speeds and collisions with serious outcomes.
- **Any financial commitments made in contract with the vendor are covered by a cost-neutrality clause.** If the fines obtained by the system do not offset contractual costs, any remaining monies owed are waived by the vendor at the conclusion of the contract.
- 5-year contact
- 10 locations have been identified



System / Process Details

- Cloud-based
- Individual lanes are monitored
- Can tailor offenses (right turns)
- Captures video and license plate reads
- Offender receives fine via mail with link to video and photo of their offense
- Are directed to payment site or can challenge in court





System / Process Details

Photo Notice

Home Contact Us FAQ English Sign Out

Reprint Citation Pay Now

INCIDENT DETAILS		
CITATION #	LICENSE PLATE #	CITY CODE
[REDACTED]	[REDACTED]	PHNXAZ
NAME	DATE	
[REDACTED]	8/30/2019 8:00:58 AM	
CITY, STATE	LOCATION	
Phoenix, AZ	[REDACTED]	
ORDINANCE CODE	ORDINANCE	
28-645A3A	Failure to Stop/Remain Stopped for Red Light - Civil	

Note

Some setting of the viewer's computers and/or networks will restrict playback of streaming videos and there may be viewing limitations on some other types of networks, e.g. libraries, schools and or other networks with restricted functionality.

It is important to note that the video available for playback via Photonotice.com is compressed and formatted for security of the video as well as viewing by a variety of operating systems. The video is a representation of the original evidence, however, the compressed and formatted video is not purported to be and should not be considered for evidentiary purposes. If you would like to obtain a copy of the original evidence used by the police and supplied to the court a request should be made through the appropriate court and/or through the open records process for the issuing public agency (the court and/or jurisdiction will be the proper entity to provide the appropriate process), please follow-up with that court or jurisdiction to obtain the evidence if necessary.

Image/Video

0:00 / 0:12

Media

Video	Scene A Image	Scene B Image	Plate Image	Face Image



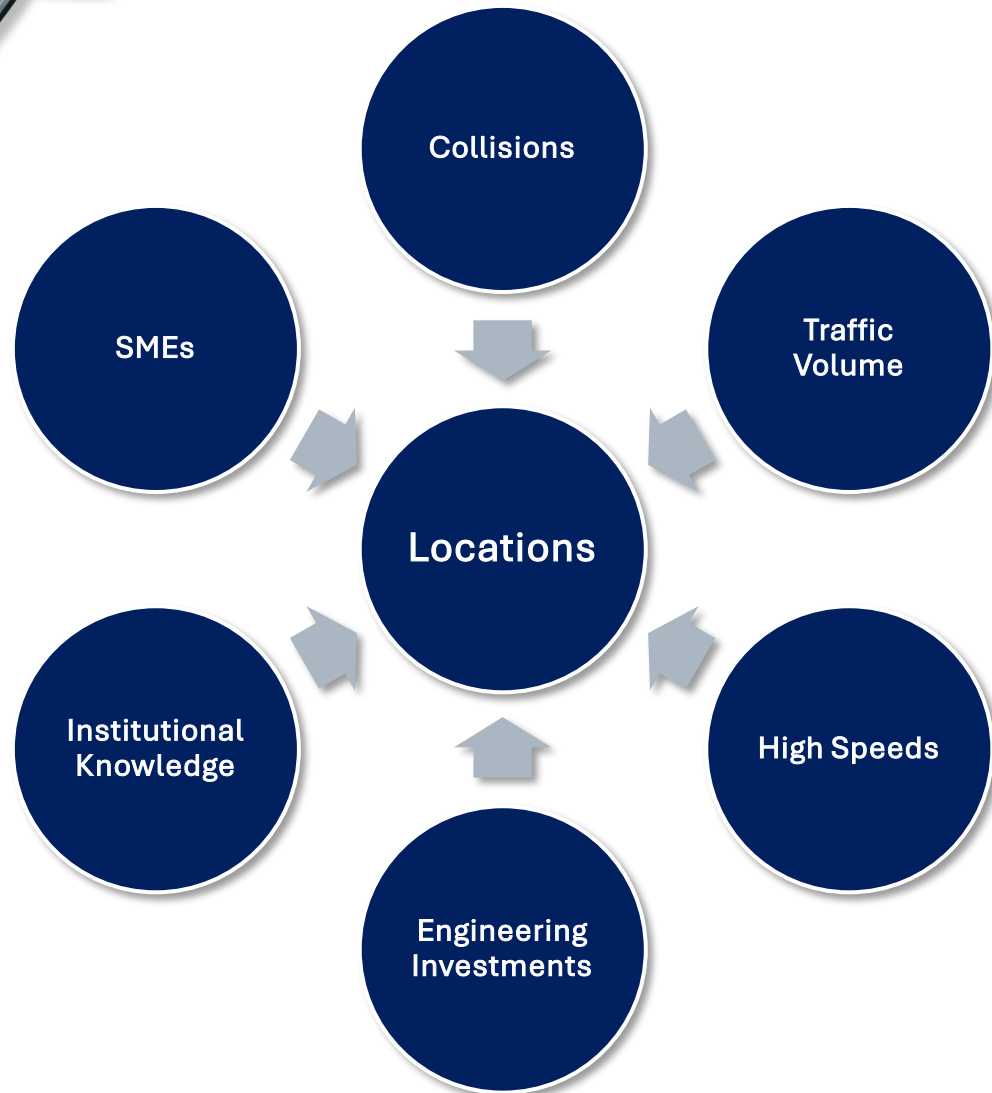
Additional Details

- 27 municipalities in CA currently using Verra
- 26 are revenue positive
- City receives approx. \$110-140 per violation (\$500 fine)
- Around 70-80% pay rate by offenders
- System can be expanded or moved as needs evolve





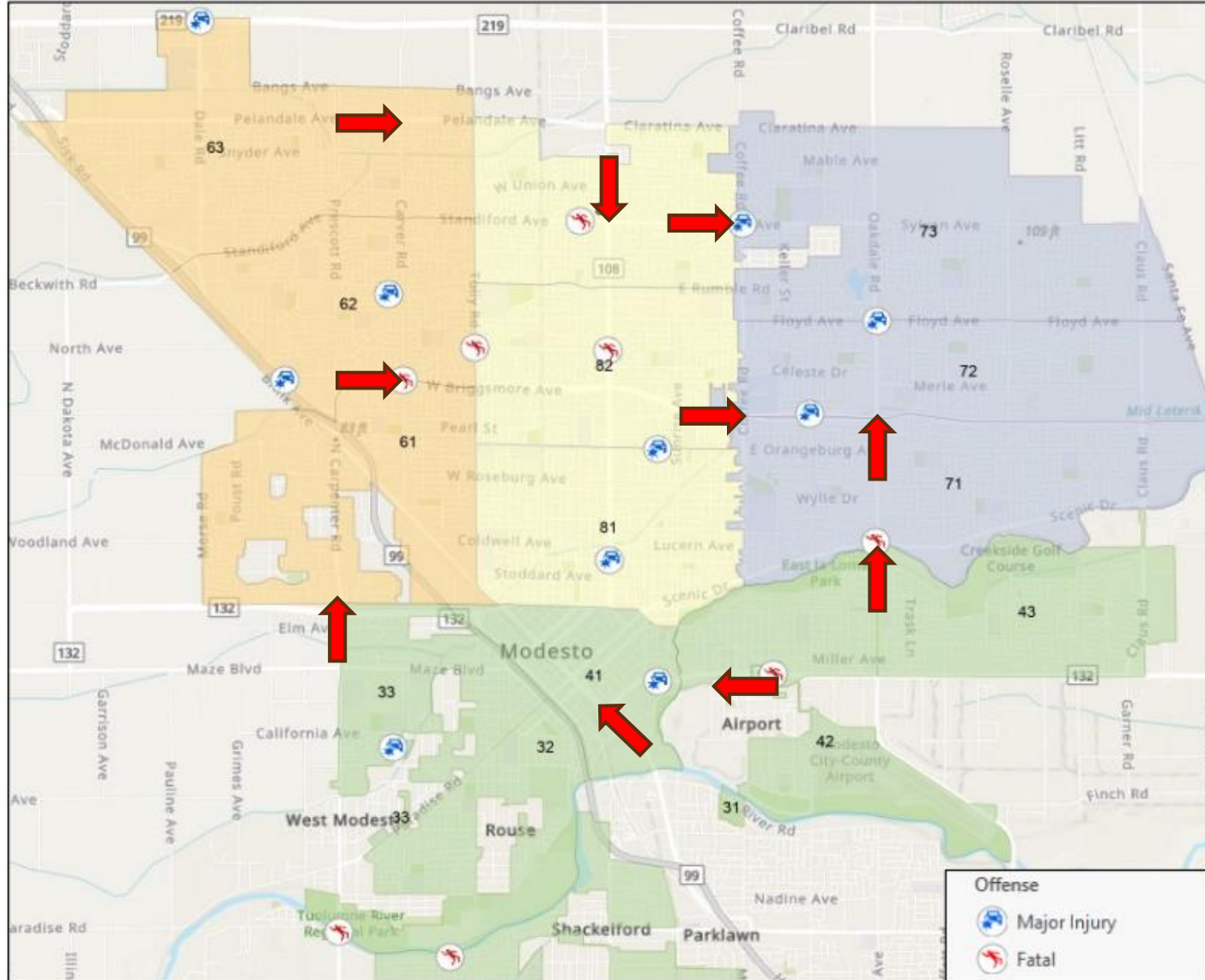
Location Selection Methodology



- Focus on high-speed collisions where serious injury or death are possible
- Consideration for proximity to schools and other high pedestrian traffic areas
- City maintained streets vs. CalTrans
- Effort to cover large area of city



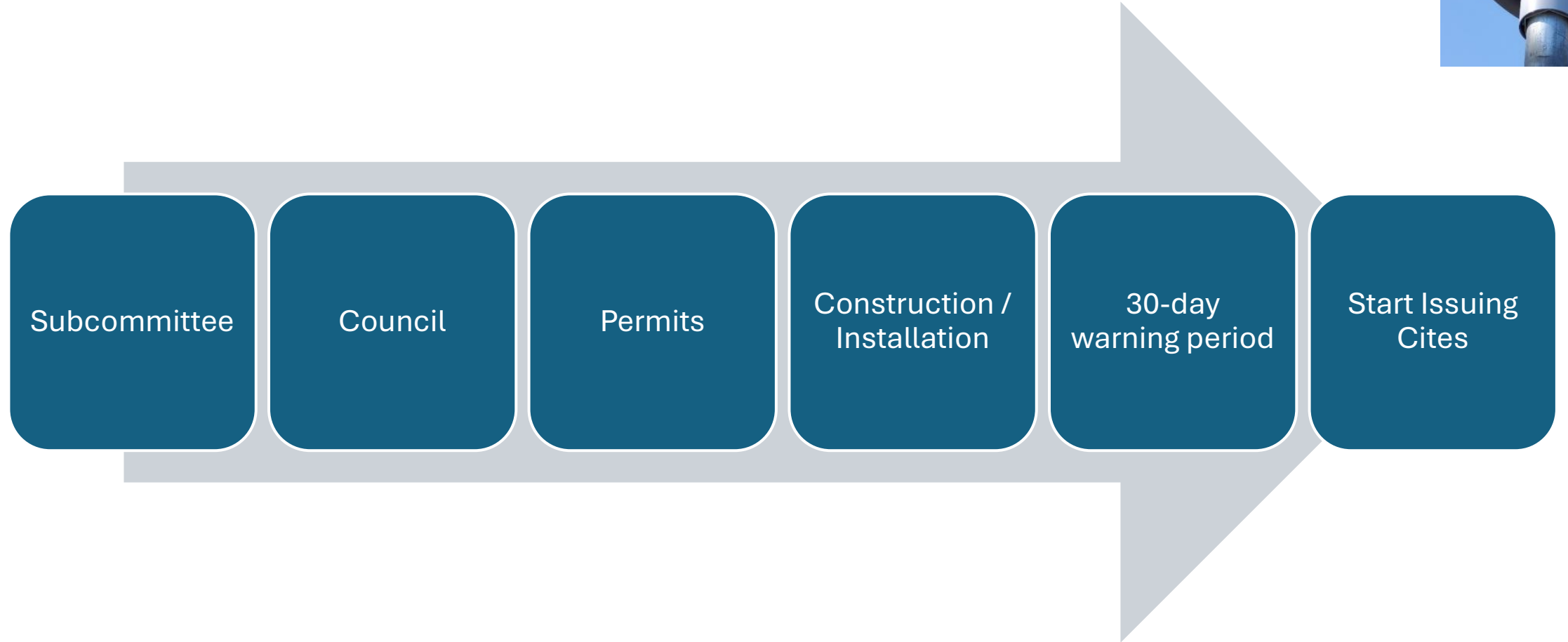
10 Locations Identified



- EB Briggsmore Ave. @ Coffee Rd
- EB Sylvan Ave. @ Coffee Rd
- EB Briggsmore Ave. @ Carver Rd.
- EB Pelandale Ave. @ Carver Rd
- NB Oakdale Rd. @ Briggsmore Ave.
- SB McHenry @ Standiford Ave.
- NB El Vista/Oakdale Rd. @ Scenic
- WB Yosemite Blvd. @ S. Santa Rosa
- NB N. Carpenter Rd. @ Maze
- NB 9th @ G St.



Timeline – 6 Month Projection





Cost



- **\$5,250** / mo. per location
- Total Annual Cost: **\$630,000 (Year 1)**
- Annual CPI increase beginning with year two (5.5% CPI)
- Projected total contact cost + 5% contingency: **\$3,691,891**
- Any revenue generated in excess of program costs shall be deposited into the Traffic Safety Fund and used only for qualified purposes as defined under California Vehicle Code §2900



Recommended Committee Action



- **Staff Recommendations:**
- Motion recommending a Purchasing Agreement with American Traffic Solutions, dba Verra Mobility Mesa, Arizona, by utilizing the Competitive Bid Process with Houston-Galveston Area Council of Governments (H-GAC), for Automated Red Light Photo Enforcement Technology, for a five-year Agreement for an annual estimated amount of \$703,218 and \$175,804 for contingency, if needed, for an Agreement total amount not to exceed \$3,691,891 over five years; and forwarding to Council for approval.



Questions?