



# FISCAL YEAR 2024-25 MID-YEAR GENERAL FUND UPDATE REPORT

Finance Committee  
March 24, 2025  
Item #9



CITY OF  
**MODESTO**  
CALIFORNIA

# GENERAL FUND REVENUES

---

FIGURES THROUGH FEBRUARY 28, 2025



## REVENUE OVERVIEW

- General Fund Revenues are classified into three categories:
  - Tax Revenues
  - Fee Revenues
  - Departmental Revenues
- Through February 28, 2025, total General Fund revenues received are \$104.2 million or approximately 54% of the total budgeted \$192.4 million for Fiscal Year 2024-25.



## REVENUES: ACTUALS-TO-DATE

Category	Current Budget	Actuals (as of Feb 28, 2025)	Amount Outstanding	% Received to Date
<b>Tax Revenues:</b>				
Property Tax - Property	\$ 22,870,264	\$ 13,849,556	\$ 9,020,708	61%
Property Tax - VLF Swap	\$ 23,059,188	\$ 11,660,602	\$ 11,398,586	51%
Sales Tax	\$ 41,004,883	\$ 18,386,122	\$ 22,618,761	45%
Utility Users Tax	\$ 22,105,000	\$ 13,128,986	\$ 8,976,014	59%
Transient Occupancy Tax	\$ 3,514,400	\$ 1,979,320	\$ 1,535,080	56%
Business License/Mill Tax	\$ 17,055,056	\$ 8,905,372	\$ 8,149,684	52%
Cannabis Tax	\$ 3,859,148	\$ 1,919,775	\$ 1,939,373	50%
<i>Total Tax Revenues</i>	\$ 133,467,939	\$ 69,829,733	\$ 63,638,206	52%
<b>Fee Revenues:</b>				
Franchise Fees	\$ 6,161,300	\$ 1,582,855	\$ 4,578,445	26%
Motor Vehicle Fees	\$ 415,000	\$ 443,591	\$ (28,591)	107%
Construction Revenues	\$ 2,584,959	\$ 1,699,852	\$ 885,107	66%
<i>Total Fee Revenues</i>	\$ 9,161,259	\$ 3,726,298	\$ 5,434,961	41%
<b>Other Revenues:</b>				
Departmental Revenues	\$ 39,958,369	\$ 30,627,029	\$ 9,331,340	77%
Measure H (General Fund Budget Structural Deficit)	\$ 8,164,984	\$ -	\$ 8,164,984	0%
Transfers In	\$ 1,665,597	\$ -	\$ 1,665,597	0%
<i>Total Other Revenues</i>	\$ 49,788,950	\$ 30,627,029	\$ 19,161,921	62%
<b>Total Revenues</b>	<b>\$ 192,418,148</b>	<b>\$ 104,183,060</b>	<b>\$ 88,235,088</b>	<b>54%</b>



# PROPERTY TAX REVENUE ANALYSIS



Property Tax category is split into two major types: Property Tax and Vehicle License Fee (VLF) Swap revenues



Payments are received in two time periods: December/January and May/June



Property Tax - Property portion is estimated to reach \$23.6M in Fiscal Year 2024-25



VLF Swap Revenues are expected to be above the budgeted amounts of \$23.1M by fiscal year-end

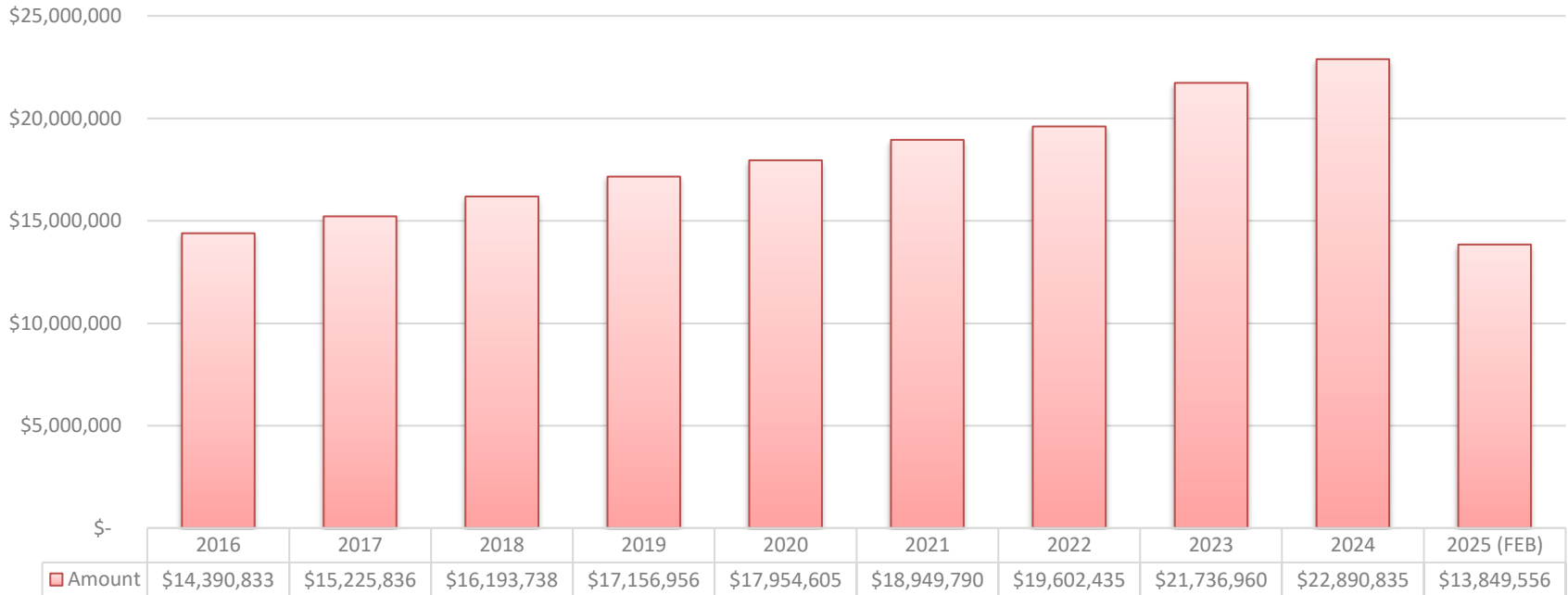


Staff is recommending increases of \$729,736 to the Property Tax – Property and \$262,016 to the Property Tax – VLF Swap revenues for Fiscal Year 2024-25



# ANNUAL PROPERTY TAX - PROPERTY

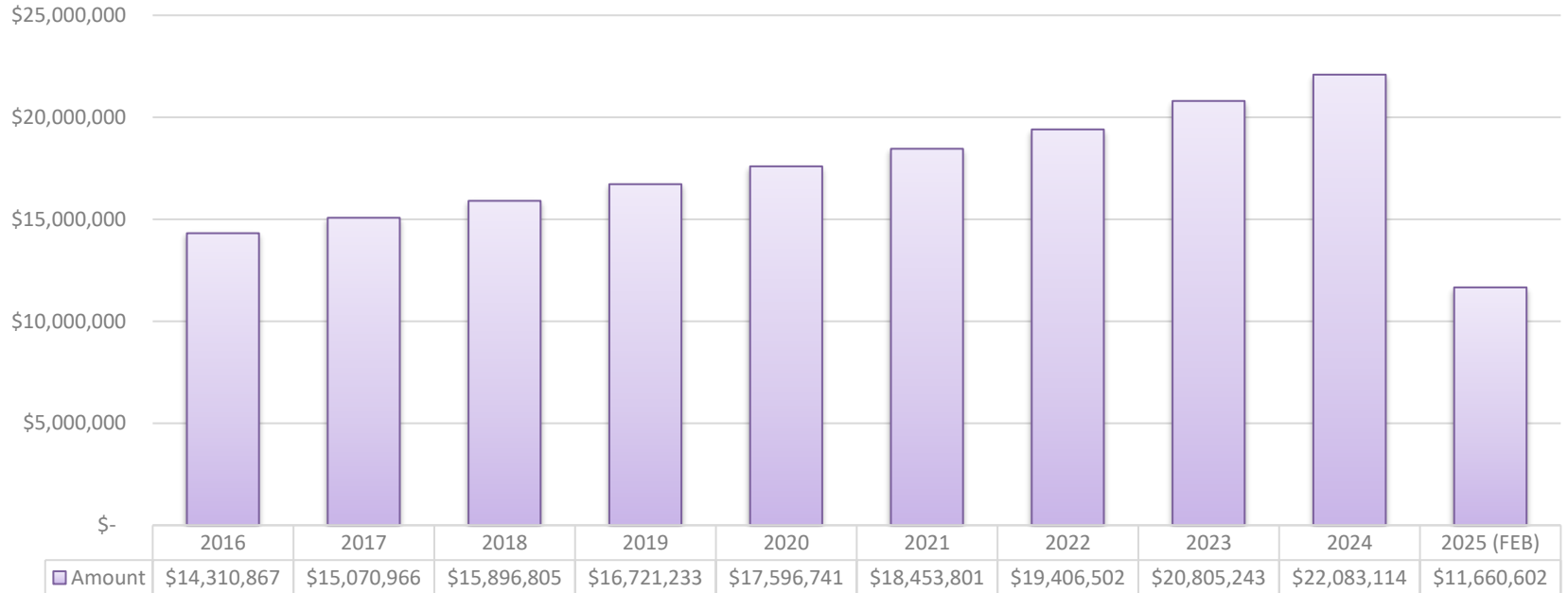
Property Tax - Property





# ANNUAL PROPERTY TAX - VLF SWAP

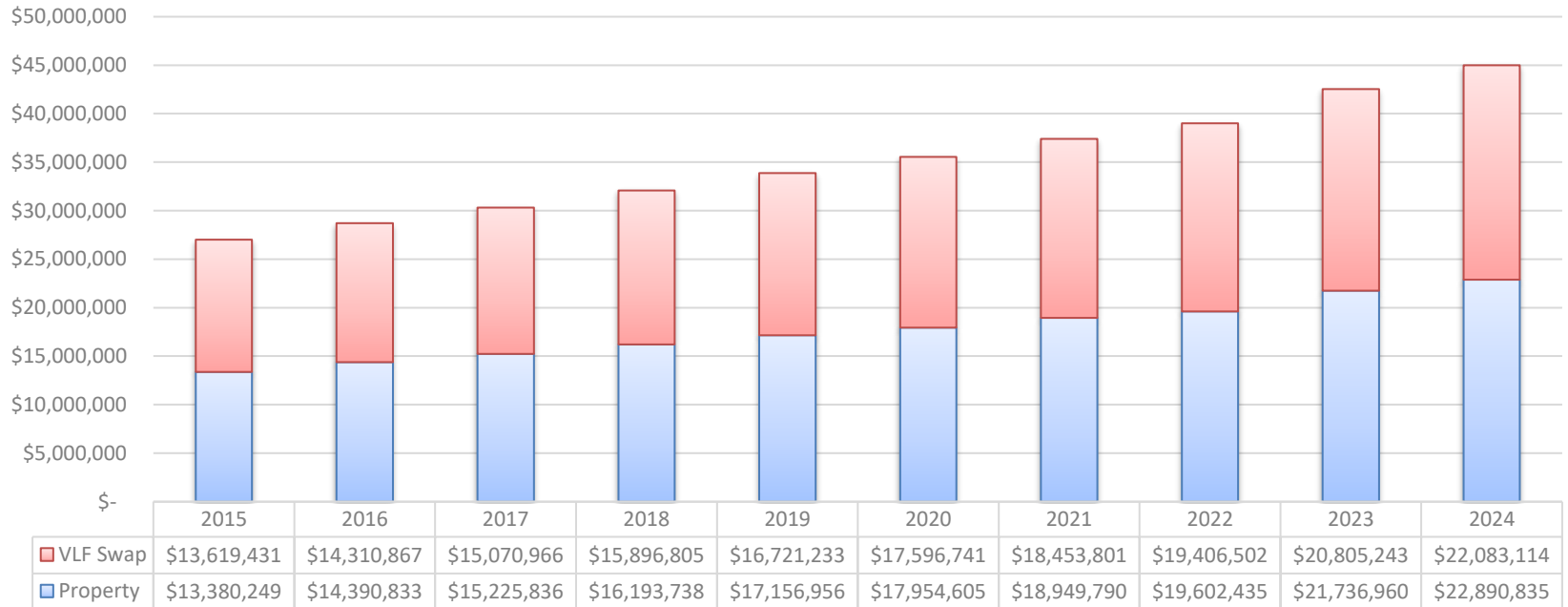
Property Tax - VLF Swap





# ANNUAL PROPERTY TAX - PROPERTY AND VLF SWAP

Total Property Tax Annual Revenues - Property and VLF Swap





# SALES TAX REVENUE ANALYSIS

Sales Tax is received monthly but is received two months in arrears.

Sales Tax received to date = \$18.4M or 45% of total budgeted amount.

Industries of general retail, transportation, food products, and business to business have been decreasing in terms of sales tax receipts in the third quarter of 2024.

Concerns of prolonged inflation and its impact on consumer spending remain as it is beginning to impact the Sales Tax revenue category in terms of growth outlook for the local economy.

## Countywide Pool (Sales Tax)

Current CA Board of Equalization regulations allocate a portion of the local use portion of sales tax through the countywide pool to local jurisdictions where purchased property is put to its first functional use.

Tax is reported by taxpayer to the countywide pool and distributed to each jurisdiction in the county on a pro-rata share of taxable sales.

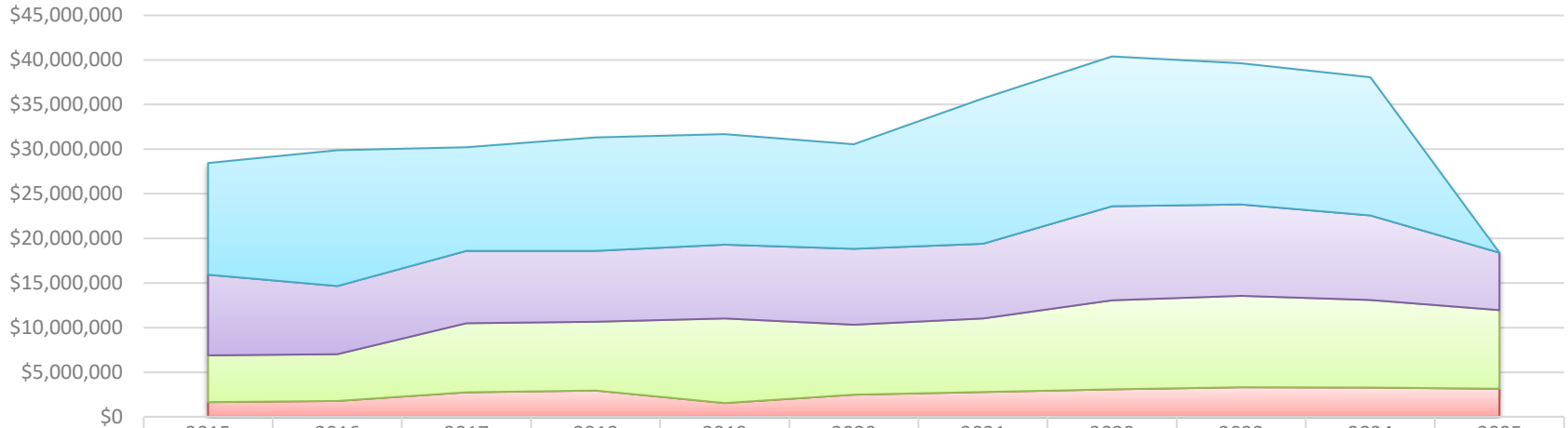
City of Modesto most recently received 28.5% of the countywide pool in Q3 of 2024. This resulted in a proportionate share of \$1.15 million of the countywide pool.

Staff is recommending a decrease of \$4,445,883 for Sales Tax revenues in FY 2024-25.



# QUARTERLY SALES TAX

Quarterly Sales Tax Revenues

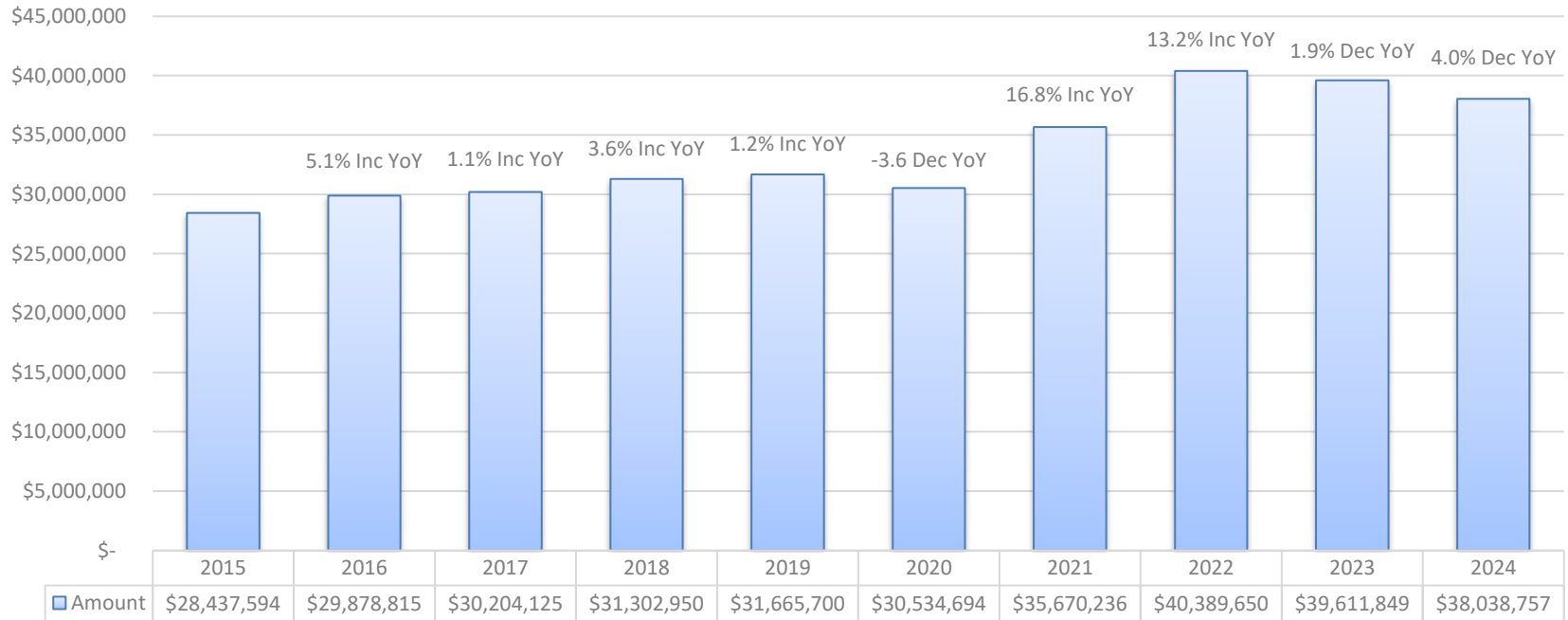


	2015	2016	2017	2018	2019	2020	2021	2022	2023	2024	2025
4th Quarter	\$12,510,81	\$15,230,34	\$11,617,65	\$12,696,05	\$12,355,82	\$11,717,75	\$16,271,28	\$16,789,56	\$15,800,18	\$15,452,86	
3rd Quarter	\$9,047,375	\$7,612,834	\$8,083,517	\$7,946,700	\$8,281,305	\$8,496,074	\$8,358,257	\$10,530,62	\$10,235,15	\$9,499,973	\$6,437,169
2nd Quarter	\$5,235,946	\$5,250,021	\$7,743,653	\$7,694,107	\$9,474,550	\$7,830,270	\$8,257,111	\$9,981,198	\$10,246,61	\$9,805,317	\$8,789,778
1st Quarter	\$1,643,461	\$1,785,613	\$2,759,297	\$2,966,090	\$1,554,016	\$2,490,600	\$2,783,580	\$3,088,263	\$3,329,905	\$3,280,604	\$3,159,174



# ANNUAL SALES TAX

Sales Tax





## CANNABIS TAX REVENUE ANALYSIS

In FY 18-19, revenues started slowly as full number of permitted dispensaries were not up and running.

Over the next 6 to 8 months, revenues began to make monthly gains as permitted dispensaries became fully operational.

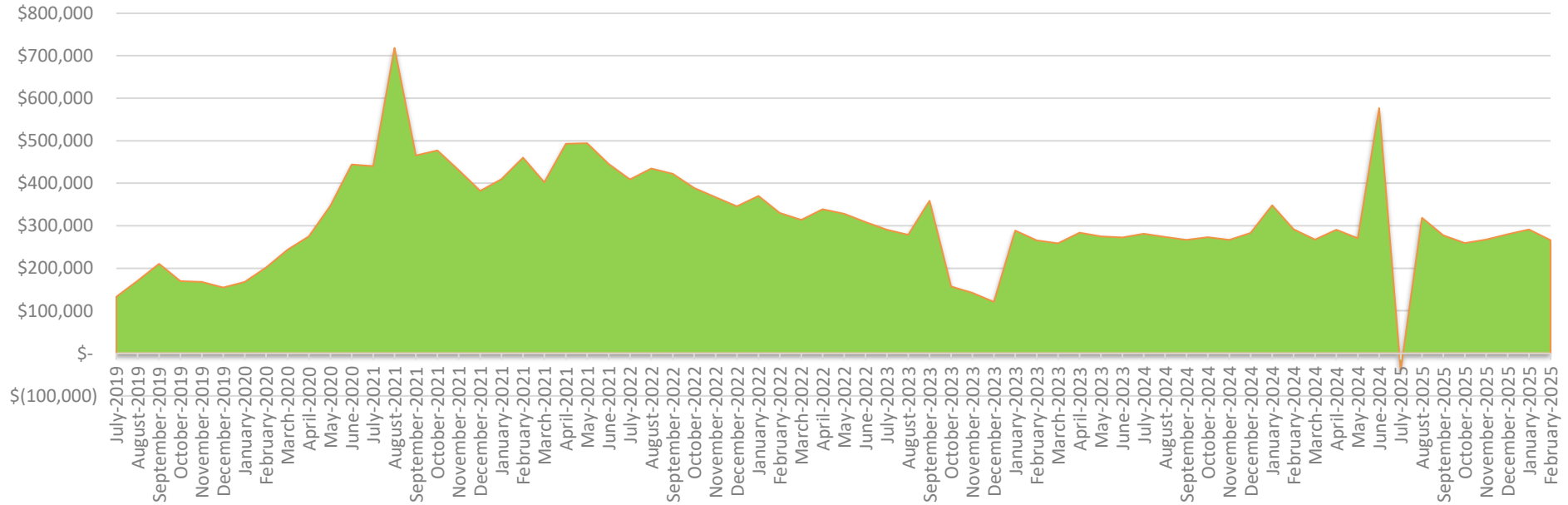
Revenues began to increase over the next year and half to over \$400k per month but since then have declined steadily to an average of \$280k per month within the current fiscal year.

- As of February 28, 2025, \$1.9M has been received in Cannabis Tax revenues for Fiscal Year 2024-25 or approximately 50% of the budgeted amount of \$3.86M.
- Staff is recommending a decrease of \$552,642 for this category for Fiscal Year 2024-25.



# MONTHLY CANNABIS TAX

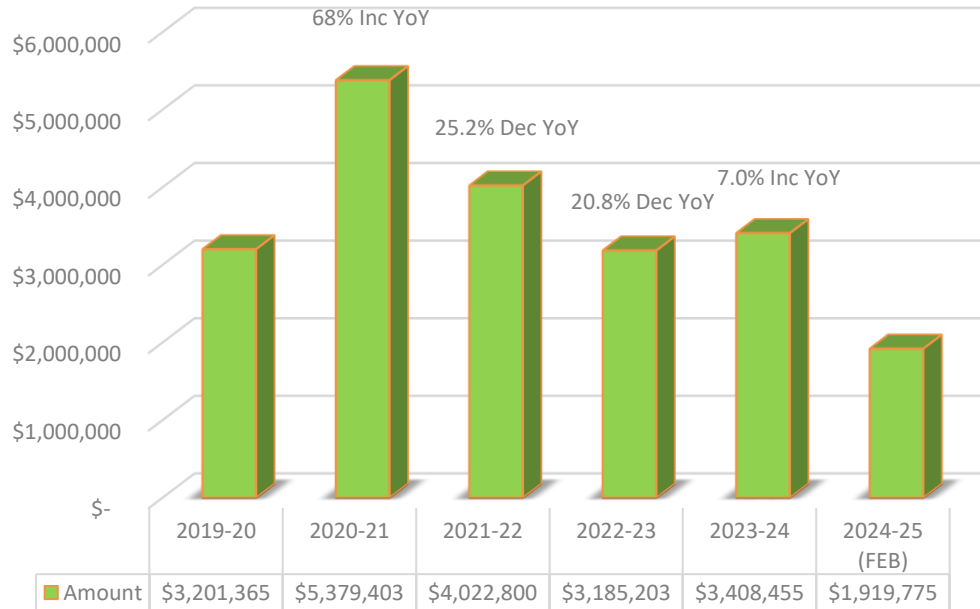
Cannabis Tax Monthly Revenues





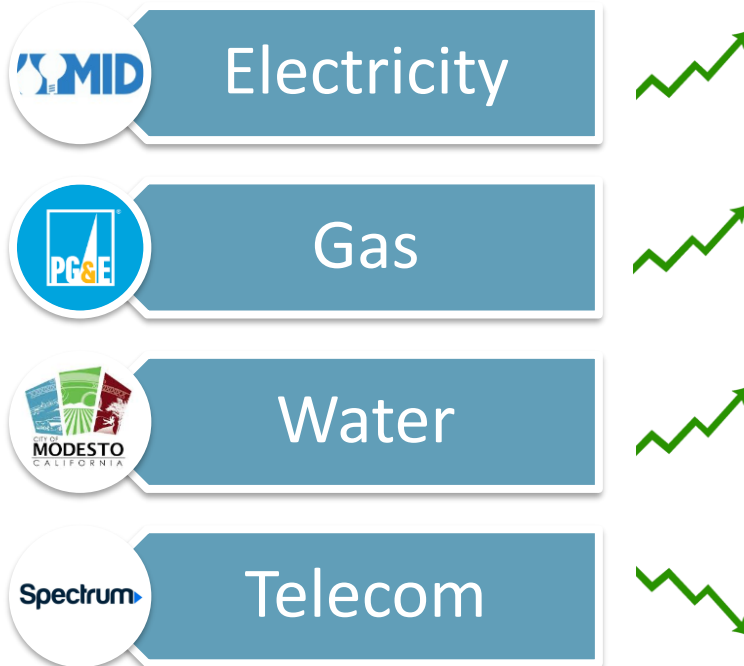
# ANNUAL CANNABIS TAX

Cannabis Tax Annual Revenues





## UTILITY USER TAX ANALYSIS



- As of February 28, 2025, \$13.13M has been received in UUT revenues for Fiscal Year 2024-25 or approximately 59% of the budgeted amount of \$22.1M.
- Staff is recommending an increase of \$601,614 for this category for Fiscal Year 2024-25.



CITY OF  
**MODESTO**  
CALIFORNIA

# GENERAL FUND EXPENDITURES

---

FIGURES THROUGH FEBRUARY 28, 2025



## EXPENDITURE OVERVIEW

- General Fund Operating Expenditures includes 13 Operating Departments, Transfers Out, and the Variance Rate
  - 13 Operating Departments Total Budget = \$206.4M
  - Transfers Out Budget = \$7.09M
  - Variance Rate = (\$12.5M)
- Through February 28, 2025, total General Fund expenditures actuals are \$132.7 million or approximately 66% of the total budgeted \$201.02 million for Fiscal Year 2024-25.



## EXPENDITURES: ACTUALS-TO-DATE

Department	Current Budget	Actuals (as of Feb 28, 2025)	% of Budget Expended
Police Department	\$ (90,991,084)	\$ (57,895,084)	64%
Fire Department	\$ (53,017,960)	\$ (35,488,406)	67%
<i>Oakdale Fire Contract Expense</i>	\$ (6,318,965)	\$ (4,509,575)	71%
<i>Ceres Fire Contract Expense</i>	\$ (8,223,055)	\$ (5,355,256)	65%
<i>Stanislaus Consolidated Fire Contract Expense</i>	\$ (389,263)	\$ (348,807)	90%
<i>Turlock Fire Contract Expense</i>	\$ (322,840)	\$ (210,988)	65%
<i>Salida Fire Contract Expense</i>	\$ (1,995,946)	\$ (1,405,466)	70%
Parks, Recreation, and Neighborhoods	\$ (17,478,703)	\$ (10,910,245)	62%
Community and Economic Development	\$ (6,552,935)	\$ (4,015,271)	61%
Engineering Services Department	\$ (2,457,725)	\$ (1,281,658)	52%
City Council	\$ (764,802)	\$ (400,314)	52%
City Manager's Office	\$ (3,163,353)	\$ (1,994,509)	63%
Human Resources	\$ (2,145,466)	\$ (1,469,919)	69%
City Attorney's Office	\$ (1,997,018)	\$ (1,179,827)	59%
City Clerk's Office	\$ (1,319,215)	\$ (573,888)	44%
Office of Performance Management & Budget	\$ (1,276,658)	\$ (612,236)	48%
Office of the City Auditor	\$ (548,828)	\$ (252,634)	46%
Finance Department	\$ (7,026,570)	\$ (4,496,189)	64%
Non-Departmental	\$ (436,873)	\$ (46,778)	11%
<b>Total Departmental Expenses</b>	<b>\$ (206,427,257)</b>	<b>\$ (132,447,050)</b>	<b>64%</b>
Transfers Out	\$ (7,087,743)	\$ (274,746)	4%
Variance Rate	\$ 12,491,555	\$ -	0%
<b>Total Department Expenses</b>	<b>\$ (201,023,445)</b>	<b>\$ (132,721,796)</b>	<b>66%</b>



## GENERAL FUND EXPENDITURE CONCLUSIONS

- Overall expenditures are trending slightly lower than would be expected at this time in the fiscal year.
- This is being driven by salary and benefit savings being seen in departments due to vacant positions that have been occurring throughout the fiscal year.
  - Salary and Benefit (Appr Unit A) expenditure spending is currently at 66% of the budgeted amount in the Police Department and 64% in the Parks, Recreation and Neighborhoods Department.
- Staff will continue to monitor areas where the General Fund provides subsidies like the Centre Plaza, and the Parking Fund. Should a need for these areas to have their subsidies increased staff will come back to Council with any recommended actions.



CITY OF  
**MODESTO**  
CALIFORNIA

# **STAFF RECOMMENDED BUDGET ADJUSTMENTS**

---



## RECOMMENDED COMMITTEE ACTION

### Staff Recommendation:

- Motion accepting the informational Fiscal Year 2024-25 General Fund Mid-Year Update Report and recommended adjustments to the major General Fund revenues and expenditures and forwarding to Council for acceptance and approval.

<b>Account - Description</b>	<b>Current Budget</b>	<b>Increase/ (Decrease)</b>	<b>Revised Amount</b>	<b>Category</b>
41101 - Property Taxes - CY Secured Taxes	\$ 20,507,107	\$ 656,203	\$ 21,163,310	Property Tax - Property
41111 - Property Taxes - CY Unsecured	\$ 981,157	\$ 73,533	\$ 1,054,690	Property Tax - Property
42157 - Intergov - State - VLF Swap Adjustment	\$ 23,059,188	\$ 262,016	\$ 23,321,204	Property Tax - VLF Swap
41201 - Sales and Use Taxes	\$ 41,004,883	\$ (4,455,883)	\$ 36,549,000	Sales Tax
41203 - Utility Users Tax	\$ 22,105,000	\$ 602,614	\$ 22,707,614	Utility Users Tax
41204 - Transient Occupancy Tax	\$ 3,045,930	\$ (71,114)	\$ 2,974,816	Transient Occupancy Tax
41402 - Business License Tax - Mill Tax	\$ 15,045,281	\$ 798,768	\$ 15,844,049	Business License/Mill Tax
41406 - Cannabis Tax	\$ 3,859,148	\$ (552,642)	\$ 3,306,506	Cannabis Tax
42121 - Intergov - State - Motor Vehicle License Fee	\$ 443,591	\$ 63,591	\$ 507,182	Motor Vehicle Fees
<b>Grand Totals</b>	<b>\$ 130,051,285</b>	<b>\$ (2,622,914)</b>	<b>\$ 127,428,371</b>	



CITY OF  
**MODESTO**  
CALIFORNIA

# LEGISLATIVE PRIORITIES

2025-2026

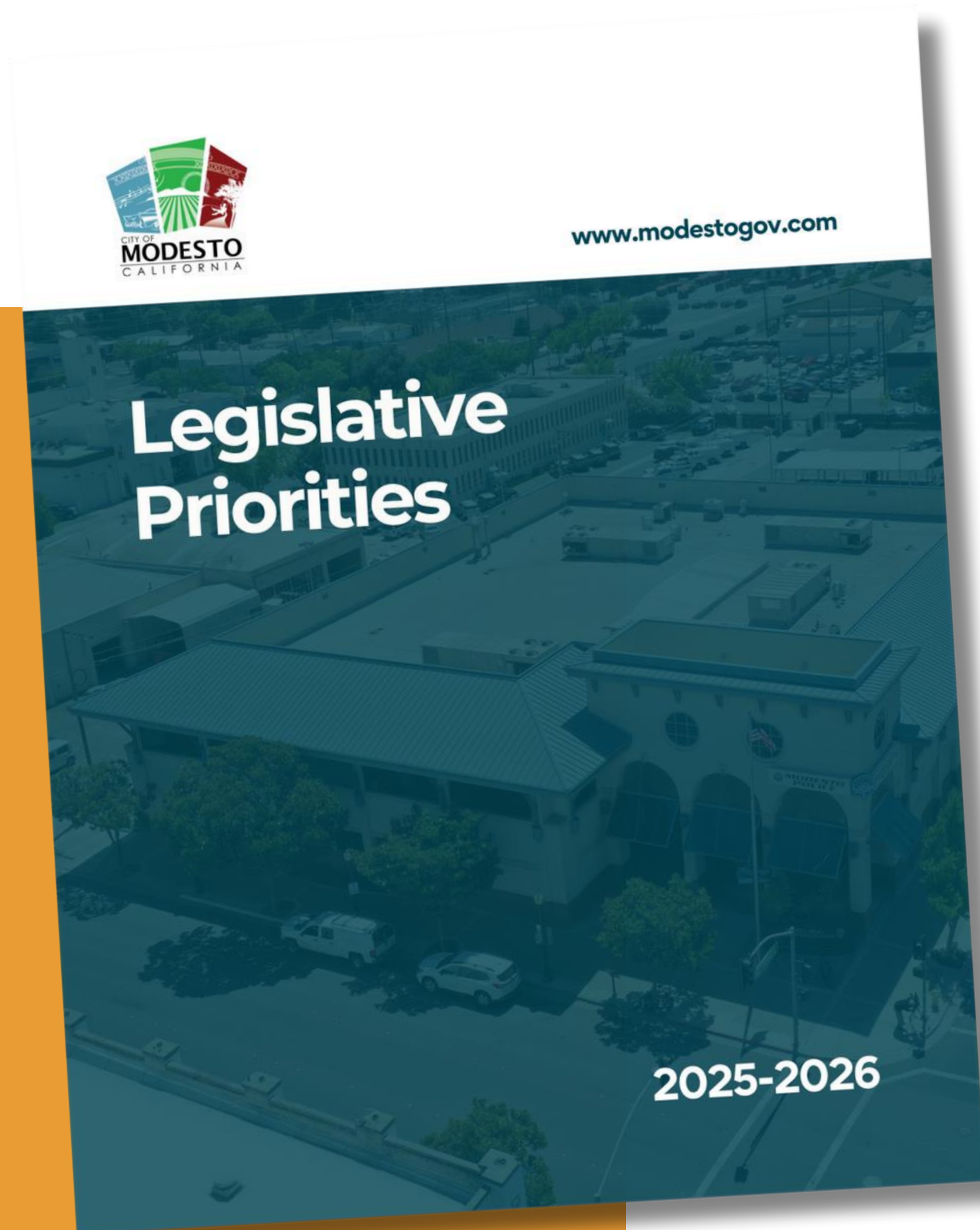
Sonya Severo

Public Relations and Legislative Affairs



CITY OF  
**MODESTO**  
CALIFORNIA

# LEGISLATIVE PRIORITIES



- State and federal governments allocate significant funding to municipalities through appropriations and grant programs, providing essential resources for local initiatives.
- Supports the City's official positions on proposed laws, legislative developments, and employing strategic advocacy to securing funding and support.
- The City's legislative priorities are shaped through a collaborative process that involves input from each department, the City's strategic priorities, and priorities designated by City Council at annual Council retreat.



# TWO YEAR LEGISLATIVE PLATFORM

With the constant evolution of laws, regulations, leadership, and funding availability, this Legislative Platform is a strategic roadmap that effectively advocates for the policy and funding goals for the City for 2025–2026.



# CITY'S STRATEGIC PLAN

The Legislative Platform is essential and helps maintain financial stability as well as reinforcement of the City's Strategic Plan's three areas of focus.



## Economic Vitality

Retain and attract residential, commercial, and industrial development to meet the community's needs today and for the next generation.



## Quality of Life

Engage partners across the community to ensure the safety, resilience, and attractiveness of Modesto.



## Governance & Service Delivery

Build community trust in City government through responsive, transparent, and efficient service delivery.



**In the City's 2020–2025 Strategic Plan the City Councilmembers reaffirm three strategic priorities. The City leadership focus on these priorities and they are the basis of our scorecard that measures success and upon which our performance metrics are built.**



# ECONOMIC VITALITY

The Economic Vitality area of focus seeks to retain and attract residential, commercial, and industrial development to meet the community's needs today and for the next generation. The stated goals to achieve economic vitality include driving the success of a vibrant and economically sustainable business climate, building and promoting a recognizable and desirable identity for the City of Modesto, and making downtown Modesto a regional destination.

## PROJECTS INCLUDE:

### DOWNTOWN MODESTO

**FUNDING REQUEST:  
\$5 MILLION**

The redevelopment of the Old Courthouse block and accompanying infrastructure improvements will significantly benefit residents and the broader community. Planned residential units and 52,800 square feet of new retail development (such as shops, office space, and community facilities) will be added, attracting new residents and businesses. The improvements to I street and the creation of green spaces will enhance the downtown experience for all residents, making it a more walkable, safe, and attractive area for residents, visitors, and workers alike.

### QUIET ZONES

**FUNDING REQUEST:  
\$5 MILLION**

A recent traffic count showed that over 67,000 vehicles have traversed the downtown railroad crossings in a single day, businesses and residents will also be directly impacted by the absence of train horns being sounded throughout the day resulting in higher productivity and quality of life during the evening hours when sleep is often interrupted by the sounding of horns.

Approximately 2,100 households within the City's College area neighborhood will also receive quality of life improvements following the establishment of the Quiet Zone due to reduced noise.



# QUALITY OF LIFE

The Quality of Life area of focus tasks the City to engage partners across the community to ensure the safety, resilience, and attractiveness of Modesto. The following lists are priorities and initiatives the City will be seeking legislative, regulatory, and financial assistance to achieve the goals to enhance the quality of life for the residents of Modesto.

## PROJECTS INCLUDE:

### MODESTO FIRE STATION #1

FUNDING REQUEST:  
\$5 MILLION

A deteriorating fire station poses significant risks to both firefighters and the community they serve. It is essential to rehabilitate and improve Fire Station #1 for a few different reasons:

- Firefighter Safety & Readiness
- Faster Emergency Response

### MOBILE EMERGENCY OPERATIONS RESPONSE COMMAND POST

MODESTO POLICE DEPARTMENT  
FUNDING REQUEST:  
\$1.6 MILLION

MPD is seeking funding to acquire a state-of-the-art mobile command post equipped with advanced technology, increased operational space, and enhanced communication capabilities.

### RADIO ENCRYPTION

MODESTO POLICE  
DEPARTMENT  
FUNDING REQUEST:  
\$5 MILLION

In October 2020, the CA DOJ mandated that all law enforcement agencies encrypt radio transmissions containing PII to protect individuals from identity theft and ensure victim privacy. MPD's current radio system, last updated in 2015 through Motorola Solutions, Inc., does not comply with these new requirements.



# QUALITY OF LIFE

The Quality of Life area of focus tasks the City to engage partners across the community to ensure the safety, resilience, and attractiveness of Modesto. The following lists are priorities and initiatives the City will be seeking legislative, regulatory, and financial assistance to achieve the goals to enhance the quality of life for the residents of Modesto.

## PROJECTS INCLUDE:

### MORRIS VILLAGE

**FUNDING REQUEST:  
\$5 MILLION**

On December 5, 2023, the City adopted its 6th Cycle Housing Element, in this document it outlines the what the City has done and will continue to do in creating and supporting affordable housing. In this plan it outlines, the in order to address the housing needs of the existing and growing population of individuals making less than 30% of the Area Median Income and experiencing homelessness in Modesto, the City will need to produce 2,807 units of housing that includes permanent supportive housing.

### AFFORDABLE HOUSING TRUST

**FUNDING REQUEST:  
\$3 MILLION**

Affordable Housing Trust Fund monies will generally be available in the form of a loan. Loan length and term will vary by project to meet the needs to the project, availability of financing, financing method, development configuration and organizational capacity of the applicant. Projects must serve 60% - 120% of Area Median Income (AMI) and the loan term not to exceed 10 years.

### UPGRADES TO GUARDRAILS END-TREATMENTS

**FUNDING REQUEST:  
\$835,000**

Project scope includes replacing sections of guard rail and replacing end treatments to modern systems. Guard rail's purpose to reduce the probability of an out-of-control vehicles from hitting fixed objects or entering into unfavorable terrain.

**Impact for the community:** The locations for guard rail improvements are across the City and the community can benefit by having improved guard rail and end treatments in place.



# GOVERNANCE & SERVICE DELIVERY

The Economic Vitality area of focus seeks to retain and attract residential, commercial, and industrial development to meet the community's needs today and for the next generation. The stated goals to achieve economic vitality include driving the success of a vibrant and economically sustainable business climate, building and promoting a recognizable and desirable identity for the City of Modesto, and making downtown Modesto a regional destination.

## PROJECTS INCLUDE:

### PAST DUE INVOICES FOR CITY SERVICES

FUNDING REQUEST:  
\$1 MILLION

As of the 2022 Census, 15% of the population in Stanislaus County are living below poverty level with an average income of around \$44,000 for a household of four.

Our goal is to provide ongoing assistance to our low-income customers and help to counteract the rising costs of utility service for those that are most in need in our community.

### AIRPORT LIGHTING SYSTEMS UPGRADES

FUNDING REQUEST:  
\$550,000

Airfield Lighting Control and Monitoring is crucial for ensuring safe and efficient airport operations, especially during low-visibility conditions such as night operations, fog, or adverse weather. This need exists for Safety and compliance, runway and taxiway lighting are critical for guiding pilots, and these upgrades will ensure compliance with aviation regulations for lighting standards.

These upgrades will enhance air traffic safety, increase reliability, and help support sustainability by reducing the airports carbon footprint through intelligent lighting control.





# LEGISLATIVE PLATFORM

- The Legislative Platform highlights the City's long-term goals, fostering opportunities for future legislation and funding. Proactive and consistent advocacy of the legislative priorities enable City staff to collaborate directly with state and federal government entities to develop well-structured projects and policies that support the City's Strategic Plan.
- Fiscal Impact:  
While there is no direct and immediate fiscal impact associated with the adoption of the 2025-2026 State and Federal Legislative Priorities, these priorities strategically position the City to pursue external funding opportunities that could enhance future revenue streams.



**Questions?**



CITY OF  
**MODESTO**  
CALIFORNIA



# STAFF RECOMMENDATION

→ Recommendation forwarding the Legislative Priorities to the City Council for approval.





## **CITYWIDE FUEL CARD-LOCK SERVICES**

### **Public Works**

**Bill Sandhu, Director of Public Works**

**Patrick Crowley, Senior Manager**

Finance Committee  
March 24, 2025



CITY OF  
**MODESTO**  
CALIFORNIA

# BACKGROUND

---



# Citywide Fuel-Card Lock Services

- Current Agreement Established June 2, 2020 by Resolution 2020-247
- First Amendment June 2023 due to vendor divesting of retail locations (City Manager Authority)
- Second Amendment January 23, 2024 by Resolution 2024-013 increased funding to a Not-to-Exceed of \$4,500,000 annually
  - Additional funding due to fuel cost increase
  - Expanded Fire Apparatus
  - Additional Transit Buses
  - Additional Fleet Vehicles to Support Measure H Programs
    - Slurry, Forestry, Park Ranger, Blight Abatement, and Solid Waste



## Citywide Fuel-Card Lock Services cont.

Fuel Card-Lock - Boyett Petroleum	
Year 1	\$1,584,642
Year 2	\$2,644,150
Year 3	\$2,968,108
Year 4	\$3,551,547
Year 5 (July – Dec 2024)	\$2,197,017
<b>TOTAL:</b>	<b>\$12,945,464</b>
<b>2<sup>nd</sup> Amendment – TOTAL:</b>	<b>\$14,400,000</b>



CITY OF  
**MODESTO**  
CALIFORNIA

# PROPOSALS MEETING FUTURE NEEDS

---



# Citywide Fuel-Card Lock Bidding Process and Outreach

- March 8, 2024; City Manager authorized the Solicitation of Bids
- August 27, 2024; Requests for Proposals (RFP) 2324-94 Issued
- October 1, 2024; Proposals Formally Opened
- Evaluation Committee
  - Seven City Staff Members (Management from Police, Fire, Parks, Recreation and Neighborhood, Public Works - Fleet Manager and Senior Public Works Manager)
- Evaluation Criteria ranked based on submittals
  - Price Proposal/Cost; Locations offered - (Number of Fueling Sites Offered); Fuel Card Administration - (Fuel type, quantity per transaction in a day); Fuel Purchase Reporting (transaction history, file format, per fuel card/vehicle); National Fuel network participant; References



CITY OF  
**MODESTO**  
CALIFORNIA

# PROPOSAL - RESULTS

---



# Citywide Fuel-Card Lock Bidding Results

- Two Proposals Submitted
  - Stan Boyett & Son, Inc. dba Boyett Petroleum
  - Hunt & Sons, Inc
- Both Proposals Achieved Equivalent Scores
- Evaluation Committee Determined that Two Vendors Would Better Serve the City's Fueling Needs
  - Both Vendors have a Local Presence
  - Both Vendors have positive Work History Serving the City



# Citywide Fuel-Card Lock Financial Impacts

Description	Year 1	Year 2	Year 3	Year 4	Year 5	Total
Fuel Card-Lock - Boyett Petroleum	\$2,250,000	\$2,250,000	\$2,250,000	\$2,250,000	\$2,250,000	\$11,250,000
Fuel Card-Lock - Hunt & Sons	\$2,250,000	\$2,250,000	\$2,250,000	\$2,250,000	\$2,250,000	\$11,250,000
Consumer Price Index (5%)			\$225,000	\$236,250	\$236,813	\$698,063
<b>Total for 5-Yr Contract</b>	<b>\$4,500,000</b>	<b>\$4,500,000</b>	<b>\$4,725,000</b>	<b>\$4,736,250</b>	<b>\$4,736,813</b>	<b>\$23,198,063</b>



CITY OF  
**MODESTO**  
CALIFORNIA


# RECOMMENDATION

---



## RECOMMENDED COMMITTEE ACTION

- Motion recommending the Award of Bids and Agreements for the furnishing of Fuel-Card Lock Services with Stan Boyett & Son, Inc. dba Boyett Petroleum, Modesto, CA; and Hunt & Sons, Inc., Ceres, CA for an annual combined estimated total of \$4,500,000 and a total amount between all Agreements combined not to exceed \$23,198,063 over five years and forwarding to Council for approval.



# QUESTIONS?



CITY OF  
**MODESTO**  
CALIFORNIA

Item #12

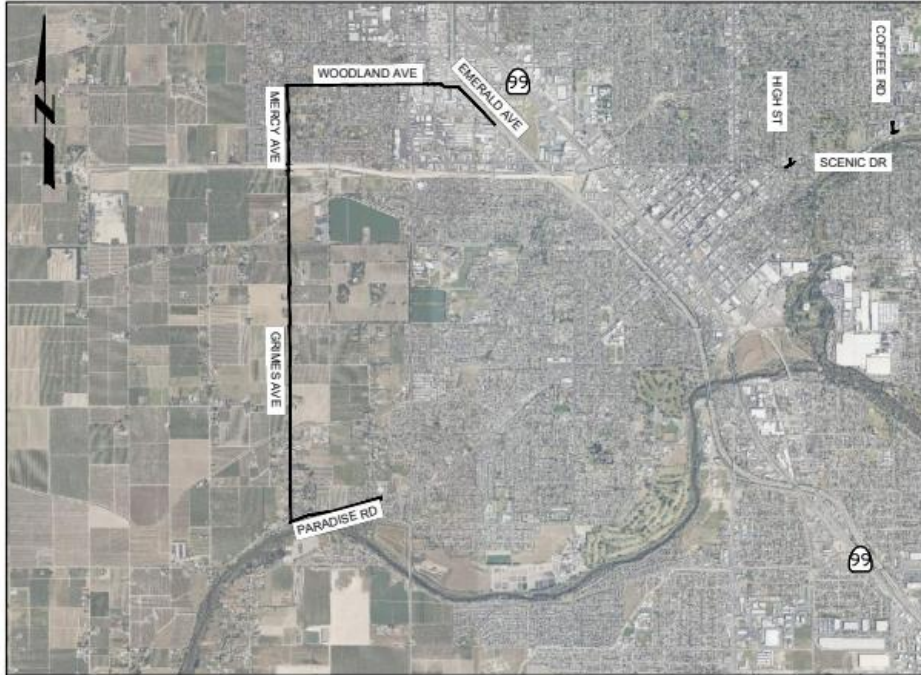
# SEWER TRUNK REHABILITATION ON GRIMES, MERCY AND WOODLAND PROJECT



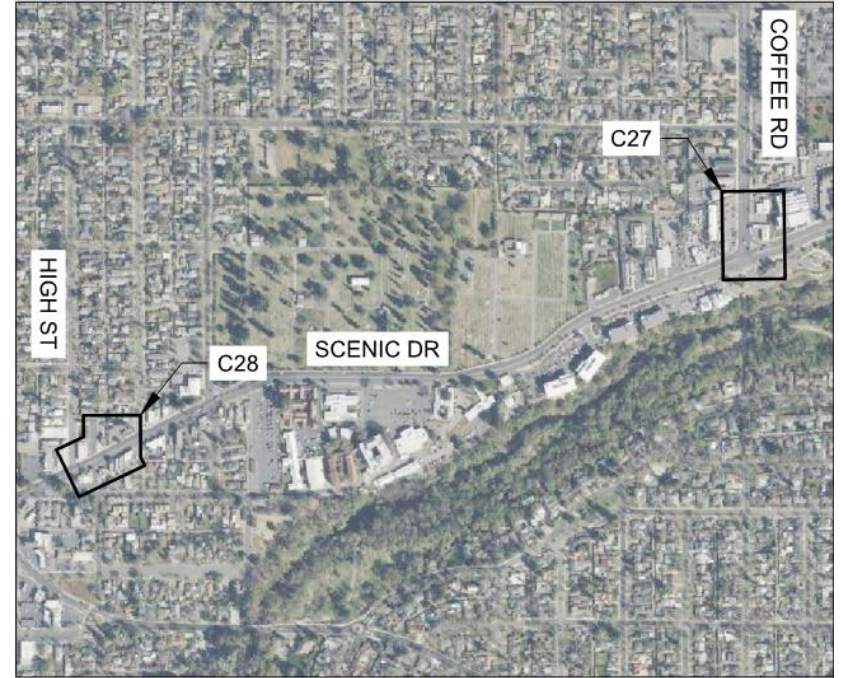
Cristian C. Ciotau, P.E., S.E.  
Engineering Division Manager, Utilities  
Department



# PROJECT BACKGROUND & SCOPE



LOCATION MAP



## PROJECT LOCATION



## Project Background & Scope

- Wastewater Collection System Master Plan includes the rehabilitation of the West Trunk (approx. 26,000LF)
  - This first phase of the West Trunk was already rehabilitated (approx. 8,400LF) in a previous project (West Trunk Sewer Rehabilitation Project)
  - This project includes the rehabilitation of various trunk sizes on the following streets :
    - Paradise Rd
    - Grimes Ave
    - Mercy Ave
    - Woodland Ave
    - Emerald Ave
  - The project also includes replacing of sewer mains on the following Streets:
    - High St
    - Scenic Dr
    - Coffee Rd
-



## PROJECT BACKGROUND & SCOPE

- This project involves the rehabilitation of the current sewer trunks and manholes, along with the installation of new manholes and new sewer lines
  - Cured-in-place pipe (CIPP) sewer trunk rehabilitation:
    - Approximately 17,600 LF of 54-inch
    - Approximately 5,421 LF of 27-inch
    - Approximately 1,981 LF of 18-inch
    - Approximately 22 LF of 12-inch
  - Replacement of approximately 446 linear feet of existing 12 and 15-inch sewer lines with new 18-inch
  - Replacement of approximately 534 linear feet of existing 6-inch sewer mains with new 8-inch sewer main
-



# Contractor Selection

- The project was advertised for bids on November 19, 2024, pursuant to City Charter Section 1307
  - Bids were publicly opened on January 21, 2025
  - A total of four bids were received
  - SAK Construction LLC, was the responsible bidder with the lowest responsive bid
  - The bid received from SAK Construction LLC was 34.77% below the Engineer's Estimate
-



# Anticipated Project Expenditures

<b>Estimated Construction Contract</b>	<b>\$22,830,295</b>
<b>Construction Contingency</b>	<b>\$2,739,636</b>
<b>Construction Administration – City Staff</b>	<b>\$750,000</b>
<b>Engineering/Design/Administration – Consultant and City Staff</b>	<b>\$900,000</b>
<b>TOTAL ANTICIPATED CONSTRUCTION EXPENDITURES:</b>	<b>\$27,219,931</b>



## Recommended Actions

- Consider approving the Construction Documents for the West Trunk Sewer Rehabilitation Project, accepting the bid, and awarding a contract to SAK Construction LLC, MO, for a total amount not to exceed \$25,569,931
  - Amending the Fiscal Year 2024/25 Capital Improvement Program Budget in the amount of \$26,823,000
-



CITY OF  
**MODESTO**  
CALIFORNIA

Questions?