

# **Appendix A: Traffic Data**



**VEHICLE SPEED DATA SHEET**

ROADWAY: Crows Landing Road TIME: 9:15 a.m. POSTED SPEED: 35  
 SEGMENT: S. 7th to SR 99 DATE: 8 Oct 2024 ADT: 11,875  
 LENGTH: 2,085 feet TRAVEL LANES: 2 (1/1) WEATHER: clear, dry  
 WIDTH: varies RADAR LOCATION: Blankenbush Ave. OBSERVER: cve  
 DIRECTION: southbound

MPH	5	10	15	20	25	Total Vehicles	Cumulative Vehicles
60							
59							
58							
57							
56							
55							
54							
53						1	100
52							
51							
50							
49							
48							
47						1	99
46						2	98
45						4	96
44						4	92
43						4	88
42						2	84
41						9	82
40						4	73
39						7	69
38						9	62
37						11	53
36						7	42
35						6	35
34						10	29
33						6	19
32						6	13
31						1	7
30						4	6
29							
28						2	2
27							
26							
25							
24							
23							
22							
21							
20							
19							
18							
17							
16							
15							
14							
13							
12							
11							
10							

Total 300  
 85% speed 43  
 10 mi/hr pace 32 - 41  
 % in pace 75  
 range 28 - 53  
 average speed 37.54

**VEHICLE SPEED DATA SHEET**

ROADWAY: Crows Landing Road TIME: 9:00 a.m. POSTED SPEED: 35  
 SEGMENT: S. 7th to SR 99 DATE: 8 Oct 2024 ADT: 11,875  
 LENGTH: 2,085 feet TRAVEL LANES: 2 (1/1) WEATHER: clear, dry  
 WIDTH: varies RADAR LOCATION: Blankenbush Ave. OBSERVER: cve  
 DIRECTION: northbound

MPH	5	10	15	20	25	Total Vehicles	Cumulative Vehicles
60							
59							
58						1	100
57							
56							
55						1	99
54							
53							
52						1	98
51							
50						1	97
49							
48						1	96
47						2	95
46						2	93
45						3	91
44						5	88
43						1	83
42						10	82
41						8	72
40						1	64
39						5	63
38						8	58
37						7	50
36						3	43
35						4	40
34						6	36
33						4	30
32						6	26
31						2	20
30						6	18
29						5	12
28						2	7
27							
26							
25							
24						2	5
23							
22							
21						1	3
20						1	2
19							
18							
17							
16							
15						1	1
14							
13							
12							
11							
10							

Total 300  
 85% speed 44 mi/hr  
 10 mi/hr pace 33 - 42  
 % in pace 56%  
 range 15 - 58  
 average speed 37.01

**VEHICLE SPEED DATA SHEET**

ROADWAY: Crown Landing Road TIME: 9:15 a.m. POSTED SPEED: 40  
 SEGMENT: Hatch Rd to Whitmore DATE: 6 Oct 2014 ADT: 30,456  
 LENGTH: 5,280 feet TRAVEL LANES: 4 (2/2) WEATHER: clear, dry  
 WIDTH: 100 feet RADAR LOCATION: Imperial Ave OBSERVER: cve  
 DIRECTION: southbound

MPH	5	10	15	20	25	Total Vehicles	Cumulative Vehicles
60							
59						2	100
58						1	98
57							
56							
55							
54							
53							
52						1	97
51							
50						2	96
49						2	94
48						6	92
47						1	86
46							
45						3	85
44						5	82
43						3	77
42						6	74
41						13	68
40						9	55
39						11	46
38						9	35
37						8	26
36						6	18
35						4	12
34							
33						2	8
32						2	6
31						2	4
30							
29							
28						1	2
27							
26							
25							
24							
23							
22						1	1
21							
20							
19							
18							
17							
16							
15							
14							
13							
12							
11							
10							

Total 100  
 85% speed 45 mi/hr  
 10 mi/hr pace 35 - 44  
 % in pace 74%  
 range 22 - 59  
 average speed 40.33

**VEHICLE SPEED DATA SHEET**

ROADWAY: Crown Landing Road TIME: 9:40 a.m. POSTED SPEED: 40  
 SEGMENT: Hatch Rd to Whitmore DATE: 6 Oct 2014 ADT: 30,456  
 LENGTH: 5,280 feet TRAVEL LANES: 4 (2/2) WEATHER: clear, dry  
 WIDTH: 100 feet RADAR LOCATION: 2000 Crown Landing OBSERVER: cve  
 DIRECTION: northbound

MPH	5	10	15	20	25	Total Vehicles	Cumulative Vehicles
60							
59							
58							
57							
56							
55							
54							
53							
52							
51							
50						3	100
49						3	97
48						3	94
47						3	91
46						6	88
45						7	82
44						7	75
43						9	68
42						9	59
41						7	50
40						7	43
39						6	36
38						5	30
37						1	25
36						3	24
35						4	21
34						4	17
33						4	13
32						4	9
31						2	5
30							
29						1	3
28							
27						1	2
26						1	1
25							
24							
23							
22							
21							
20							
19							
18							
17							
16							
15							
14							
13							
12							
11							
10							

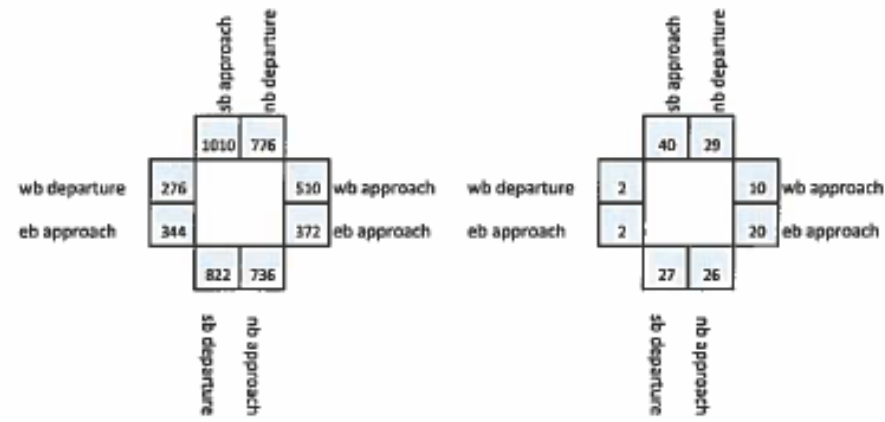
Total 100  
 85% speed 46 mi/hr  
 10 mi/hr pace 38 - 47  
 % in pace 66%  
 range 26 - 50  
 average speed 40.62

### Approach/Departure Volumes

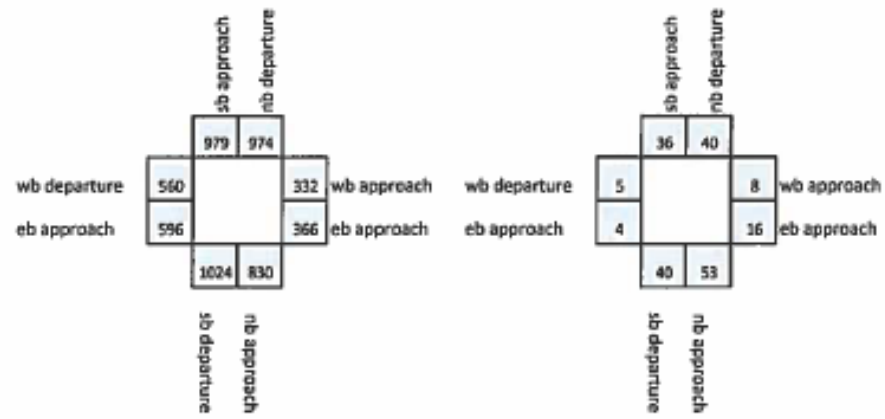
All vehicles

3-Axe trucks only

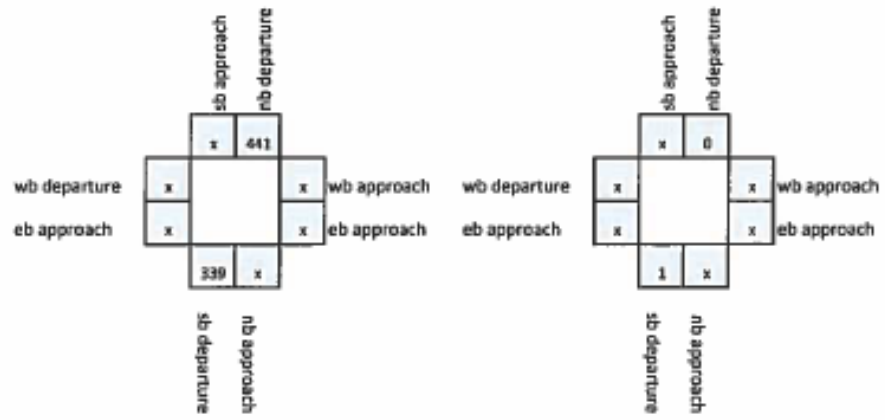
#### Whitmore Avenue at Crows Landing Road



#### Hatch Road at Crows Landing Road



#### Blankenburg Avenue at Crows Landing Road



Site: SB CROWS LANDING NO HATCH  
6/4/2014  
Wednesday

24 Hour Volume, per Channel (Volume factor 0.500)

SB CROWS LANDING NO HATC

Interval Start	
12:00 AM	188
1:00 AM	130
2:00 AM	117
3:00 AM	156
4:00 AM	257
5:00 AM	452
6:00 AM	696
7:00 AM	979
8:00 AM	872
9:00 AM	820
10:00 AM	859
11:00 AM	898
12:00 PM	1007
1:00 PM	992
2:00 PM	1001
3:00 PM	1094
4:00 PM	1087
5:00 PM	1124
6:00 PM	808
7:00 PM	734
8:00 PM	646
9:00 PM	582
10:00 PM	460
11:00 PM	299
Total	16258

Peak Hours

**12:00 AM - 12:00 PM**  
Started 7:00 AM  
Peak Volume 979  
Factor -

**12:00 PM - 12:00 AM**  
Started 5:00 PM  
Peak Volume 1124  
Factor -

Site: SB CROWS LANDING SO HATCH  
6/4/2014  
Wednesday

24 Hour Volume, per Channel (Volume factor 0.500)

SB CROWS LANDING SO HATC

Interval Start	
12:00 AM	176
1:00 AM	100
2:00 AM	104
3:00 AM	160
4:00 AM	258
5:00 AM	452
6:00 AM	648
7:00 AM	1024
8:00 AM	970
9:00 AM	926
10:00 AM	892
11:00 AM	960
12:00 PM	1012
1:00 PM	998
2:00 PM	1043
3:00 PM	1020
4:00 PM	996
5:00 PM	1108
6:00 PM	786
7:00 PM	690
8:00 PM	637
9:00 PM	586
10:00 PM	420
11:00 PM	258
Total	16224

Peak Hours

**12:00 AM - 12:00 PM**  
Started 7:00 AM  
Peak Volume 1024  
Factor -

**12:00 PM - 12:00 AM**  
Started 5:00 PM  
Peak Volume 1108  
Factor -

24 Hour Volume, per Channel (Volume factor 0.500)

NB CROWS LANDING SO HATC

Interval Start	
12:00 AM	119
1:00 AM	78
2:00 AM	81
3:00 AM	118
4:00 AM	218
5:00 AM	396
6:00 AM	468
7:00 AM	788
8:00 AM	830
9:00 AM	863
10:00 AM	904
11:00 AM	954
12:00 PM	954
1:00 PM	954
2:00 PM	1008
3:00 PM	1128
4:00 PM	1158
5:00 PM	1113
6:00 PM	819
7:00 PM	616
8:00 PM	607
9:00 PM	425
10:00 PM	284
11:00 PM	171
<b>Total</b>	<b>15054</b>

**Peak Hours**

**12:00 AM - 12:00 PM**  
Started 11:00 AM  
Peak Volume 954  
Factor -

**12:00 PM - 12:00 AM**  
Started 4:00 PM  
Peak Volume 1158  
Factor -

24 Hour Volume, per Channel (Volume factor 0.500)

NB CROWS LANDING NO HATC

Interval Start	
12:00 AM	108
1:00 AM	69
2:00 AM	81
3:00 AM	104
4:00 AM	236
5:00 AM	459
6:00 AM	550
7:00 AM	974
8:00 AM	930
9:00 AM	830
10:00 AM	878
11:00 AM	919
12:00 PM	968
1:00 PM	936
2:00 PM	1034
3:00 PM	1126
4:00 PM	1154
5:00 PM	1183
6:00 PM	798
7:00 PM	584
8:00 PM	538
9:00 PM	402
10:00 PM	236
11:00 PM	153
<b>Total</b>	<b>15250</b>

**Peak Hours**

**12:00 AM - 12:00 PM**  
Started 7:00 AM  
Peak Volume 974  
Factor -

**12:00 PM - 12:00 AM**  
Started 5:00 PM  
Peak Volume 1183  
Factor -

24 Hour Volume, per Channel (Volume factor 0.500)

WB HATCH WO CROWS LANDIN

Interval Start	
12:00 AM	73
1:00 AM	48
2:00 AM	41
3:00 AM	62
4:00 AM	90
5:00 AM	190
6:00 AM	190
7:00 AM	340
8:00 AM	560
9:00 AM	432
10:00 AM	466
11:00 AM	516
12:00 PM	541
1:00 PM	562
2:00 PM	699
3:00 PM	718
4:00 PM	740
5:00 PM	660
6:00 PM	604
7:00 PM	584
8:00 PM	626
9:00 PM	463
10:00 PM	290
11:00 PM	163
<b>Total</b>	<b>9658</b>

Peak Hours

**12:00 AM - 12:00 PM**  
Started 8:00 AM  
Peak Volume 560  
Factor -

**12:00 PM - 12:00 AM**  
Started 4:00 PM  
Peak Volume 740  
Factor -

24 Hour Volume, per Channel (Volume factor 0.500)

WB HATCH EO CROWS LANDIN

Interval Start	
12:00 AM	59
1:00 AM	32
2:00 AM	40
3:00 AM	40
4:00 AM	97
5:00 AM	158
6:00 AM	160
7:00 AM	246
8:00 AM	332
9:00 AM	297
10:00 AM	318
11:00 AM	398
12:00 PM	422
1:00 PM	400
2:00 PM	456
3:00 PM	445
4:00 PM	482
5:00 PM	416
6:00 PM	364
7:00 PM	364
8:00 PM	370
9:00 PM	318
10:00 PM	164
11:00 PM	114
<b>Total</b>	<b>6492</b>

Peak Hours

**12:00 AM - 12:00 PM**  
Started 11:00 AM  
Peak Volume 398  
Factor -

**12:00 PM - 12:00 AM**  
Started 4:00 PM  
Peak Volume 482  
Factor -

Site: EB HATCH EO CROWS LANDING  
5/14/2014  
Wednesday

24 Hour Volume, per Channel (Volume factor 0.500)

EB HATCH EO CROWS LANDIN

Interval Start	
12:00 AM	66
1:00 AM	42
2:00 AM	32
3:00 AM	67
4:00 AM	132
5:00 AM	248
6:00 AM	273
7:00 AM	330
8:00 AM	366
9:00 AM	358
10:00 AM	438
11:00 AM	492
12:00 PM	452
1:00 PM	415
2:00 PM	478
3:00 PM	562
4:00 PM	556
5:00 PM	476
6:00 PM	485
7:00 PM	392
8:00 PM	381
9:00 PM	242
10:00 PM	187
11:00 PM	85
Total	7555

**12:00 AM - 12:00 PM**  
Started 11:00 AM  
Peak Volume 492  
Factor -

Peak Hours

**12:00 PM - 12:00 AM**  
Started 3:00 PM  
Peak Volume 562  
Factor -

Site: EB HATCH WO CROWS LANDING  
5/14/2014  
Wednesday

24 Hour Volume, per Channel (Volume factor 0.500)

EB HATCH WO CROWS LANDIN

Interval Start	
12:00 AM	52
1:00 AM	37
2:00 AM	34
3:00 AM	66
4:00 AM	174
5:00 AM	342
6:00 AM	380
7:00 AM	592
8:00 AM	596
9:00 AM	430
10:00 AM	469
11:00 AM	515
12:00 PM	489
1:00 PM	484
2:00 PM	571
3:00 PM	612
4:00 PM	614
5:00 PM	597
6:00 PM	547
7:00 PM	466
8:00 PM	429
9:00 PM	282
10:00 PM	163
11:00 PM	83
Total	9024

**12:00 AM - 12:00 PM**  
Started 8:00 AM  
Peak Volume 596  
Factor -

Peak Hours

**12:00 PM - 12:00 AM**  
Started 4:00 PM  
Peak Volume 614  
Factor -

24 Hour Volume, per Channel (Volume factor 0.500)

SB CROWS LANDING NO WHIT

Interval Start	
12:00 AM	139
1:00 AM	102
2:00 AM	92
3:00 AM	122
4:00 AM	217
5:00 AM	426
6:00 AM	638
7:00 AM	967
8:00 AM	1010
9:00 AM	740
10:00 AM	774
11:00 AM	822
12:00 PM	899
1:00 PM	856
2:00 PM	970
3:00 PM	936
4:00 PM	890
5:00 PM	977
6:00 PM	692
7:00 PM	638
8:00 PM	618
9:00 PM	470
10:00 PM	288
11:00 PM	214
Total	14497

Peak Hours

**12:00 AM - 12:00 PM**  
Started 8:00 AM  
Peak Volume 1010  
Factor -

**12:00 PM - 12:00 AM**  
Started 5:00 PM  
Peak Volume 977  
Factor -

24 Hour Volume, per Channel (Volume factor 0.500)

NB CROWSLANDING NO WHITM

Interval Start	
12:00 AM	94
1:00 AM	76
2:00 AM	72
3:00 AM	92
4:00 AM	209
5:00 AM	292
6:00 AM	435
7:00 AM	690
8:00 AM	776
9:00 AM	751
10:00 AM	766
11:00 AM	834
12:00 PM	796
1:00 PM	772
2:00 PM	772
3:00 PM	920
4:00 PM	966
5:00 PM	951
6:00 PM	636
7:00 PM	438
8:00 PM	428
9:00 PM	291
10:00 PM	169
11:00 PM	146
Total	12372

Peak Hours

**12:00 AM - 12:00 PM**  
Started 11:00 AM  
Peak Volume 834  
Factor -

**12:00 PM - 12:00 AM**  
Started 4:00 PM  
Peak Volume 966  
Factor -

24 Hour Volume, per Channel (Volume factor 0.500)

WB WHITMORE EO CROWS LAN

Interval Start	
12:00 AM	54
1:00 AM	46
2:00 AM	54
3:00 AM	58
4:00 AM	172
5:00 AM	174
6:00 AM	248
7:00 AM	436
8:00 AM	510
9:00 AM	459
10:00 AM	388
11:00 AM	429
12:00 PM	390
1:00 PM	402
2:00 PM	468
3:00 PM	500
4:00 PM	458
5:00 PM	484
6:00 PM	412
7:00 PM	326
8:00 PM	262
9:00 PM	248
10:00 PM	160
11:00 PM	106
Total	7244

Peak Hours

**12:00 AM - 12:00 PM**  
Started 8:00 AM  
Peak Volume 510  
Factor -

**12:00 PM - 12:00 AM**  
Started 3:00 PM  
Peak Volume 500  
Factor -

24 Hour Volume, per Channel (Volume factor 0.500)

EB WHITMORE EO CROWS LAN

Interval Start	
12:00 AM	46
1:00 AM	46
2:00 AM	30
3:00 AM	55
4:00 AM	60
5:00 AM	173
6:00 AM	216
7:00 AM	372
8:00 AM	307
9:00 AM	308
10:00 AM	429
11:00 AM	438
12:00 PM	438
1:00 PM	498
2:00 PM	532
3:00 PM	434
4:00 PM	518
5:00 PM	618
6:00 PM	440
7:00 PM	362
8:00 PM	298
9:00 PM	228
10:00 PM	170
11:00 PM	112
Total	7128

Peak Hours

**12:00 AM - 12:00 PM**  
Started 11:00 AM  
Peak Volume 438  
Factor -

**12:00 PM - 12:00 AM**  
Started 5:00 PM  
Peak Volume 618  
Factor -

24 Hour Volume, per Channel (Volume factor 0.500)

EB WHITMORE WO CROWS LAN

Interval Start	
12:00 AM	17
1:00 AM	30
2:00 AM	18
3:00 AM	30
4:00 AM	74
5:00 AM	169
6:00 AM	176
7:00 AM	324
8:00 AM	344
9:00 AM	260
10:00 AM	244
11:00 AM	258
12:00 PM	244
1:00 PM	268
2:00 PM	347
3:00 PM	366
4:00 PM	348
5:00 PM	319
6:00 PM	300
7:00 PM	256
8:00 PM	249
9:00 PM	160
10:00 PM	117
11:00 PM	66
Total	4984

Peak Hours

**12:00 AM - 12:00 PM**  
Started 8:00 AM  
Peak Volume 344  
Factor -

**12:00 PM - 12:00 AM**  
Started 3:00 PM  
Peak Volume 366  
Factor -

24 Hour Volume, per Channel (Volume factor 0.500)

WB WHITMORE WO CROWS LAN

Interval Start	
12:00 AM	45
1:00 AM	41
2:00 AM	28
3:00 AM	34
4:00 AM	98
5:00 AM	104
6:00 AM	101
7:00 AM	196
8:00 AM	276
9:00 AM	216
10:00 AM	235
11:00 AM	262
12:00 PM	280
1:00 PM	288
2:00 PM	356
3:00 PM	428
4:00 PM	388
5:00 PM	445
6:00 PM	348
7:00 PM	326
8:00 PM	308
9:00 PM	270
10:00 PM	162
11:00 PM	88
Total	5323

Peak Hours

**12:00 AM - 12:00 PM**  
Started 8:00 AM  
Peak Volume 276  
Factor -

**12:00 PM - 12:00 AM**  
Started 5:00 PM  
Peak Volume 445  
Factor -

