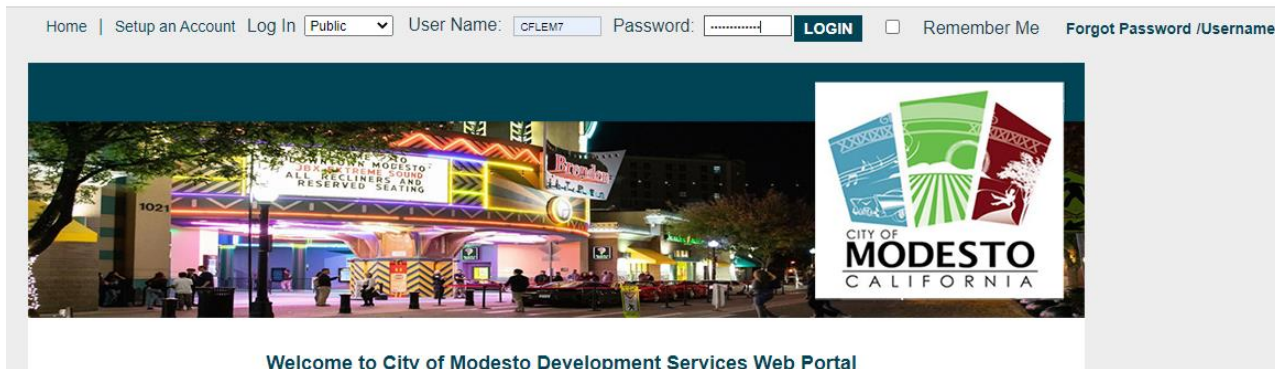


How to Apply for a Permit Using eTRAKiT

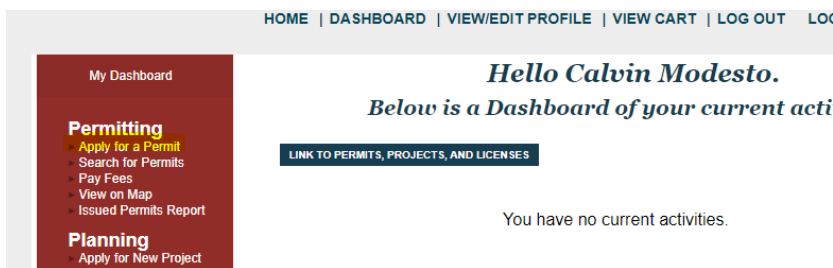
1) Login to your eTRAKiT account.



2) In your account you will be presented with **My Dashboard**.

Under **Permitting** click

- **Apply for a Permit**



3) You will be shown a Permit Application Confirmation.

a. Read through declaration and click **“I Agree”** or **“I disagree”** then click **“Continue”**

Permit Application Confirmation

By proceeding, you acknowledge that you are the **HOMEOWNER** performing work on your own property (residence only), you are a licensed **CONTRACTOR** in the State of California, or you are an **APPLICANT** authorized by the property owner to apply for a permit.

CONTRACTOR'S DECLARATION

I hereby affirm that I am licensed under the provisions of Chapter 9 (Commencing with Section 7000) of Division 3 of the Business and Professions Code, and my license is in full force and effect. I have secured permission from the property owner to obtain this permit.

OWNER'S ACKNOWLEDGEMENT AND VERIFICATION OF INFORMATION:

You acknowledge that permit fees are non-refundable and non-transferable and the Division of Building Safety may not refund permits purchased incorrectly.

All permit submittals will be verified prior to permit issuance. Issued permits will be e-mailed to the applicant the following business day.

I Agree
 I Disagree

CONTINUE

The permit Application has 4 Steps; Step 1 Permit Information, Step 2 Contact Information, Step 3 Review and Submit, Step 4 Checkout/Confirmation

Step 1:

Permit Application

Step 1 Permit Information

Step 2

Step 3

Step 4

Permit Type Information

PERMIT Type

PERMIT Subtype

*Description:

*Notes:

*Job Value

Select the **Permit Type** and **Subtype**

Enter **description** of work and any **notes**. (If there are no notes just put "**N/A**")

Enter in estimated **Job Value**

Additional Information

WATER HEATER

*ENERGY:

*TYPE:

Fill in any **Additional Information**

Location

*Enter part or all of your address and press search

Search By

Search Value

Enter street address and click "**Search**", then click on the **Parcel**

Attachments

Please ensure to include required attachments with your application. Failure to do so may delay in the issuance of your permit.

Filename

Description

You can attach any files you may need to here. **Select** file from your computer or phone, add **Description** and click "**Next Step**"

Step 2:

Permit Application

Enter in all information that applies. **All boxes with an * must be filled in**

Step 1

Step 2 Contact Information

Step 3

Step 4

Application for a RES WATER HEATER Permit

Applicant Information

*Name	<input type="text" value="CHRISTINA FLEMING"/>	*Phone	<input type="text" value="(209) 571-5807"/>
*Address	<input type="text" value="1010 10TH ST"/>	*Email Address	<input type="text" value="CFLEMING@MODESTOGOV.COM"/>
*City	<input type="text" value="MODESTO"/>	*Zip	<input type="text" value="953"/> <input type="text"/>
*State	<input type="text" value="CA"/>		

Owner Information

*Name	<input type="text" value="COUNTY OF STANISLAUS"/>	*Phone	<input type="text" value="(209) 571-5807"/>
*Address	<input type="text" value="1604 Glenwood Drive"/>	Email Address	<input type="text" value="cfleming@modestogov.com"/>
*City	<input type="text" value="Modesto"/>	*Zip	<input type="text" value="953"/> <input type="text"/>
*State	<input type="text" value="CA"/>		

Contractor Information

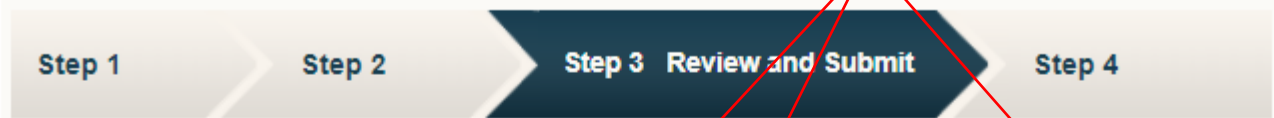
*Name	<input type="text" value="N/A"/>	*Phone	<input type="text" value="(000) 000-0000"/>
*Address	<input type="text" value="N/A"/>	*Email Address	<input type="text" value="cfleming@modestogov.com"/>
*City	<input type="text" value="N/A"/>	License#	<input type="text" value="N/A"/>
*State	<input type="text" value="NA"/>	*Zip	<input type="text" value="N/A"/> <input type="text"/>

If there is any information you don't have, just put "N/A". **All boxes must be filled**

After everything is filled out, **Click "Next Step"**

Step 3:

Permit Application



Application for a RES WATER HEATER Permit

Here you can review/edit your information and view the fees

Permit Information

Type RES WATER HEATER
 Subtype GAS STORAGE
 Description enter in descriptio...
 Job Value \$200.00

EDIT

Location

1010 10TH
 MODESTO, CA 95354-0803 10TH ST. PLAZA
 LANDSCAPING PLAN,10TH ST. PLAZA

EDIT

Contacts

Applicant Information

CHRISTINA FLEMING (209) 571-5807
 1010 10TH ST CFLEMING@MODESTOGOV.COM
 MODESTO, CA 95350

EDIT

Fee Information

Type	Amount
BUILDING OTHER FEES	\$1.11
GEN PLAN MAINT RECOVERY F...	0.11
GREEN BUILDING FEE	1.00
TECHNOLOGY FEE	\$5.85
BUILDING SAFETY FEES	\$117.00
WATER HEATER REPLACEMENT	117.00
Total Fees	\$123.96

Owner Information

COUNTY OF STANISLAUS (209) 571-5807
 1604 Glenwood Drive cfleming@modestogov.com
 Modesto, CA 95350

Contractor Information

N/A (000) 000-0000
 N/A cfleming@modestogov.com
 N/A, NA N/AN/

Attachments

To upload additional attachments click [Here](#)

Review the information prior to submitting.

CANCEL **PREVIOUS STEP** **NEXT STEP**

After you review your information, click "Next Step" to continue

If you still need to add attachments you can click "Here"

Step 4:

Permit Application



Checkout Summary

Below are the current fees due for your permit(s). Please select the permit(s) you wish to pay and select "Proceed to Checkout". Verify correct item(s) to pay and select "Proceed to Payment". Enter the required information and select "Process Payment".

RES WATER HEATER Permit

Description	Quantity	Amount
BUILDING OTHER FEES	1	\$1.11
<i>GEN PLAN MAINT RECOVERY FEE</i>		<i>0.11</i>
<i>GREEN BUILDING FEE</i>		<i>1.00</i>
TECHNOLOGY FEE	1	\$5.85
BUILDING SAFETY FEES	1	\$117.00
<i>WATER HEATER REPLACEMENT</i>		<i>117.00</i>

Fees Due: \$123.96

Total: \$123.96

[BACK TO STEP ONE](#)

[ADD TO SHOPPING CART](#)

[PAY NOW](#)

Now you will be able to check out and pay for your permit application. After you select **"Pay Now"** you will be directed to our payment portal. You will be able to pay with Debit, Credit, or E-Check.

After you purchase through *Paymentus* you will receive a confirmation email and your application will be complete.